

April 1, 2026

Ms. Debbie-Anne A. Reese, Secretary
Federal Energy Regulatory Commission
888 First Street, NE
Washington, DC 20426

Re: Wyoming Interstate Company, L.L.C.
Informational Cost and Revenue Study
Docket No. RP22-823-00_

Dear Ms. Reese:

In compliance with section 5.5 of Article V of the Stipulation and Agreement (Settlement) approved by the Federal Energy Regulatory Commission (Commission) in Docket No. RP22-823-000,¹ Wyoming Interstate Company, L.L.C. (WIC) hereby submits for filing the informational Cost and Revenue Study (Study) included as Appendix A hereto.

More specifically, section 5.5 of Article V of the Settlement requires WIC to file a cost and revenue study on April 1, 2026 based on actual costs, revenues and volumes for a 12-month base period that complies with 18 C.F.R. § 154.303(a)(1) (2025).² The Study presents the required information for the 12-month period from January 1, 2025 through December 31, 2025 (referred to as the “base period” in the Study). The Study includes the applicable statements and schedules required for submission of a section 4 rate proceeding as set forth in 18 C.F.R. § 154.312 (2026) of the Commission’s regulations except for Statement P. The Study reflects an overall annual cost of service of approximately \$95 million compared to actual revenue of approximately \$82 million.

WIC submits the Study solely to comply with the Settlement filing requirement. The Settlement established rates on a “black box” basis” and only sets forth certain elements, including depreciation and excess Accumulated Deferred Income Taxes.³ Nothing in this filing should be construed as being supported or proposed by WIC or any individual as the appropriate amount, or level for costs, methodology for classifying, functionalizing or allocating costs, or designing or establishing rates. In any testimony or pleading in any future proceeding, including any Natural Gas Act section 4 rate proceeding initiated at a time of WIC’s choosing, WIC reserves the right to propose, *inter alia*, matters or positions that may include but are not limited to: updated costs, billing determinants or revenues (including the provision for a test period adjustment); different cost classifications, cost allocations or rate designs; different rates of

¹ See *Wyoming Interstate Co.*, 179 FERC ¶ 61,209 (2022).

² Section 5.5 of the Settlement also permits WIC to file an additional cost and revenue study that includes adjustments. WIC is not submitting an additional study.

³ See *Wyoming Interstate Co.*, 179 FERC ¶ 61,209 at P 2 (2022).

return; different depreciation rates; the establishment of negative salvage rates and a decommissioning rate; modified services or tariff provisions; and, alternative methods to establish just and reasonable rates.

Please direct communications regarding this filing to the undersigned.

Very truly yours,

 /s/

David R. Cain
Counsel For Wyoming Interstate Company, L.L.C.
PO Box 1087
Colorado Springs, CO 80944
Telephone: (719) 520-4534
David_Cain@kindermorgan.com

cc: Service list for Docket No. RP22-823-000
All Entities Consistent with 18 C.F.R. § 154.208 (2025)

Wyoming Interstate Company, L.L.C.
Cost and Revenue Study
Pursuant to S&A in Docket No. RP22-823-000
Overall Cost of Service Summary
For the Twelve Months Ending December 31, 2025

Docket No. RP22-823-00_
Statement A
Page 1 of 1

Line No.	Particulars	Statement Schedule Reference	Total Cost of Service	Incremental			
				Mainline	Kanda	Piceance	Medicine Bow
	(a)	(b)	(c)	(d)	(e)	(f)	(g)
1	Operation and Maintenance Expenses	H-1 / I-1(d)	\$25,352,139	\$16,968,466	\$906	\$613,639	\$7,769,128
2	Depreciation and Amortization Expenses	H-2 / I-1(d)	\$20,522,990	\$4,793,833	\$4,635,428	\$4,714,331	\$6,379,398
3	Return Allowance	B	\$36,241,082	\$7,519,991	\$0	\$12,366,021	\$16,355,070
4	Federal Income Taxes	H-3	\$9,795,338	\$2,054,249	\$28,797	\$3,319,168	\$4,393,124
5	State Income Taxes	H-3	\$324,300	\$68,011	\$953	\$109,890	\$145,446
6	Taxes Other Than Income Taxes	H-4 / I-1(d)	\$2,543,970	\$868,070	\$450,941	\$505,470	\$719,490
7	Revenue Credits	G-5 / I-1(d)	\$0	\$0	\$0	\$0	\$0
8	Total Cost of Service		\$94,779,819	\$32,272,619	\$5,117,026	\$21,628,519	\$35,761,655

Wyoming Interstate Company, L.L.C.
Cost and Revenue Study
Pursuant to S&A in Docket No. RP22-823-000
Rate Base and Return Allowance
For the Twelve Months Ending December 31, 2025

Docket No. RP22-823-00
Statement B
Page 1 of 1

Line No.	Description	Statement Schedule Reference	Total	Incremental			
				Mainline	Kanda	Piceance	Medicine Bow
	(a)	(b)	(c)	(d)	(e)	(f)	(g)
1	Gas Plant In Service	C-1	\$943,915,991	\$322,089,013	\$167,317,191	\$187,550,017	\$266,959,771
2	Allocation of General Plant	C-1 / I-1(d)	\$914,059	\$914,059	\$0	\$0	\$0
3	Allocation of Intangible Plant	C-1 / I-1(d)	\$959,425	\$959,425	\$0	\$0	\$0
4	Total Plant In Service		\$945,789,475	\$323,962,497	\$167,317,191	\$187,550,017	\$266,959,771
5	Total Gas Plant		\$945,789,475	\$323,962,497	\$167,317,191	\$187,550,017	\$266,959,771
6	Depreciation	D	(655,109,064)	(\$267,839,571)	(\$167,317,191)	(\$86,560,022)	(\$133,392,280)
7	Allocation of General Plant Depreciation	D / I-1(d)	(\$286,259)	(\$286,259)	\$0	\$0	\$0
8	Allocation of Intangible Plant Amortization	D / I-1(d)	(\$821,257)	(\$821,257)	\$0	\$0	\$0
9	Total Accumulated DD&A		(\$656,216,580)	(\$268,947,086)	(\$167,317,191)	(\$86,560,022)	(\$133,392,280)
10	Net Gas Plant		\$289,572,896	\$55,015,411	\$0	\$100,989,995	\$133,567,491
11	Working Capital	E	\$5,403,208	\$5,403,208	\$0	\$0	\$0
12	Regulatory Assets/(Liabilities)	B-2 / I-1(d)	(\$7,810,464)	(\$1,483,895)	\$0	(\$2,723,938)	(\$3,602,630)
13	Accumulated Deferred Income Taxes	B-1 / I-1(d)	(\$37,227,141)	(\$7,072,715)	\$0	(\$12,983,151)	(\$17,171,275)
14	Rate Base		\$249,938,498	\$51,862,009	\$0	\$85,282,905	\$112,793,585
15	Rate of Return	F	14.50%	14.50%	14.50%	14.50%	14.50%
16	Return Allowance		\$36,241,082	\$7,519,991	\$0	\$12,366,021	\$16,355,070

Wyoming Interstate Company, L.L.C.
 Cost and Revenue Study
 Pursuant to S&A in Docket No. RP22-823-000
 Accumulated Deferred Income Taxes
 For the Twelve Months Ending December 31, 2025

Docket No. RP22-823-00_
 Schedule B-1
 Page 1 of 2

Line No.	Description	FERC Account No. 190	FERC Account No. 282	FERC Account No. 283	Total
	(a)	(b)	(c)	(d)	(e)
1	January 2025	\$2,004,384	(\$27,991,977)	(\$532,962)	(\$26,520,555)
2	February 2025	\$1,984,633	(\$28,243,992)	(\$534,449)	(\$26,793,808)
3	March 2025	\$1,970,334	(\$28,536,110)	(\$537,273)	(\$27,103,049)
4	April 2025	\$1,975,652	(\$28,865,180)	(\$540,712)	(\$27,430,240)
5	May 2025	\$1,966,998	(\$29,161,100)	(\$543,882)	(\$27,737,984)
6	June 2025	\$1,954,400	(\$29,422,064)	(\$547,551)	(\$28,015,215)
7	July 2025	\$1,931,814	(\$29,906,240)	(\$551,806)	(\$28,526,232)
8	August 2025	\$1,922,469	(\$30,332,131)	(\$556,391)	(\$28,966,053)
9	September 2025	\$1,909,207	(\$30,723,733)	(\$552,481)	(\$29,367,007)
10	October 2025	\$1,889,106	(\$31,108,215)	(\$548,693)	(\$29,767,802)
11	November 2025	\$1,872,388	(\$31,488,949)	(\$562,233)	(\$30,178,794)
12	December 2025	\$1,920,838	(\$32,153,903)	(\$576,611)	(\$30,809,676)
13	Test Period Activity	\$0	\$0	\$0	\$0
14	Adjustments	\$0	\$0	\$0	\$0
15	End of Base Period Adjusted Balance	\$1,920,838	(\$32,153,903)	(\$576,611)	(\$30,809,676)
16	Less: Non-Rate Base ADIT	(\$63,585)	(\$6,767,550)	\$413,670	(\$6,417,465)
17	Rate Base Related ADIT	<u>\$1,857,253</u>	<u>(\$38,921,453)</u>	<u>(\$162,941)</u>	<u>(\$37,227,141)</u>

Wyoming Interstate Company, L.L.C.
 Cost and Revenue Study
 Pursuant to S&A in Docket No. RP22-823-000
 Accumulated Deferred Income Taxes
 For the Twelve Months Ending December 31, 2025

Docket No. RP22-823-00_
 Schedule B-1
 Page 2 of 2

Line No.	Particulars	FERC Account No.	Balance at Dec-25	Test Period Activity	Adjustments	Test Period Projection	Excluded From Rate Base	Adjusted (Rate Base)
	(a)	(b)	(c)	(d)	(e)	(f)	(g)	(h)
FERC Account No. 190								
1	Unearned Revenue - NC Liability 190	190	\$57,307			\$57,307	(\$57,307)	\$0
2	Excess DFIT	190	\$1,857,253			\$1,857,253	\$0	\$1,857,253
3	Park & Loan Deferral - Current Liability 190	190	\$6,278			\$6,278	(\$6,278)	\$0
4	Total FERC Account No. 190		\$1,920,838	\$0	\$0	\$1,920,838	(\$63,585)	\$1,857,253
FERC Account No. 282								
5	Tax Depreciation	282	(\$141,243,967)			(\$141,243,967)	\$0	(\$141,243,967)
6	Book Depreciation	282	\$96,619,438			\$96,619,438	\$0	\$96,619,438
7	Tax Amortization	282	(\$1,726,440)			(\$1,726,440)	\$0	(\$1,726,440)
8	Book Amortization	282	\$1,187,895			\$1,187,895	\$0	\$1,187,895
9	Assets Capitalized for Tax Not Book	282	\$430,839			\$430,839	\$0	\$430,839
10	AFUDC Debt - Book Capitalized Interest	282	(\$194,710)			(\$194,710)	\$0	(\$194,710)
11	AFUDC Equity - Book Capitalized Interest	282	(\$1,402,403)			(\$1,402,403)	\$1,402,403	\$0
12	Interest Capitalized	282	\$483,898			\$483,898	\$0	\$483,898
13	Dismantling Costs	282	(\$675,438)			(\$675,438)	\$0	(\$675,438)
14	Tax G/L on Disposition of Assets	282	(\$2,674,795)			(\$2,674,795)	\$0	(\$2,674,795)
15	Capitalized Overhead - Tax	282	\$210,631			\$210,631	\$0	\$210,631
16	Capitalized Overhead - Book	282	(\$1,288,587)			(\$1,288,587)	\$0	(\$1,288,587)
17	Repairs & Maintenance Deduction	282	(\$741,369)			(\$741,369)	\$0	(\$741,369)
18	Proceeds from Sale - NC - (Salvage)	282	\$4,630			\$4,630	\$0	\$4,630
19	Capital Lease - NC Asset 282	282	\$6,526,162			\$6,526,162	(\$6,526,162) /1	\$0
20	Capital Lease Interest - NC Asset 282	282	(\$3,932,896)			(\$3,932,896)	\$3,932,896 /1	\$0
21	CIAC - Grossed Up - NC Asset 282	282	\$5,576,687			\$5,576,687	(\$5,576,687)	\$0
22	Step Up Depreciation - NC Asset 282	282	\$10,686,522			\$10,686,522	\$0	\$10,686,522
23	Depreciation on Disguised Sale - NC Asset 282	282	\$0			\$0	\$0	\$0
24	Total FERC Account No. 282		(\$32,153,903)	\$0	\$0	(\$32,153,903)	(\$6,767,550)	(\$38,921,453)
FERC Account No. 283								
26	AFUDC Equity - Regulatory Asset	283	(\$388,498)			(\$388,498)	\$388,498	\$0
27	Deferred Revenue - Current	283	(\$25,172)			(\$25,172)	\$25,172	\$0
28	Excess DFIT Amort Asset - NC Asset 283	283	(\$162,941)			(\$162,941)	\$0	(\$162,941)
29	Total FERC Account No. 283		(\$576,611)	\$0	\$0	(\$576,611)	\$413,670	(\$162,941)
30	Total Deferred Income Tax		(\$30,809,676)	\$0	\$0	(\$30,809,676)	(\$6,417,465)	(\$37,227,141)

Note:

/1 Associated with tax depreciation on the Douglas Lease.

Line No.	FERC Acct./Particulars (a)	Jan-25 (b)	Feb-25 (c)	Mar-25 (d)	Apr-25 (e)	May-25 (f)	Jun-25 (g)	Jul-25 (h)	Aug-25 (i)	Sep-25 (j)	Oct-25 (k)	Nov-25 (l)	Dec-25 (m)	Total (n)	Adjustments (o)	Total as Adjusted (p)
Account 182.3																
1	Income Tax Gross-up on AFUDC Equity	\$1,665,150	\$1,676,216	\$1,693,449	\$1,713,518	\$1,732,350	\$1,753,496	\$1,777,344	\$1,802,706	\$1,788,823	\$1,775,514	\$1,803,579	\$1,790,902	\$1,790,902	(\$1,790,902)	\$0
2	South Georgia 1% FIT Deficiency	\$797,174	\$792,987	\$788,800	\$784,613	\$780,426	\$776,239	\$772,052	\$767,865	\$763,678	\$759,491	\$755,304	\$751,117	\$751,117	\$0	\$751,117
3	FERC Annual Charge Adjustment	\$654,998	\$573,123	\$491,249	\$409,374	\$327,499	\$245,624	\$1,298,411	\$1,216,536	\$1,134,661	\$1,040,105	\$945,550	\$850,995	\$850,995	(\$850,995)	\$0
4	Total FERC Account No. 182.3	\$3,117,322	\$3,042,326	\$2,973,498	\$2,907,505	\$2,840,275	\$2,775,359	\$3,847,806	\$3,787,107	\$3,687,162	\$3,575,110	\$3,504,433	\$3,393,014	\$3,393,014	(\$2,641,897)	\$751,117
Account 254																
5	Regulatory Liability - Fuel	(\$970,762)	(\$1,230,928)	(\$657,360)	(\$679,113)	(\$621,746)	(\$864,475)	(\$1,118,728)	(\$1,475,611)	(\$1,825,035)	(\$1,918,303)	(\$1,513,420)	(\$1,978,740)	(\$1,978,740)	\$1,978,740	\$0
6	Regulatory Liability - Overrun Penalty	(\$65,397)	(\$66,119)	(\$98,816)	(\$50,861)	(\$68,080)	(\$68,080)	(\$72,056)	(\$72,508)	(\$72,508)	(\$72,756)	(\$77,666)	(\$124,603)	(\$124,603)	\$124,603	\$0
7	Regulatory Liability - Cashout Penalty	\$0	\$0	\$0	\$0	\$0	\$0	(\$1,858)	(\$1,858)	(\$4,075)	(\$5,743)	(\$5,743)	(\$3,526)	(\$3,526)	\$3,526	\$0
8	Regulatory Liability - Tax Rate Changes	(\$9,086,545)	(\$9,038,821)	(\$8,991,097)	(\$8,943,373)	(\$8,895,649)	(\$8,847,925)	(\$8,800,201)	(\$8,752,477)	(\$8,704,753)	(\$8,657,029)	(\$8,609,305)	(\$8,561,581)	(\$8,561,581)	\$0	(\$8,561,581)
9	Total FERC Account No. 254	(\$10,122,703)	(\$10,335,868)	(\$9,747,274)	(\$9,673,348)	(\$9,585,475)	(\$9,780,480)	(\$9,992,844)	(\$10,302,454)	(\$10,606,370)	(\$10,653,832)	(\$10,206,135)	(\$10,668,450)	(\$10,668,450)	\$2,106,869	(\$8,561,581)
10	Total Regulatory Assets and Liabilities	(\$7,005,382)	(\$7,293,542)	(\$6,773,776)	(\$6,765,843)	(\$6,745,200)	(\$7,005,121)	(\$6,145,037)	(\$6,515,347)	(\$6,919,208)	(\$7,078,721)	(\$6,701,702)	(\$7,275,436)	(\$7,275,436)	(\$535,028)	(\$7,810,464)

Wyoming Interstate Company, L.L.C.
 Cost and Revenue Study
 Pursuant to S&A in Docket No. RP22-823-000
 Cost of Plant
 For the Twelve Months Ending December 31, 2025

Docket No. RP22-823-00_
 Statement C
 Page 1 of 1

Line No.	FERC Account No.	Particulars	12/31/2024	Additions	Reductions	Other Changes	Balance @ 12/31/2025	Adjustments	Eliminations	Total Plant As Adjusted
	(a)	(b)	(c)	(d)	(e)	(f)	(g)	(h)	(i)	(j)
1	101/101.1	Gas Plant in Service	\$926,677,164	\$38,833,025	(\$19,157,503)	(\$456,708)	\$945,895,978	\$0	(\$106,503)	\$945,789,475
2	107	Construction Work in Progress	\$16,800,630	\$24,402,488	(\$38,680,533)		\$2,522,586	(\$2,522,586)	\$0	\$0
3		Total Cost of Plant	\$943,477,794	\$63,235,513	(\$57,838,036)	(\$456,708)	\$948,418,564	(\$2,522,586)	(\$106,503)	\$945,789,475

Mainline and Incremental Systems Details As Adjusted:

			Incremental				Total Plant As Adjusted
			Mainline	Kanda	Piceance	Medicine Bow	
4	101	Gas Plant in Service	\$323,962,497	\$167,317,191	\$187,550,017	\$266,959,771	\$945,789,475
5		Total Cost of Plant	\$323,962,497	\$167,317,191	\$187,550,017	\$266,959,771	\$945,789,475

Line No.	FERC Account No.	Description	Balance Per		Total As Adjusted	Incremental			
			Books 12/31/2025	Adjustments		Mainline	Kanda	Piceance	Medicine Bow
(a)	(b)	(c)	(d)	(e)	(f)	(g)	(h)	(i)	
101 Gas Plant in Service									
Intangible Plant									
1	302.0	Organization	\$610,887		\$610,887	\$610,887	\$0	\$0	\$0
2	303.0	Miscellaneous intangible plant	\$348,538		\$348,538	\$348,538	\$0	\$0	\$0
3		Total Intangible Plant	\$959,425	\$0	\$959,425	\$959,425	\$0	\$0	\$0
Transmission Plant									
4	365.1	Land and land rights	\$7,244,577		\$7,244,577	\$7,974	\$353,201	\$0	\$6,883,402
5	365.2	Rights-of-way	\$3,681,322		\$3,681,322	\$1,898,914	\$0	\$0	\$1,782,408
6	366.1	Compressor station structures	\$10,753,072		\$10,753,072	\$9,681,385	\$0	\$105,271	\$966,416
7	366.2	Measuring and regulating station structures	\$240,369		\$240,369	\$237,060	\$0	\$0	\$3,309
8	366.3	Other structures	\$1,663,055		\$1,663,055	\$845,254	\$0	\$593,985	\$223,816
9	367.0	Mains	\$642,076,273		\$642,076,273	\$174,201,156	\$158,285,372	\$127,080,664	\$182,509,081
10	368.0	Compressor station equipment	\$239,749,911		\$239,749,911	\$123,522,966	\$0	\$55,766,841	\$60,460,104
11	369.0	Measuring and regulating station equipment	\$36,908,180		\$36,908,180	\$11,299,857	\$8,356,044	\$3,659,388	\$13,592,891
12	370.0	Communication equipment	\$1,483,681		\$1,483,681	\$278,896	\$322,573	\$343,868	\$538,343
13	371.0	Other equipment	\$115,552		\$115,552	\$115,552	\$0	\$0	\$0
14		Total Transmission Plant	\$943,915,991	\$0	\$943,915,991	\$322,089,013	\$167,317,191	\$187,550,017	\$266,959,771
General Plant									
15	391.0	Office furniture and equipment	\$128		\$128	\$128	\$0	\$0	\$0
16	392.0	Transportation equipment	\$519,609		\$519,609	\$519,609	\$0	\$0	\$0
17	394.0	Tools, shop and garage equipment	\$367,280		\$367,280	\$367,280	\$0	\$0	\$0
18	396.0	Power operating equipment	\$5,795		\$5,795	\$5,795	\$0	\$0	\$0
19	397.0	Communication equipment	\$18,952		\$18,952	\$18,952	\$0	\$0	\$0
20	398.0	Miscellaneous Equipment	\$2,295		\$2,295	\$2,295	\$0	\$0	\$0
21		Total General Plant	\$914,059	\$0	\$914,059	\$914,059	\$0	\$0	\$0
22		Total Gas Plant In Service	\$945,789,475	\$0	\$945,789,475	\$323,962,497	\$167,317,191	\$187,550,017	\$266,959,771
101.1 Property Under Capital Leases									
Transmission Plant									
23	366.1	Compressor station structures	\$1,093	(\$1,093)	\$0				
24	366.3	Other structures	\$23,278	(\$23,278)	\$0				
25	368.0	Compressor station equipment	\$79,347	(\$79,347)	\$0				
26	370.0	Communication equipment	\$1,868	(\$1,868)	\$0				
27		Total Transmission Plant	\$105,585	(\$105,585)	\$0	\$0	\$0	\$0	\$0
General Plant									
28	394.0	Tools, shop and garage equipment	\$865	(\$865)	\$0				
29	398.0	Miscellaneous Equipment	\$53	(\$53)	\$0				
30		Total General Plant	\$918	(\$918)	\$0	\$0	\$0	\$0	\$0
31		Total Property Under Capital Leases	\$106,503	(\$106,503)	\$0	\$0	\$0	\$0	\$0
107 Construction Work in Progress									
32		Transmission Plant	\$2,522,586	(\$2,522,586)	\$0				
33		Total Construction Work in Progress	\$2,522,586	(\$2,522,586)	\$0	\$0	\$0	\$0	\$0
34		Total Cost of Gas Plant	\$948,418,564	(\$2,629,089)	\$945,789,475	\$323,962,497	\$167,317,191	\$187,550,017	\$266,959,771

Wyoming Interstate Company, L.L.C.

Cost and Revenue Study

Pursuant to S&A in Docket No. RP22-823-000

FERC Account No. 106 - Completed Construction Not Classified / 1

FERC Account No. 107 - Construction Work in Progress

For the Twelve Months Ending December 31, 2025

Docket No. RP22-823-00_

Schedule C-2

Page 1 of 1

Line No.	Work Order No.	Particulars	Docket No.	FERC Account No. 107 Ending Balance
	(a)	(b)	(c)	(d)
1	233417	Cheyenne to Questar Overthrust		\$914,506
2	238416	Cheyenne to Laramie MAOP Project		\$1,046,753
3	238515	Wamsutter Unit 1 - Turbine Exchange		\$411
4	239420	Piceance Creek CS - UPS Battery System		(\$90)
5	240501	Snake River CS Generator C-2 Battery Pack		(\$118)
6	241351	Flexim check meter repair Rawlins		(\$142)
7	241800	Piceance CS - Unit 7201 Solar Compressor Seal Replacement		\$561,266
8		Total FERC Account No. 107 Balance		<u><u>\$2,522,586</u></u>

Note:

/ 1 There were no balances in Account 106 "Completed Construction Not Classified – Gas" for the subject period.

**Wyoming Interstate Company, L.L.C.
Cost and Revenue Study
Pursuant to S&A in Docket No. RP22-823-000
Details of Storage Projects Owned or Under Contract
For the Twelve Months Ending December 31, 2025**

Docket No. RP22-823-00_
Schedule C-3
Page 1 of 1

This schedule is not applicable to Wyoming Interstate Company, L.L.C. at this time.

Wyoming Interstate Company, L.L.C.
Cost and Revenue Study
Pursuant to S&A in Docket No. RP22-823-000
Changes in AFUDC Capitalization Methods and Procedures
For the Twelve Months Ending December 31, 2025

Docket No. RP22-823-00_
Schedule C-4
Page 1 of 1

No change in procedures has occurred since the last filed FERC Form 2 (2025).

No significant change in amount has occurred since the end of the year reported in the last FERC Form 2 (2025).

Wyoming Interstate Company, L.L.C.
 Cost and Revenue Study
 Pursuant to S&A in Docket No. RP22-823-000
 Accumulated Provision for Depreciation and Amortization
 For the Twelve Months Ending December 31, 2025

Docket No. RP22-823-00_
 Statement D
 Page 1 of 1

Line No.	Description	Balance Per	Adj. Period Provision			Total	Incremental			
		Books 12/31/2025	Adjustments	Additions	Reductions	As Adjusted	Mainline	Kanda	Piceance	Medicine Bow
	(a)	(b)	(c)	(d)	(e)	(f)	(g)	(h)	(i)	(j)
<u>FERC Account No. 108 - Accum Prov for Depr</u>										
1	Transmission Plant	\$655,109,064				\$655,109,064	\$267,839,571	\$167,317,191	\$86,560,022	\$133,392,280
2	General Plant	\$286,259				\$286,259	\$286,259	\$0	\$0	\$0
3	Total Accumulated Provision for Depreciation	\$655,395,323	\$0	\$0	\$0	\$655,395,323	\$268,125,830	\$167,317,191	\$86,560,022	\$133,392,280
<u>FERC Account No. 111 - Accum Prov for Amort</u>										
4	Intangible Plant	\$821,257				\$821,257	\$821,257	\$0	\$0	\$0
5	Total FERC Account No. 111	\$821,257	\$0	\$0	\$0	\$821,257	\$821,257	\$0	\$0	\$0
6	Total Accum Prov for Depr, Amort and Neg Salvage	\$656,216,580	\$0	\$0	\$0	\$656,216,580	\$268,947,086	\$167,317,191	\$86,560,022	\$133,392,280

Wyoming Interstate Company, L.L.C.
Cost and Revenue Study
Pursuant to S&A in Docket No. RP22-823-000
Depreciation Reserve Book Balances Applicable to Rates Not Yet Approved
For the Twelve Months Ending December 31, 2025

Docket No. RP22-823-00_
Schedule D-1
Page 1 of 1

This schedule is not applicable to Wyoming Interstate Company, L.L.C. at this time.

Wyoming Interstate Company, L.L.C.

Cost and Revenue Study

Pursuant to S&A in Docket No. RP22-823-000

Docket No. RP22-823-00_

Net Additions to Base Period Accumulated Provision for Depreciation and Amortization

Schedule D-1.1

For the Twelve Months Ending December 31, 2025

Page 1 of 3

Line No.	Description	FERC	In-service Date	Per Book Plant			Balance As Adjusted
		Account No.		Balance at 12/31/2025	Additions	Reductions	
	(a)	(b)	(c)	(d)	(e)	(f)	(g)
<u>Plant Subject to Depreciation (FERC Account No. 108)</u>							
<u>Transmission Plant - Compressor Facilities</u>							
1	Compressor station structures	366.1	In-service	\$9,681,385			
2	Compressor station equipment	368.0	In-service	\$123,522,966			
3	Total Transmission Plant - Compressor Facilities			\$133,204,351	\$0	\$0	\$133,204,351
<u>Transmission Plant - Mainline Facilities</u>							
4	Land rights	365.1	In-service	\$7,974			
5	Rights-of-way	365.2	In-service	\$1,898,914			
6	Measuring and regulating station structures	366.2	In-service	\$237,060			
7	Other structures	366.3	In-service	\$845,254			
8	Mains	367.0	In-service	\$174,201,156			
9	Measuring and regulating station equipment	369.0	In-service	\$11,299,857			
10	Communication equipment	370.0	In-service	\$278,896			
11	Other equipment	371.0	In-service	\$115,552			
12	Total Transmission Plant - Mainline Facilities			\$188,884,663	\$0	\$0	\$188,884,663
<u>Kanda Incremental Lateral Plant</u>							
13	Land and land rights	365.1	In-service	\$353,201			
14	Mains	367.0	In-service	\$158,285,372			
15	Measuring and regulating station equipment	369.0	In-service	\$8,356,044			
16	Communication equipment	370.0	In-service	\$322,573			
17	Total Kanda Incremental Lateral Plant			\$167,317,191	\$0	\$0	\$167,317,191

Wyoming Interstate Company, L.L.C.

Cost and Revenue Study

Pursuant to S&A in Docket No. RP22-823-000

Docket No. RP22-823-00_

Net Additions to Base Period Accumulated Provision for Depreciation and Amortization

Schedule D-1.1

For the Twelve Months Ending December 31, 2025

Page 2 of 3

Line No.	Description	FERC	In-service Date	Per Book Plant			Balance As Adjusted
		Account No.		Balance at 12/31/2025	Additions	Reductions	
	(a)	(b)	(c)	(d)	(e)	(f)	(g)
<u>Piceance Incremental Lateral Plant - Mainline</u>							
18	Other structures	366.3	In-service	\$593,985			
19	Mains	367.0	In-service	\$127,080,664			
20	Measuring and regulating station equipment	369.0	In-service	\$3,659,388			
21	Communication equipment	370.0	In-service	\$343,868			
22	Total Piceance Incremental Lateral Plant - Mainline			\$131,677,905	\$0	\$0	\$131,677,905
<u>Piceance Incremental Lateral Plant - Compression</u>							
23	Compressor station structures	366.1	In-service	\$105,271			\$105,271
24	Compressor station equipment	368.0	In-service	\$55,766,841			\$55,766,841
25	Total Piceance Incremental Lateral Plant - Compression			\$55,872,112	\$0	\$0	\$55,872,112
<u>Medicine Bow Incremental Lateral Plant - Mainline</u>							
26	Land rights /1	365.1	In-service	\$6,753,524			
27	Rights-of-way	365.2	In-service	\$1,782,408			
28	Measuring and regulating station structures	366.2	In-service	\$3,309			
29	Other structures	366.3	In-service	\$223,816			
30	Mains	367.0	In-service	\$182,509,081			
31	Measuring and regulating station equipment	369.0	In-service	\$13,592,891			
32	Communication equipment	370.0	In-service	\$538,343			
33	Total Medicine Bow Incremental Lateral Plant - Mainline			\$205,403,373	\$0	\$0	\$205,403,373
<u>Medicine Bow Incremental Lateral Plant - Compression</u>							
34	Compressor station structures	366.1	In-service	\$966,416			
35	Compressor station equipment	368.0	In-service	\$60,460,104			
36	Total Medicine Bow Incremental Lateral Plant - Compression			\$61,426,520	\$0	\$0	\$61,426,520
37	Total Incremental Transmission Plant			\$621,697,100	\$0	\$0	\$621,697,100
38	Total Transmission Plant			\$943,786,114	\$0	\$0	\$943,786,114

Wyoming Interstate Company, L.L.C.

Cost and Revenue Study

Pursuant to S&A in Docket No. RP22-823-000

Docket No. RP22-823-00_

Net Additions to Base Period Accumulated Provision for Depreciation and Amortization

Schedule D-1.1

For the Twelve Months Ending December 31, 2025

Page 3 of 3

Line No.	Description	FERC Account No.	In-service Date	Per Book Plant			Balance As Adjusted
				Balance at 12/31/2025	Additions	Reductions	
	(a)	(b)	(c)	(d)	(e)	(f)	(g)
<u>General Plant</u>							
39	Office furniture and equipment	391.0	In-service	\$128			\$128
40	Transportation equipment	392.0	In-service	\$519,609			\$519,609
41	Tools, shop and garage equipment	394.0	In-service	\$367,280			\$367,280
42	Power operating equipment	396.0	In-service	\$5,795			\$5,795
43	Communication equipment	397.0	In-service	\$18,952			\$18,952
44	Miscellaneous Equipment	398.0	In-service	\$2,295			\$2,295
45	Total General Plant			\$914,059	\$0	\$0	\$914,059
46	Total Depreciable Plant			\$944,700,173	\$0	\$0	\$944,700,173
<u>Plant Subject To Amortization:</u>							
<u>Intangible Plant</u>							
47	Organization	302.0	In-service	\$610,887			\$610,887
48	Miscellaneous intangible plant	303.0	In-service	\$348,538			\$348,538
49	Total Intangible Plant			\$959,425	\$0	\$0	\$959,425
50	Total Plant Subject To Depreciation,						
51	Depletion and Amortization			\$945,659,597	\$0	\$0	\$945,659,597
52		Description	Plant AC No.	Amount			
		Land Rights	365.1	\$129,878			
53	Total Gas Plant in Service			\$945,789,475			

/1 Non-depreciable plant. See below for FERC Acct No. and amount.

No change in procedures has occurred since the last filed FERC Form 2 (2025).

Wyoming Interstate Company, L.L.C.
 Cost and Revenue Study
 Pursuant to S&A in Docket No. RP22-823-000
 Working Capital
 For the Twelve Months Ending December 31, 2025

Docket No. RP22-823-00_
 Statement E
 Page 1 of 1

Line No.	Description	Schedule Reference	Total	Mainline	Incremental		
					Kanda	Piceance	Medicine Bow
	(a)	(b)	(c)	(d)	(e)	(f)	(g)
1	Materials and Supplies	E-2 / I-1(d)	\$5,339,362	\$5,339,362	\$0	\$0	\$0
2	Prepayments	E-2 / I-1(d)	\$63,846	\$63,846	\$0	\$0	\$0
3	Total		\$5,403,208	\$5,403,208	\$0	\$0	\$0

Wyoming Interstate Company, L.L.C.
Cost and Revenue Study
Pursuant to S&A in Docket No. RP22-823-000
Cash Working Capital
For the Twelve Months Ending December 31, 2025

Docket No. RP22-823-00_
Schedule E-1
Page 1 of 1

This schedule is not applicable to Wyoming Interstate Company, L.L.C. at this time.

Wyoming Interstate Company, L.L.C.

Cost and Revenue Study

Pursuant to S&A in Docket No. RP22-823-000

Docket No. RP22-823-00_

Monthly Balances For Materials, Supplies, and Prepayments

Schedule E-2

For the Twelve Months Ending December 31, 2025

Page 1 of 1

Line No.	Month	FERC Acct No. 154 Materials and Supplies	FERC Acct No. 165 Prepayments	Total
	(a)	(b)	(c)	(d)
1	December-24	\$5,248,902	\$0	\$5,248,902
2	January-25	\$5,252,572	\$0	\$5,252,572
3	February-25	\$5,252,572	\$0	\$5,252,572
4	March-25	\$5,251,469	\$0	\$5,251,469
5	April-25	\$5,284,026	\$0	\$5,284,026
6	May-25	\$5,316,806	\$207,500	\$5,524,305
7	June-25	\$5,316,806	\$177,857	\$5,494,663
8	July-25	\$5,298,537	\$148,214	\$5,446,751
9	August-25	\$5,402,838	\$118,571	\$5,521,409
10	September-25	\$5,431,809	\$88,928	\$5,520,738
11	October-25	\$5,437,500	\$59,286	\$5,496,786
12	November-25	\$5,458,934	\$29,643	\$5,488,577
13	December-25	\$5,458,934	\$0	\$5,458,934
14	13 Month Average Balance	\$5,339,362	\$63,846	\$5,403,208
15	Adjustments	\$0	\$0	\$0
16	Test Period Average Balance	\$5,339,362	\$63,846	\$5,403,208

Wyoming Interstate Company, L.L.C.
Cost and Revenue Study
Pursuant to S&A in Docket No. RP22-823-000
Accounts 117.3/164.1/164.2/164.3 Details
For the Twelve Months Ending December 31, 2025

Docket No. RP22-823-00_
Schedule E-3
Page 1 of 1

This schedule is not applicable to Wyoming Interstate Company, L.L.C. at this time.

Wyoming Interstate Company, L.L.C.
Cost and Revenue Study
Pursuant to S&A in Docket No. RP22-823-000
Rate of Return Claimed
For the Twelve Months Ending December 31, 2025

Docket No. RP22-823-00_
Statement F-1
Page 1 of 1

As depicted on Statement F-2, the overall rate of return reflects Wyoming Interstate Company, L.L.C.'s (WIC) capitalization of 100% equity as of December 31, 2025 and a return on equity of 14.5% (which is within the range of recent FERC Section 4 Rate Case filings). This capital structure and rate of return on equity is for illustrative rate-making purposes only and does not necessarily reflect any position advocated by WIC. WIC reserves the right to propose and/or support a different capital structure and return on equity in this or any other proceeding. Statement F-3 indicates that WIC has no long-term debt. Statement F-4 indicates that WIC has no preferred stock.

Wyoming Interstate Company, L.L.C.
 Cost and Revenue Study
 Pursuant to S&A in Docket No. RP22-823-000
 Rate of Return and Cost of Capital
 For the Twelve Months Ending December 31, 2025

Docket No. RP22-823-00_
 Statement F-2
 Page 1 of 1

Line No.	Actual Capital Categories (a)	Base Period		As Adjusted Capitalization (d)	Percent of Total Capital (%) (e)	Cost of Capital (%) (f)	Weighted Cost of Capital (g)
		Capitalization at December 31, 2025 (b)	Adjustments (c)				
1	Long Term Debt	\$0	\$0	\$0	0.0%	0.00%	0.00%
2	Equity	\$303,811,816	\$0	\$303,811,816	100.0%	14.50%	14.50%
3	Total Capital	\$303,811,816	\$0	\$303,811,816	100.0%		
4	Total After Tax Rate of Return						14.50%

Wyoming Interstate Company, L.L.C. has no long-term debt for ratemaking purposes -- see Statement F-2.

Wyoming Interstate Company, L.L.C.
Cost and Revenue Study
Pursuant to S&A in Docket No. RP22-823-000
Preferred Stock Capital
For the Twelve Months Ending December 31, 2025

Docket No. RP22-823-00_
Statement F-4
Page 1 of 1

Wyoming Interstate Company, L.L.C. has no preferred stock at this time.

Line No.	Particulars	FERC Acct No.	Base Period					
			Reservation		Usage		Other	
			Quantities (Dth)	Revenues (\$Dollars)	Quantities (Dth)	Revenues (\$Dollars)	Quantities (Dth)	Revenues (\$Dollars)
(a)	(b)	(c)	(d)	(e)	(f)	(g)	(h)	
Mainline Transportation								
1	Rate Schedule FT-Long Term	489	26,738,376	\$27,569,619	582,945,323	\$1,218,714	311,487,534	\$363,267
2	Rate Schedule FT-Short Term	489	579,404	\$927,510	60,579,381	\$97,655	49,687,476	\$15,746
3	Rate Schedule IT/PAL/Reservation Credits	489	0	\$0	67,170,633	\$883,352	17,427,128	\$138,183
4	Total		27,317,780	\$28,497,129	710,695,337	\$2,199,721	378,602,138	\$517,196
Incremental Systems Transportation								
Kanda Lateral Transportation								
5	Rate Schedule FT-Long Term	489	240,000	\$1,056,960	6,647,045	\$665	715,321	\$12,465
6	Rate Schedule IT/PAL	489	0	\$0	2,961,015	\$429,051	0	\$0
7	Total		240,000	1,056,960	9,608,060	429,716	715,321	12,465
Medicine Bow Transportation								
8	Rate Schedule FT-Long Term	489	6,086,040	\$15,330,436	140,207,071	\$0	91,868,786	\$2,187,860
9	Rate Schedule FT-Short Term	489	284,677	\$778,449	23,317,567	\$0	17,250,066	\$382,552
10	Rate Schedule IT/PAL	489	0	\$0	51,817,357	\$4,658,381	17,427,128	\$440,887
11	Total		6,370,717	\$16,108,886	215,341,995	\$4,658,381	126,545,980	\$3,011,299
Piceance Transportation								
12	Rate Schedule FT-Long Term	489	4,858,407	\$13,476,623	82,666,458	\$33,067	53,949,741	\$82,608
13	Rate Schedule FT-Short Term	489	16,316	\$70,014	617,125	\$247	551,088	\$69,661
14	Rate Schedule IT/PAL	489	0	\$0	5,603,093	\$792,838	0	\$0
15	Total		4,874,723	\$13,546,637	88,886,676	\$826,151	54,500,829	\$152,269
Firm Daily Balancing Service								
16	Rate Schedule FDBS	489	720,000	\$2,147,201	0	\$0	0	\$0
Transportation on Other Pipelines								
Third Party Pipeline Transportation-OT								
17	Rate Schedule FT-Long Term	489	1,627,200	\$2,487,300	23,021,957	\$27,626	8,100,699	\$12,861
18	Rate Schedule FT-Short Term	489	0	\$0	200	\$0	200	\$10
19	Rate Schedule IT/PAL	489	0	\$0	16,367	\$838	0	\$0
20	Total		1,627,200	\$2,487,300	23,038,524	\$28,465	8,100,899	\$12,871
Third Party Pipeline Transportation-Bakken 1								
21	Rate Schedule FT-Long Term	489	1,104,000	\$6,715,963	5	\$0	5	\$1
22	Total		1,104,000	\$6,715,963	5	\$0	5	\$1
23	Total Revenue by Component			\$70,560,075		\$8,142,434		\$3,706,101
24	Total Revenue [Line 23] [Column d + Column f + Column h]							\$82,408,610

Note: WIC treated Interruptible, Short-Term Firm, and Other Charges as credits to the Cost of Service.

PAL transactions do not have lateral designations. However, most transactions are made at Cheyenne and utilize Medicine Bow Lateral and the Mainline. Therefore, PAL amounts were allocated 50/50 between the Mainline and Medicine Bow Laterals. See Lines 3 and 10 column (h) for the allocation

Schedule G-1 Table of Contents

Glossary

Schedule G-1(a) = Reservation Summary

Schedule G-1(b) = Reservation Detail

Schedule G-1(c) = Usage Summary

Schedule G-1(d) = Usage Detail

Schedule G-1(e) = Other Charges Summary

Schedule G-1(f) = Authorized Overrun Detail

Schedule G-1(h) = Out-of-Path Detail

Schedule G-1(i) = Demand Charge Credits Detail

CR Workpaper = Capacity Release Workpaper

Schedule G-1 Notes

All revenues are Exclusive of GRI and ACA

Schedule G-1 List of Affiliates

COLORADO INTERSTATE GAS COMPANY, L.L.C.

Glossary of Abbreviations that are used in the G Schedules

LTF	Long Term Firm
STF	Short Term Firm
FDBS	Firm Daily Balancing Service

Disc	Discount Rate
Neg	Negotiated Rate
Max	Maximum Recourse Rate

Other Charges

AOR	Authorized Overrun
PAL	Park and Loan
OOP	Out-of-Path

DCC	Demand Charge Credits
-----	-----------------------

CR	Capacity Release Transaction
Resv	Reservation

Legacy Agmt No.	The Agreement Used in WIC's Previous Accounting System
-----------------	--

Wyoming Interstate Company, L.L.C.
 Study Pursuant to S and A in Docket No. RP22-823-000
 Summary of Resv Activity
 For the Twelve Months Ending December 31, 2025

Line No.	Mainline/Lateral	Rate Sched	LTF-STF	Month/Year	Billed Dth	Amounts
	(a)	(b)	(c)	(d)	(e)	(f)
	Long-Term Firm					
1	Mainline	FT	LTF	Jan-25	2,221,198	\$1,876,348
2		FT	LTF	Feb-25	2,221,198	\$1,876,348
3		FT	LTF	Mar-25	2,221,198	\$1,876,348
4		FT	LTF	Apr-25	2,163,198	\$1,960,178
5		FT	LTF	May-25	2,163,198	\$2,089,838
6		FT	LTF	Jun-25	2,163,198	\$2,089,838
7		FT	LTF	Jul-25	2,163,198	\$2,089,838
8		FT	LTF	Aug-25	2,163,198	\$2,089,838
9		FT	LTF	Sep-25	2,163,198	\$2,089,838
10		FT	LTF	Oct-25	2,343,198	\$3,087,104
11		FT	LTF	Nov-25	2,376,198	\$3,194,677
12		FT	LTF	Dec-25	2,376,198	\$3,249,424
13	Mainline LTF Total				26,738,376	\$27,569,619
14	Kanda	FT	LTF	Jan-25	20,000	\$88,080
15		FT	LTF	Feb-25	20,000	\$88,080
16		FT	LTF	Mar-25	20,000	\$88,080
17		FT	LTF	Apr-25	20,000	\$88,080
18		FT	LTF	May-25	20,000	\$88,080
19		FT	LTF	Jun-25	20,000	\$88,080
20		FT	LTF	Jul-25	20,000	\$88,080
21		FT	LTF	Aug-25	20,000	\$88,080
22		FT	LTF	Sep-25	20,000	\$88,080
23		FT	LTF	Oct-25	20,000	\$88,080
24		FT	LTF	Nov-25	20,000	\$88,080
25		FT	LTF	Dec-25	20,000	\$88,080
26	Kanda LTF Total				240,000	\$1,056,960

Wyoming Interstate Company, L.L.C.
Study Pursuant to S and A in Docket No. RP22-823-000
Summary of Resv Activity
For the Twelve Months Ending December 31, 2025

Line No.	Mainline/Lateral	Rate Sched	LTF-STF	Month/Year	Billed Dth	Amounts
	(a)	(b)	(c)	(d)	(e)	(f)
27	Medicine Bow	FT	LTF	Jan-25	440,645	\$1,095,624
28		FT	LTF	Feb-25	440,645	\$1,095,624
29		FT	LTF	Mar-25	440,489	\$1,095,197
30		FT	LTF	Apr-25	495,489	\$1,245,595
31		FT	LTF	May-25	495,489	\$1,245,595
32		FT	LTF	Jun-25	490,397	\$1,231,671
33		FT	LTF	Jul-25	540,397	\$1,368,396
34		FT	LTF	Aug-25	540,397	\$1,368,396
35		FT	LTF	Sep-25	540,507	\$1,368,696
36		FT	LTF	Oct-25	540,507	\$1,368,696
37		FT	LTF	Nov-25	560,507	\$1,423,386
38		FT	LTF	Dec-25	560,571	\$1,423,561
39	Medicine Bow LTF Total				6,086,040	\$15,330,436
40	Piceance	FT	LTF	Jan-25	425,469	\$1,195,904
41		FT	LTF	Feb-25	425,469	\$1,195,904
42		FT	LTF	Mar-25	425,469	\$1,195,904
43		FT	LTF	Apr-25	398,000	\$1,199,962
44		FT	LTF	May-25	398,000	\$1,199,962
45		FT	LTF	Jun-25	398,000	\$1,199,962
46		FT	LTF	Jul-25	398,000	\$1,199,962
47		FT	LTF	Aug-25	398,000	\$1,199,962
48		FT	LTF	Sep-25	398,000	\$1,199,962
49		FT	LTF	Oct-25	398,000	\$896,380
50		FT	LTF	Nov-25	398,000	\$896,380
51		FT	LTF	Dec-25	398,000	\$896,380
52	Piceance LTF Total				4,858,407	\$13,476,623

Wyoming Interstate Company, L.L.C.
 Study Pursuant to S and A in Docket No. RP22-823-000
 Summary of Resv Activity
 For the Twelve Months Ending December 31, 2025

Line No.	Mainline/Lateral	Rate Sched	LTF-STF	Month/Year	Billed Dth	Amounts
	(a)	(b)	(c)	(d)	(e)	(f)
53	Total WIC System LTF	FT	LTF	Jan-25	3,107,312	\$4,255,956
54		FT	LTF	Feb-25	3,107,312	\$4,255,956
55		FT	LTF	Mar-25	3,107,156	\$4,255,529
56		FT	LTF	Apr-25	3,076,687	\$4,493,815
57		FT	LTF	May-25	3,076,687	\$4,623,475
58		FT	LTF	Jun-25	3,071,595	\$4,609,550
59		FT	LTF	Jul-25	3,121,595	\$4,746,275
60		FT	LTF	Aug-25	3,121,595	\$4,746,275
61		FT	LTF	Sep-25	3,121,705	\$4,746,576
62		FT	LTF	Oct-25	3,301,705	\$5,440,260
63		FT	LTF	Nov-25	3,354,705	\$5,602,524
64		FT	LTF	Dec-25	3,354,769	\$5,657,446
65	WIC System LTF Total				37,922,823	\$57,433,638
	Firm Daily Balancing Service					
66	FDDBS	FDDBS	LTF	Jan-25	60,000	\$178,933
67		FDDBS	LTF	Feb-25	60,000	\$178,933
68		FDDBS	LTF	Mar-25	60,000	\$178,933
69		FDDBS	LTF	Apr-25	60,000	\$178,933
70		FDDBS	LTF	May-25	60,000	\$178,933
71		FDDBS	LTF	Jun-25	60,000	\$178,933
72		FDDBS	LTF	Jul-25	60,000	\$178,933
73		FDDBS	LTF	Aug-25	60,000	\$178,933
74		FDDBS	LTF	Sep-25	60,000	\$178,933
75		FDDBS	LTF	Oct-25	60,000	\$178,933
76		FDDBS	LTF	Nov-25	60,000	\$178,933
77		FDDBS	LTF	Dec-25	60,000	\$178,933
78	FDDBS Total				720,000	\$2,147,201

Wyoming Interstate Company, L.L.C.
 Study Pursuant to S and A in Docket No. RP22-823-000
 Summary of Resv Activity
 For the Twelve Months Ending December 31, 2025

Line No.	Mainline/Lateral	Rate Sched	LTF-STF	Month/Year	Billed Dth	Amounts
	(a)	(b)	(c)	(d)	(e)	(f)
Short-Term Firm						
79	Mainline	FT	STF	Jan-25	320,340	\$512,800
80		FT	STF	Feb-25	224,226	\$358,940
81		FT	STF	Mar-25	5,000	\$8,004
82		FT	STF	Nov-25	5,000	\$8,004
83		FT	STF	Dec-25	24,839	\$39,762
84	Mainline STF Total				579,404	\$927,510
85	Medicine Bow	FT	STF	Jan-25	34,677	\$94,824
86		FT	STF	Feb-25	125,000	\$341,813
87		FT	STF	Mar-25	125,000	\$341,813
88	Medicine Bow STF Total				284,677	\$778,449
89	Piceance	FT	STF	Jan-25	16,316	\$70,014
90	Piceance STF Total				16,316	\$70,014
91	WIC System STF	FT	STF	Jan-25	371,334	\$677,639
92		FT	STF	Feb-25	349,226	\$700,752
93		FT	STF	Mar-25	130,000	\$349,817
94		FT	STF	Nov-25	5,000	\$8,004
95		FT	STF	Dec-25	24,839	\$39,762
96	WIC System STF Total				880,398	\$1,775,973

Wyoming Interstate Company, L.L.C.
 Study Pursuant to S and A in Docket No. RP22-823-000
 Summary of Resv Activity
 For the Twelve Months Ending December 31, 2025

Line No.	Mainline/Lateral	Rate Sched	LTF-STF	Month/Year	Billed Dth	Amounts
	(a)	(b)	(c)	(d)	(e)	(f)
Transportation by Others - Long-Term Firm						
97	Overthrust	FT	LTF	Jan-25	135,600	\$207,275
98		FT	LTF	Feb-25	135,600	\$207,275
99		FT	LTF	Mar-25	135,600	\$207,275
100		FT	LTF	Apr-25	135,600	\$207,275
101		FT	LTF	May-25	135,600	\$207,275
102		FT	LTF	Jun-25	135,600	\$207,275
103		FT	LTF	Jul-25	135,600	\$207,275
104		FT	LTF	Aug-25	135,600	\$207,275
105		FT	LTF	Sep-25	135,600	\$207,275
106		FT	LTF	Oct-25	135,600	\$207,275
107		FT	LTF	Nov-25	135,600	\$207,275
108		FT	LTF	Dec-25	135,600	\$207,275
109	Transportation by Others-OT Total				1,627,200	\$2,487,300
110	Bakken 1	FT	LTF	Jan-25	92,000	\$559,664
111		FT	LTF	Feb-25	92,000	\$559,664
112		FT	LTF	Mar-25	92,000	\$559,664
113		FT	LTF	Apr-25	92,000	\$559,664
114		FT	LTF	May-25	92,000	\$559,664
115		FT	LTF	Jun-25	92,000	\$559,664
116		FT	LTF	Jul-25	92,000	\$559,664
117		FT	LTF	Aug-25	92,000	\$559,664
118		FT	LTF	Sep-25	92,000	\$559,664
119		FT	LTF	Oct-25	92,000	\$559,664
120		FT	LTF	Nov-25	92,000	\$559,664
121		FT	LTF	Dec-25	92,000	\$559,664
122	Transportation by Others-Bakken 1 Total				1,104,000	\$6,715,963

Wyoming Interstate Company, L.L.C.
 Study Pursuant to S and A in Docket No. RP22-823-000
 Summary of Resv Activity
 For the Twelve Months Ending December 31, 2025

Line No.	Mainline/Lateral	Rate Sched	LTF-STF	Month/Year	Billed Dth	Amounts
	(a)	(b)	(c)	(d)	(e)	(f)
123	Transportation by Others LTF Total	FT	LTF	Jan-25	227,600	\$766,939
124		FT	LTF	Feb-25	227,600	\$766,939
125		FT	LTF	Mar-25	227,600	\$766,939
126		FT	LTF	Apr-25	227,600	\$766,939
127		FT	LTF	May-25	227,600	\$766,939
128		FT	LTF	Jun-25	227,600	\$766,939
129		FT	LTF	Jul-25	227,600	\$766,939
130		FT	LTF	Aug-25	227,600	\$766,939
131		FT	LTF	Sep-25	227,600	\$766,939
132		FT	LTF	Oct-25	227,600	\$766,939
133		FT	LTF	Nov-25	227,600	\$766,939
134		FT	LTF	Dec-25	227,600	\$766,939
135	Transportation by Others LTF Total				2,731,200	\$9,203,263
136	GRAND TOTAL				42,254,421	\$70,560,075

Line No.	LTF-STF	Mainline/Lateral	Rate Sched	Company Name	Agmt No.	Legacy Agmt No.	Rate Type	Rate Type Treatment	Neg/Disc Contract Rate	Month/Year	Billed Dth	Amounts		
(a)	(b)	(c)	(d)	(e)	(f)	(g)	(h)	(i)	(j)	(l)	(m)	(n)		
1	LTF	Mainline	FT	J. ARON & COMPANY LLC	200717	41148000	Max	Max		Jan-25	14,740	\$23,596		
2	LTF	Mainline	FT	J. ARON & COMPANY LLC	200717	41148000	Max	Max		Feb-25	14,740	\$23,596		
3	LTF	Mainline	FT	J. ARON & COMPANY LLC	200717	41148000	Max	Max		Mar-25	14,740	\$23,596		
4	LTF	Mainline	FT	J. ARON & COMPANY LLC	200717	41148000	Max	Max		Apr-25	14,740	\$23,596		
5	LTF	Mainline	FT	J. ARON & COMPANY LLC	200717	41148000	Max	Max		May-25	14,740	\$23,596		
6	LTF	Mainline	FT	J. ARON & COMPANY LLC	200717	41148000	Max	Max		Jun-25	14,740	\$23,596		
7	LTF	Mainline	FT	J. ARON & COMPANY LLC	200717	41148000	Max	Max		Jul-25	14,740	\$23,596		
8	LTF	Mainline	FT	J. ARON & COMPANY LLC	200717	41148000	Max	Max		Aug-25	14,740	\$23,596		
9	LTF	Mainline	FT	J. ARON & COMPANY LLC	200717	41148000	Max	Max		Sep-25	14,740	\$23,596		
10	LTF	Mainline	FT	J. ARON & COMPANY LLC	200717	41148000	Max	Max		Oct-25	14,740	\$23,596		
11	LTF	Mainline	FT	J. ARON & COMPANY LLC	200717	41148000	Max	Max		Nov-25	14,740	\$23,596		
12	LTF	Mainline	FT	J. ARON & COMPANY LLC	200717	41148000	Max	Max		Dec-25	14,740	\$23,596		
13	LTF	Mainline	FT	J. ARON & COMPANY LLC	200717 Total								176,880	\$283,149
14	LTF	Mainline	FT	DCP MIDSTREAM MARKETING, LLC	200789	41220000	Disc	Disc	\$0.3042	Jan-25	56,000	\$17,035		
15	LTF	Mainline	FT	DCP MIDSTREAM MARKETING, LLC	200789	41220000	Disc	Disc	\$0.3042	Feb-25	56,000	\$17,035		
16	LTF	Mainline	FT	DCP MIDSTREAM MARKETING, LLC	200789	41220000	Disc	Disc	\$0.3042	Mar-25	56,000	\$17,035		
17	LTF	Mainline	FT	DCP MIDSTREAM MARKETING, LLC	200789	41220000	Disc	Disc	\$0.3042	Apr-25	56,000	\$17,035		
18	LTF	Mainline	FT	DCP MIDSTREAM MARKETING, LLC	200789	41220000	Disc	Disc	\$0.3042	May-25	56,000	\$17,035		
19	LTF	Mainline	FT	DCP MIDSTREAM MARKETING, LLC	200789	41220000	Disc	Disc	\$0.3042	Jun-25	56,000	\$17,035		
20	LTF	Mainline	FT	DCP MIDSTREAM MARKETING, LLC	200789	41220000	Disc	Disc	\$0.3042	Jul-25	56,000	\$17,035		
21	LTF	Mainline	FT	DCP MIDSTREAM MARKETING, LLC	200789	41220000	Disc	Disc	\$0.3042	Aug-25	56,000	\$17,035		
22	LTF	Mainline	FT	DCP MIDSTREAM MARKETING, LLC	200789	41220000	Disc	Disc	\$0.3042	Sep-25	56,000	\$17,035		
23	LTF	Mainline	FT	DCP MIDSTREAM MARKETING, LLC	200789	41220000	Disc	Disc	\$0.3042	Oct-25	56,000	\$17,035		
24	LTF	Mainline	FT	DCP MIDSTREAM MARKETING, LLC	200789	41220000	Disc	Disc	\$0.3042	Nov-25	56,000	\$17,035		
25	LTF	Mainline	FT	DCP MIDSTREAM MARKETING, LLC	200789	41220000	Disc	Disc	\$0.3042	Dec-25	56,000	\$17,035		
26	LTF	Mainline	FT	DCP MIDSTREAM MARKETING, LLC	200789 Total								672,000	\$204,422
27	LTF	Mainline	FT	ANADARKO ENERGY SERVICES COMPANY	201932	41222000	Disc	Disc	\$0.3042	Jan-25	450,000	\$136,890		
28	LTF	Mainline	FT	ANADARKO ENERGY SERVICES COMPANY	201932	41222000	Disc	Disc	\$0.3042	Feb-25	450,000	\$136,890		
29	LTF	Mainline	FT	ANADARKO ENERGY SERVICES COMPANY	201932	41222000	Disc	Disc	\$0.3042	Mar-25	450,000	\$136,890		
30	LTF	Mainline	FT	ANADARKO ENERGY SERVICES COMPANY	201932	41222000	Disc	Disc	\$0.3042	Apr-25	450,000	\$136,890		
31	LTF	Mainline	FT	ANADARKO ENERGY SERVICES COMPANY	201932	41222000	Disc	Disc	\$0.3042	May-25	450,000	\$136,890		
32	LTF	Mainline	FT	ANADARKO ENERGY SERVICES COMPANY	201932	41222000	Disc	Disc	\$0.3042	Jun-25	450,000	\$136,890		
33	LTF	Mainline	FT	ANADARKO ENERGY SERVICES COMPANY	201932	41222000	Disc	Disc	\$0.3042	Jul-25	450,000	\$136,890		
34	LTF	Mainline	FT	ANADARKO ENERGY SERVICES COMPANY	201932	41222000	Disc	Disc	\$0.3042	Aug-25	450,000	\$136,890		
35	LTF	Mainline	FT	ANADARKO ENERGY SERVICES COMPANY	201932	41222000	Disc	Disc	\$0.3042	Sep-25	450,000	\$136,890		
36	LTF	Mainline	FT	ANADARKO ENERGY SERVICES COMPANY	201932	41222000	Disc	Disc	\$0.3042	Oct-25	450,000	\$136,890		
37	LTF	Mainline	FT	ANADARKO ENERGY SERVICES COMPANY	201932	41222000	Disc	Disc	\$0.3042	Nov-25	450,000	\$136,890		
38	LTF	Mainline	FT	ANADARKO ENERGY SERVICES COMPANY	201932	41222000	Disc	Disc	\$0.3042	Dec-25	450,000	\$136,890		
39	LTF	Mainline	FT	ANADARKO ENERGY SERVICES COMPANY	201932 Total								5,400,000	\$1,642,680
40	LTF	Mainline	FT	DCP MIDSTREAM MARKETING, LLC	210725	41272000	Disc	Disc	\$0.3042	Jan-25	150,000	\$45,630		
41	LTF	Mainline	FT	DCP MIDSTREAM MARKETING, LLC	210725	41272000	Disc	Disc	\$0.3042	Feb-25	150,000	\$45,630		
42	LTF	Mainline	FT	DCP MIDSTREAM MARKETING, LLC	210725	41272000	Disc	Disc	\$0.3042	Mar-25	150,000	\$45,630		
43	LTF	Mainline	FT	DCP MIDSTREAM MARKETING, LLC	210725	41272000	Disc	Disc	\$0.3042	Apr-25	100,000	\$30,420		
44	LTF	Mainline	FT	DCP MIDSTREAM MARKETING, LLC	210725	41272000	Max	Max		May-25	100,000	\$160,080		
45	LTF	Mainline	FT	DCP MIDSTREAM MARKETING, LLC	210725	41272000	Max	Max		Jun-25	100,000	\$160,080		
46	LTF	Mainline	FT	DCP MIDSTREAM MARKETING, LLC	210725	41272000	Max	Max		Jul-25	100,000	\$160,080		
47	LTF	Mainline	FT	DCP MIDSTREAM MARKETING, LLC	210725	41272000	Max	Max		Aug-25	100,000	\$160,080		
48	LTF	Mainline	FT	DCP MIDSTREAM MARKETING, LLC	210725	41272000	Max	Max		Sep-25	100,000	\$160,080		
49	LTF	Mainline	FT	DCP MIDSTREAM MARKETING, LLC	210725	41272000	Max	Max		Oct-25	100,000	\$160,080		
50	LTF	Mainline	FT	DCP MIDSTREAM MARKETING, LLC	210725	41272000	Max	Max		Nov-25	100,000	\$160,080		
51	LTF	Mainline	FT	DCP MIDSTREAM MARKETING, LLC	210725	41272000	Max	Max		Dec-25	100,000	\$160,080		
52	LTF	Mainline	FT	DCP MIDSTREAM MARKETING, LLC	210725 Total								1,350,000	\$1,447,950
53	LTF	Mainline	FT	COLORADO INTERSTATE GAS COMPANY, L.L.C. * 1/	213436	213436	Disc	Disc	\$1.2075	Jan-25	222,000	\$268,065		
54	LTF	Mainline	FT	COLORADO INTERSTATE GAS COMPANY, L.L.C. * 1/	213436	213436	Disc	Disc	\$1.2075	Feb-25	222,000	\$268,065		
55	LTF	Mainline	FT	COLORADO INTERSTATE GAS COMPANY, L.L.C. * 1/	213436	213436	Disc	Disc	\$1.2075	Mar-25	222,000	\$268,065		
56	LTF	Mainline	FT	COLORADO INTERSTATE GAS COMPANY, L.L.C. * 1/	213436	213436	Disc	Disc	\$1.2075	Apr-25	222,000	\$268,065		
57	LTF	Mainline	FT	COLORADO INTERSTATE GAS COMPANY, L.L.C. * 1/	213436	213436	Disc	Disc	\$1.2075	May-25	222,000	\$268,065		
58	LTF	Mainline	FT	COLORADO INTERSTATE GAS COMPANY, L.L.C. * 1/	213436	213436	Disc	Disc	\$1.2075	Jun-25	222,000	\$268,065		
59	LTF	Mainline	FT	COLORADO INTERSTATE GAS COMPANY, L.L.C. * 1/	213436	213436	Disc	Disc	\$1.2075	Jul-25	222,000	\$268,065		
60	LTF	Mainline	FT	COLORADO INTERSTATE GAS COMPANY, L.L.C. * 1/	213436	213436	Disc	Disc	\$1.2075	Aug-25	222,000	\$268,065		
61	LTF	Mainline	FT	COLORADO INTERSTATE GAS COMPANY, L.L.C. * 1/	213436	213436	Disc	Disc	\$1.2075	Sep-25	222,000	\$268,065		
62	LTF	Mainline	FT	COLORADO INTERSTATE GAS COMPANY, L.L.C. * 1/	213436	213436	Disc	Disc	\$1.2075	Oct-25	222,000	\$268,065		
63	LTF	Mainline	FT	COLORADO INTERSTATE GAS COMPANY, L.L.C. * 1/	213436	213436	Disc	Disc	\$1.2075	Nov-25	222,000	\$268,065		
64	LTF	Mainline	FT	COLORADO INTERSTATE GAS COMPANY, L.L.C. * 1/	213436	213436	Disc	Disc	\$1.2075	Dec-25	222,000	\$268,065		
65	LTF	Mainline	FT	COLORADO INTERSTATE GAS COMPANY, L.L.C. * 1/	213436 Total								2,664,000	\$3,216,780
66	LTF	Mainline	FT	DCP MIDSTREAM MARKETING, LLC	213516	213516	Disc	Disc	\$0.3042	Jan-25	180,000	\$54,756		
67	LTF	Mainline	FT	DCP MIDSTREAM MARKETING, LLC	213516	213516	Disc	Disc	\$0.3042	Feb-25	180,000	\$54,756		
68	LTF	Mainline	FT	DCP MIDSTREAM MARKETING, LLC	213516	213516	Disc	Disc	\$0.3042	Mar-25	180,000	\$54,756		
69	LTF	Mainline	FT	DCP MIDSTREAM MARKETING, LLC	213516	213516	Disc	Disc	\$0.3042	Apr-25	180,000	\$54,756		
70	LTF	Mainline	FT	DCP MIDSTREAM MARKETING, LLC	213516	213516	Disc	Disc	\$0.3042	May-25	180,000	\$54,756		
71	LTF	Mainline	FT	DCP MIDSTREAM MARKETING, LLC	213516	213516	Disc	Disc	\$0.3042	Jun-25	180,000	\$54,756		
72	LTF	Mainline	FT	DCP MIDSTREAM MARKETING, LLC	213516	213516	Disc	Disc	\$0.3042	Jul-25	180,000	\$54,756		
73	LTF	Mainline	FT	DCP MIDSTREAM MARKETING, LLC	213516	213516	Disc	Disc	\$0.3042	Aug-25	180,000	\$54,756		
74	LTF	Mainline	FT	DCP MIDSTREAM MARKETING, LLC	213516	213516	Disc	Disc	\$0.3042	Sep-25	180,000	\$54,756		
75	LTF	Mainline	FT	DCP MIDSTREAM MARKETING, LLC	213516	213516	Disc	Disc	\$0.3042	Oct-25	180,000	\$54,756		
76	LTF	Mainline	FT	DCP MIDSTREAM MARKETING, LLC	213516	213516	Disc	Disc	\$0.6084	Nov-25	180,000	\$109,503		
77	LTF	Mainline	FT	DCP MIDSTREAM MARKETING, LLC	213516	213516	Disc	Disc	\$0.9125	Dec-25	180,000	\$164,250		
78	LTF	Mainline	FT	DCP MIDSTREAM MARKETING, LLC	213516 Total								2,160,000	\$821,313

Line No.	LTF-STF	Mainline/Lateral	Rate Sched	Company Name	Agmt No.	Legacy Agmt No.	Rate Type	Rate Type Treatment	Neg/Disc Contract Rate	Month/Year	Billed Dth	Amounts
(a)	(b)	(c)	(d)	(e)	(f)	(g)	(h)	(j)	(i)	(m)	(n)	
79	LTF	Mainline	FT	CONCORD ENERGY LLC	214667	214667	Max	Max		Jan-25	14,800	\$23,692
80	LTF	Mainline	FT	CONCORD ENERGY LLC	214667	214667	Max	Max		Feb-25	14,800	\$23,692
81	LTF	Mainline	FT	CONCORD ENERGY LLC	214667	214667	Max	Max		Mar-25	14,800	\$23,692
82	LTF	Mainline	FT	CONCORD ENERGY LLC	214667	214667	Max	Max		Apr-25	14,800	\$23,692
83	LTF	Mainline	FT	CONCORD ENERGY LLC	214667	214667	Max	Max		May-25	14,800	\$23,692
84	LTF	Mainline	FT	CONCORD ENERGY LLC	214667	214667	Max	Max		Jun-25	14,800	\$23,692
85	LTF	Mainline	FT	CONCORD ENERGY LLC	214667	214667	Max	Max		Jul-25	14,800	\$23,692
86	LTF	Mainline	FT	CONCORD ENERGY LLC	214667	214667	Max	Max		Aug-25	14,800	\$23,692
87	LTF	Mainline	FT	CONCORD ENERGY LLC	214667	214667	Max	Max		Sep-25	14,800	\$23,692
88	LTF	Mainline	FT	CONCORD ENERGY LLC	214667	214667	Max	Max		Oct-25	14,800	\$23,692
89	LTF	Mainline	FT	CONCORD ENERGY LLC	214667	214667	Max	Max		Nov-25	14,800	\$23,692
90	LTF	Mainline	FT	CONCORD ENERGY LLC	214667	214667	Max	Max		Dec-25	14,800	\$23,692
91	LTF	Mainline	FT	CONCORD ENERGY LLC	214667 Total						177,600	\$284,302
92	LTF	Mainline	FT	NRG BUSINESS MARKETING LLC	215148	215148	Max	Max		Jan-25	12,500	\$20,010
93	LTF	Mainline	FT	NRG BUSINESS MARKETING LLC	215148	215148	Max	Max		Feb-25	12,500	\$20,010
94	LTF	Mainline	FT	NRG BUSINESS MARKETING LLC	215148	215148	Max	Max		Mar-25	12,500	\$20,010
95	LTF	Mainline	FT	NRG BUSINESS MARKETING LLC	215148	215148	Max	Max		Apr-25	12,500	\$20,010
96	LTF	Mainline	FT	NRG BUSINESS MARKETING LLC	215148	215148	Max	Max		May-25	12,500	\$20,010
97	LTF	Mainline	FT	NRG BUSINESS MARKETING LLC	215148	215148	Max	Max		Jun-25	12,500	\$20,010
98	LTF	Mainline	FT	NRG BUSINESS MARKETING LLC	215148	215148	Max	Max		Jul-25	12,500	\$20,010
99	LTF	Mainline	FT	NRG BUSINESS MARKETING LLC	215148	215148	Max	Max		Aug-25	12,500	\$20,010
100	LTF	Mainline	FT	NRG BUSINESS MARKETING LLC	215148	215148	Max	Max		Sep-25	12,500	\$20,010
101	LTF	Mainline	FT	NRG BUSINESS MARKETING LLC	215148	215148	Max	Max		Oct-25	12,500	\$20,010
102	LTF	Mainline	FT	NRG BUSINESS MARKETING LLC	215148	215148	Max	Max		Nov-25	12,500	\$20,010
103	LTF	Mainline	FT	NRG BUSINESS MARKETING LLC	215148	215148	Max	Max		Dec-25	12,500	\$20,010
104	LTF	Mainline	FT	NRG BUSINESS MARKETING LLC	215148 Total						150,000	\$240,120
105	LTF	Mainline	FT	CONCORD ENERGY LLC	215149	215149	Max	Max		Jan-25	12,500	\$20,010
106	LTF	Mainline	FT	CONCORD ENERGY LLC	215149	215149	Max	Max		Feb-25	12,500	\$20,010
107	LTF	Mainline	FT	CONCORD ENERGY LLC	215149	215149	Max	Max		Mar-25	12,500	\$20,010
108	LTF	Mainline	FT	CONCORD ENERGY LLC	215149	215149	Max	Max		Apr-25	12,500	\$20,010
109	LTF	Mainline	FT	CONCORD ENERGY LLC	215149	215149	Max	Max		May-25	12,500	\$20,010
110	LTF	Mainline	FT	CONCORD ENERGY LLC	215149	215149	Max	Max		Jun-25	12,500	\$20,010
111	LTF	Mainline	FT	CONCORD ENERGY LLC	215149	215149	Max	Max		Jul-25	12,500	\$20,010
112	LTF	Mainline	FT	CONCORD ENERGY LLC	215149	215149	Max	Max		Aug-25	12,500	\$20,010
113	LTF	Mainline	FT	CONCORD ENERGY LLC	215149	215149	Max	Max		Sep-25	12,500	\$20,010
114	LTF	Mainline	FT	CONCORD ENERGY LLC	215149	215149	Max	Max		Oct-25	12,500	\$20,010
115	LTF	Mainline	FT	CONCORD ENERGY LLC	215149	215149	Max	Max		Nov-25	12,500	\$20,010
116	LTF	Mainline	FT	CONCORD ENERGY LLC	215149	215149	Max	Max		Dec-25	12,500	\$20,010
117	LTF	Mainline	FT	CONCORD ENERGY LLC	215149 Total						150,000	\$240,120
118	LTF	Mainline	FT	CONOCOPHILLIPS COMPANY	215881	215881	Max	Max		Jan-25	30,000	\$48,024
119	LTF	Mainline	FT	CONOCOPHILLIPS COMPANY	215881	215881	Max	Max		Feb-25	30,000	\$48,024
120	LTF	Mainline	FT	CONOCOPHILLIPS COMPANY	215881	215881	Max	Max		Mar-25	30,000	\$48,024
121	LTF	Mainline	FT	CONOCOPHILLIPS COMPANY	215881	215881	Max	Max		Apr-25	30,000	\$48,024
122	LTF	Mainline	FT	CONOCOPHILLIPS COMPANY	215881	215881	Max	Max		May-25	30,000	\$48,024
123	LTF	Mainline	FT	CONOCOPHILLIPS COMPANY	215881	215881	Max	Max		Jun-25	30,000	\$48,024
124	LTF	Mainline	FT	CONOCOPHILLIPS COMPANY	215881	215881	Max	Max		Jul-25	30,000	\$48,024
125	LTF	Mainline	FT	CONOCOPHILLIPS COMPANY	215881	215881	Max	Max		Aug-25	30,000	\$48,024
126	LTF	Mainline	FT	CONOCOPHILLIPS COMPANY	215881	215881	Max	Max		Sep-25	30,000	\$48,024
127	LTF	Mainline	FT	CONOCOPHILLIPS COMPANY	215881	215881	Max	Max		Oct-25	30,000	\$48,024
128	LTF	Mainline	FT	CONOCOPHILLIPS COMPANY	215881	215881	Max	Max		Nov-25	30,000	\$48,024
129	LTF	Mainline	FT	CONOCOPHILLIPS COMPANY	215881	215881	Max	Max		Dec-25	30,000	\$48,024
130	LTF	Mainline	FT	CONOCOPHILLIPS COMPANY	215881 Total						360,000	\$576,288
131	LTF	Mainline	FT	CASTLETON COMMODITIES MERCHANT TRADING L.P.	215883	215883	Neg	Max	\$2,4115	Jan-25	30,000	\$72,345
132	LTF	Mainline	FT	CASTLETON COMMODITIES MERCHANT TRADING L.P.	215883	215883	Neg	Max	\$2,4115	Feb-25	30,000	\$72,345
133	LTF	Mainline	FT	CASTLETON COMMODITIES MERCHANT TRADING L.P.	215883	215883	Neg	Max	\$2,4115	Mar-25	30,000	\$72,345
134	LTF	Mainline	FT	CASTLETON COMMODITIES MERCHANT TRADING L.P.	215883	215883	Neg	Max	\$2,4115	Apr-25	30,000	\$72,345
135	LTF	Mainline	FT	CASTLETON COMMODITIES MERCHANT TRADING L.P.	215883	215883	Neg	Max	\$2,4115	May-25	30,000	\$72,345
136	LTF	Mainline	FT	CASTLETON COMMODITIES MERCHANT TRADING L.P.	215883	215883	Neg	Max	\$2,4115	Jun-25	30,000	\$72,345
137	LTF	Mainline	FT	CASTLETON COMMODITIES MERCHANT TRADING L.P.	215883	215883	Neg	Max	\$2,4115	Jul-25	30,000	\$72,345
138	LTF	Mainline	FT	CASTLETON COMMODITIES MERCHANT TRADING L.P.	215883	215883	Neg	Max	\$2,4115	Aug-25	30,000	\$72,345
139	LTF	Mainline	FT	CASTLETON COMMODITIES MERCHANT TRADING L.P.	215883	215883	Neg	Max	\$2,4115	Sep-25	30,000	\$72,345
140	LTF	Mainline	FT	CASTLETON COMMODITIES MERCHANT TRADING L.P.	215883	215883	Neg	Max	\$2,4115	Oct-25	30,000	\$72,345
141	LTF	Mainline	FT	CASTLETON COMMODITIES MERCHANT TRADING L.P.	215883	215883	Neg	Max	\$2,4115	Nov-25	30,000	\$72,345
142	LTF	Mainline	FT	CASTLETON COMMODITIES MERCHANT TRADING L.P.	215883	215883	Neg	Max	\$2,4115	Dec-25	30,000	\$72,345
143	LTF	Mainline	FT	CASTLETON COMMODITIES MERCHANT TRADING L.P.	215883 Total						360,000	\$868,140
144	LTF	Mainline	FT	BP ENERGY COMPANY	215885	215885	Max	Max		Jan-25	10,700	\$17,129
145	LTF	Mainline	FT	BP ENERGY COMPANY	215885	215885	Max	Max		Feb-25	10,700	\$17,129
146	LTF	Mainline	FT	BP ENERGY COMPANY	215885	215885	Max	Max		Mar-25	10,700	\$17,129
147	LTF	Mainline	FT	BP ENERGY COMPANY	215885	215885	Max	Max		Apr-25	10,700	\$17,129
148	LTF	Mainline	FT	BP ENERGY COMPANY	215885	215885	Max	Max		May-25	10,700	\$17,129
149	LTF	Mainline	FT	BP ENERGY COMPANY	215885	215885	Max	Max		Jun-25	10,700	\$17,129
150	LTF	Mainline	FT	BP ENERGY COMPANY	215885	215885	Max	Max		Jul-25	10,700	\$17,129
151	LTF	Mainline	FT	BP ENERGY COMPANY	215885	215885	Max	Max		Aug-25	10,700	\$17,129
152	LTF	Mainline	FT	BP ENERGY COMPANY	215885	215885	Max	Max		Sep-25	10,700	\$17,129
153	LTF	Mainline	FT	BP ENERGY COMPANY	215885	215885	Max	Max		Oct-25	10,700	\$17,129
154	LTF	Mainline	FT	BP ENERGY COMPANY	215885	215885	Max	Max		Nov-25	10,700	\$17,129
155	LTF	Mainline	FT	BP ENERGY COMPANY	215885	215885	Max	Max		Dec-25	10,700	\$17,129
156	LTF	Mainline	FT	BP ENERGY COMPANY	215885 Total						128,400	\$205,543

Line No.	LTF-STF	Mainline/Lateral	Rate Sched	Company Name	Agmt No.	Legacy Agmt No.	Rate Type	Rate Type Treatment	Neg/Disc Contract Rate	Month/Year	Billed Dth	Amounts
(a)	(b)	(c)	(d)	(e)	(f)	(g)	(h)	(j)	(i)	(l)	(m)	(n)
157	LTF	Mainline	FT	CITADEL ENERGY MARKETING LLC	216493	216493	Max	Max		Jan-25	62,500	\$100,050
158	LTF	Mainline	FT	CITADEL ENERGY MARKETING LLC	216493	216493	Max	Max		Feb-25	62,500	\$100,050
159	LTF	Mainline	FT	CITADEL ENERGY MARKETING LLC	216493	216493	Max	Max		Mar-25	62,500	\$100,050
160	LTF	Mainline	FT	CITADEL ENERGY MARKETING LLC	216493	216493	Max	Max		Apr-25	62,500	\$100,050
161	LTF	Mainline	FT	CITADEL ENERGY MARKETING LLC	216493	216493	Max	Max		May-25	62,500	\$100,050
162	LTF	Mainline	FT	CITADEL ENERGY MARKETING LLC	216493	216493	Max	Max		Jun-25	62,500	\$100,050
163	LTF	Mainline	FT	CITADEL ENERGY MARKETING LLC	216493	216493	Max	Max		Jul-25	62,500	\$100,050
164	LTF	Mainline	FT	CITADEL ENERGY MARKETING LLC	216493	216493	Max	Max		Aug-25	62,500	\$100,050
165	LTF	Mainline	FT	CITADEL ENERGY MARKETING LLC	216493	216493	Max	Max		Sep-25	62,500	\$100,050
166	LTF	Mainline	FT	CITADEL ENERGY MARKETING LLC	216493	216493	Max	Max		Oct-25	62,500	\$100,050
167	LTF	Mainline	FT	CITADEL ENERGY MARKETING LLC	216493	216493	Max	Max		Nov-25	62,500	\$100,050
168	LTF	Mainline	FT	CITADEL ENERGY MARKETING LLC	216493	216493	Max	Max		Dec-25	62,500	\$100,050
169	LTF	Mainline	FT	CITADEL ENERGY MARKETING LLC	216493 Total						750,000	\$1,200,600
170	LTF	Mainline	FT	EIF KC LANDFILL GAS, LLC	216553	216553	Max	Max		Jan-25	3,500	\$5,603
171	LTF	Mainline	FT	EIF KC LANDFILL GAS, LLC	216553	216553	Max	Max		Feb-25	3,500	\$5,603
172	LTF	Mainline	FT	EIF KC LANDFILL GAS, LLC	216553	216553	Max	Max		Mar-25	3,500	\$5,603
173	LTF	Mainline	FT	EIF KC LANDFILL GAS, LLC	216553	216553	Max	Max		Apr-25	3,500	\$5,603
174	LTF	Mainline	FT	EIF KC LANDFILL GAS, LLC	216553	216553	Max	Max		May-25	3,500	\$5,603
175	LTF	Mainline	FT	EIF KC LANDFILL GAS, LLC	216553	216553	Max	Max		Jun-25	3,500	\$5,603
176	LTF	Mainline	FT	EIF KC LANDFILL GAS, LLC	216553	216553	Max	Max		Jul-25	3,500	\$5,603
177	LTF	Mainline	FT	EIF KC LANDFILL GAS, LLC	216553	216553	Max	Max		Aug-25	3,500	\$5,603
178	LTF	Mainline	FT	EIF KC LANDFILL GAS, LLC	216553	216553	Max	Max		Sep-25	3,500	\$5,603
179	LTF	Mainline	FT	EIF KC LANDFILL GAS, LLC	216553	216553	Max	Max		Oct-25	3,500	\$5,603
180	LTF	Mainline	FT	EIF KC LANDFILL GAS, LLC	216553	216553	Max	Max		Nov-25	3,500	\$5,603
181	LTF	Mainline	FT	EIF KC LANDFILL GAS, LLC	216553	216553	Max	Max		Dec-25	3,500	\$5,603
182	LTF	Mainline	FT	EIF KC LANDFILL GAS, LLC	216553 Total						42,000	\$67,234
183	LTF	Mainline	FT	CITADEL ENERGY MARKETING LLC	216713	216713	Max	Max		Jan-25	70,000	\$112,056
184	LTF	Mainline	FT	CITADEL ENERGY MARKETING LLC	216713	216713	Max	Max		Feb-25	70,000	\$112,056
185	LTF	Mainline	FT	CITADEL ENERGY MARKETING LLC	216713	216713	Max	Max		Mar-25	70,000	\$112,056
186	LTF	Mainline	FT	CITADEL ENERGY MARKETING LLC	216713	216713	Max	Max		Apr-25	37,000	\$59,230
187	LTF	Mainline	FT	CITADEL ENERGY MARKETING LLC	216713	216713	Max	Max		May-25	37,000	\$59,230
188	LTF	Mainline	FT	CITADEL ENERGY MARKETING LLC	216713	216713	Max	Max		Jun-25	37,000	\$59,230
189	LTF	Mainline	FT	CITADEL ENERGY MARKETING LLC	216713	216713	Max	Max		Jul-25	37,000	\$59,230
190	LTF	Mainline	FT	CITADEL ENERGY MARKETING LLC	216713	216713	Max	Max		Aug-25	37,000	\$59,230
191	LTF	Mainline	FT	CITADEL ENERGY MARKETING LLC	216713	216713	Max	Max		Sep-25	37,000	\$59,230
192	LTF	Mainline	FT	CITADEL ENERGY MARKETING LLC	216713	216713	Max	Max		Oct-25	37,000	\$59,230
193	LTF	Mainline	FT	CITADEL ENERGY MARKETING LLC	216713	216713	Max	Max		Nov-25	70,000	\$112,056
194	LTF	Mainline	FT	CITADEL ENERGY MARKETING LLC	216713	216713	Max	Max		Dec-25	70,000	\$112,056
195	LTF	Mainline	FT	CITADEL ENERGY MARKETING LLC	216713 Total						609,000	\$974,887
196	LTF	Mainline	FT	TENASKA MARKETING VENTURES	217271	217271	Max	Max		Jan-25	2,800	\$4,482
197	LTF	Mainline	FT	TENASKA MARKETING VENTURES	217271	217271	Max	Max		Feb-25	2,800	\$4,482
198	LTF	Mainline	FT	TENASKA MARKETING VENTURES	217271	217271	Max	Max		Mar-25	2,800	\$4,482
199	LTF	Mainline	FT	TENASKA MARKETING VENTURES	217271	217271	Max	Max		Apr-25	2,800	\$4,482
200	LTF	Mainline	FT	TENASKA MARKETING VENTURES	217271	217271	Max	Max		May-25	2,800	\$4,482
201	LTF	Mainline	FT	TENASKA MARKETING VENTURES	217271	217271	Max	Max		Jun-25	2,800	\$4,482
202	LTF	Mainline	FT	TENASKA MARKETING VENTURES	217271	217271	Max	Max		Jul-25	2,800	\$4,482
203	LTF	Mainline	FT	TENASKA MARKETING VENTURES	217271	217271	Max	Max		Aug-25	2,800	\$4,482
204	LTF	Mainline	FT	TENASKA MARKETING VENTURES	217271	217271	Max	Max		Sep-25	2,800	\$4,482
205	LTF	Mainline	FT	TENASKA MARKETING VENTURES	217271	217271	Max	Max		Oct-25	2,800	\$4,482
206	LTF	Mainline	FT	TENASKA MARKETING VENTURES	217271	217271	Max	Max		Nov-25	2,800	\$4,482
207	LTF	Mainline	FT	TENASKA MARKETING VENTURES	217271	217271	Max	Max		Dec-25	2,800	\$4,482
208	LTF	Mainline	FT	TENASKA MARKETING VENTURES	217271 Total						33,600	\$53,787
209	LTF	Mainline	FT	MIECO LLC	217273	217273	Neg	Max	\$2,4115	Jan-25	2,800	\$6,752
210	LTF	Mainline	FT	MIECO LLC	217273	217273	Neg	Max	\$2,4115	Feb-25	2,800	\$6,752
211	LTF	Mainline	FT	MIECO LLC	217273	217273	Neg	Max	\$2,4115	Mar-25	2,800	\$6,752
212	LTF	Mainline	FT	MIECO LLC	217273	217273	Neg	Max	\$2,4115	Apr-25	2,800	\$6,752
213	LTF	Mainline	FT	MIECO LLC	217273	217273	Neg	Max	\$2,4115	May-25	2,800	\$6,752
214	LTF	Mainline	FT	MIECO LLC	217273	217273	Neg	Max	\$2,4115	Jun-25	2,800	\$6,752
215	LTF	Mainline	FT	MIECO LLC	217273	217273	Neg	Max	\$2,4115	Jul-25	2,800	\$6,752
216	LTF	Mainline	FT	MIECO LLC	217273	217273	Neg	Max	\$2,4115	Aug-25	2,800	\$6,752
217	LTF	Mainline	FT	MIECO LLC	217273	217273	Neg	Max	\$2,4115	Sep-25	2,800	\$6,752
218	LTF	Mainline	FT	MIECO LLC	217273	217273	Neg	Max	\$2,4115	Oct-25	2,800	\$6,752
219	LTF	Mainline	FT	MIECO LLC	217273	217273	Neg	Max	\$2,4115	Nov-25	2,800	\$6,752
220	LTF	Mainline	FT	MIECO LLC	217273	217273	Neg	Max	\$2,4115	Dec-25	2,800	\$6,752
221	LTF	Mainline	FT	MIECO LLC	217273 Total						33,600	\$81,026
222	LTF	Mainline	FT	SPOTLIGHT ENERGY, LLC	217274	217274	Max	Max		Jan-25	20,000	\$32,016
223	LTF	Mainline	FT	SPOTLIGHT ENERGY, LLC	217274	217274	Max	Max		Feb-25	20,000	\$32,016
224	LTF	Mainline	FT	SPOTLIGHT ENERGY, LLC	217274	217274	Max	Max		Mar-25	20,000	\$32,016
225	LTF	Mainline	FT	SPOTLIGHT ENERGY, LLC	217274	217274	Max	Max		Apr-25	20,000	\$32,016
226	LTF	Mainline	FT	SPOTLIGHT ENERGY, LLC	217274	217274	Max	Max		May-25	20,000	\$32,016
227	LTF	Mainline	FT	SPOTLIGHT ENERGY, LLC	217274	217274	Max	Max		Jun-25	20,000	\$32,016
228	LTF	Mainline	FT	SPOTLIGHT ENERGY, LLC	217274	217274	Max	Max		Jul-25	20,000	\$32,016
229	LTF	Mainline	FT	SPOTLIGHT ENERGY, LLC	217274	217274	Max	Max		Aug-25	20,000	\$32,016
230	LTF	Mainline	FT	SPOTLIGHT ENERGY, LLC	217274	217274	Max	Max		Sep-25	20,000	\$32,016
231	LTF	Mainline	FT	SPOTLIGHT ENERGY, LLC	217274	217274	Max	Max		Oct-25	20,000	\$32,016
232	LTF	Mainline	FT	SPOTLIGHT ENERGY, LLC	217274	217274	Max	Max		Nov-25	20,000	\$32,016
233	LTF	Mainline	FT	SPOTLIGHT ENERGY, LLC	217274	217274	Max	Max		Dec-25	20,000	\$32,016
234	LTF	Mainline	FT	SPOTLIGHT ENERGY, LLC	217274 Total						240,000	\$384,192

Line No.	LTF-STF	Mainline/Lateral	Rate Sched	Company Name	Agmt No.	Legacy Agmt No.	Rate Type	Rate Type Treatment	Neg/Disc Contract Rate	Month/Year	Billed Dth	Amounts
(a)	(b)	(c)	(d)	(e)	(f)	(g)	(h)	(j)	(i)	(m)	(n)	
235	LTF	Mainline	FT	CITADEL ENERGY MARKETING LLC	217275	217275	Neg	Disc	\$1.6008	Jan-25	25,000	\$40,020
236	LTF	Mainline	FT	CITADEL ENERGY MARKETING LLC	217275	217275	Neg	Disc	\$1.6008	Feb-25	25,000	\$40,020
237	LTF	Mainline	FT	CITADEL ENERGY MARKETING LLC	217275	217275	Neg	Disc	\$1.6008	Mar-25	25,000	\$40,020
238	LTF	Mainline	FT	CITADEL ENERGY MARKETING LLC	217275	217275	Neg	Disc	\$1.6008	Apr-25	25,000	\$40,020
239	LTF	Mainline	FT	CITADEL ENERGY MARKETING LLC	217275	217275	Neg	Disc	\$1.6008	May-25	25,000	\$40,020
240	LTF	Mainline	FT	CITADEL ENERGY MARKETING LLC	217275	217275	Neg	Disc	\$1.6008	Jun-25	25,000	\$40,020
241	LTF	Mainline	FT	CITADEL ENERGY MARKETING LLC	217275	217275	Neg	Disc	\$1.6008	Jul-25	25,000	\$40,020
242	LTF	Mainline	FT	CITADEL ENERGY MARKETING LLC	217275	217275	Neg	Disc	\$1.6008	Aug-25	25,000	\$40,020
243	LTF	Mainline	FT	CITADEL ENERGY MARKETING LLC	217275	217275	Neg	Disc	\$1.6008	Sep-25	25,000	\$40,020
244	LTF	Mainline	FT	CITADEL ENERGY MARKETING LLC	217275	217275	Neg	Disc	\$1.6008	Oct-25	25,000	\$40,020
245	LTF	Mainline	FT	CITADEL ENERGY MARKETING LLC	217275	217275	Neg	Disc	\$1.6008	Nov-25	25,000	\$40,020
246	LTF	Mainline	FT	CITADEL ENERGY MARKETING LLC	217275	217275	Neg	Disc	\$1.6008	Dec-25	25,000	\$40,020
247	LTF	Mainline	FT	CITADEL ENERGY MARKETING LLC	217275	217275	Neg	Disc	\$1.6008	Dec-25	25,000	\$40,020
											300,000	\$480,240
248	LTF	Mainline	FT	NRG BUSINESS MARKETING LLC	217449	217449	Max	Max		Jan-25	20,000	\$32,016
249	LTF	Mainline	FT	NRG BUSINESS MARKETING LLC	217449	217449	Max	Max		Feb-25	20,000	\$32,016
250	LTF	Mainline	FT	NRG BUSINESS MARKETING LLC	217449	217449	Max	Max		Mar-25	20,000	\$32,016
251	LTF	Mainline	FT	NRG BUSINESS MARKETING LLC	217449	217449	Max	Max		Apr-25	20,000	\$32,016
252	LTF	Mainline	FT	NRG BUSINESS MARKETING LLC	217449	217449	Max	Max		May-25	20,000	\$32,016
253	LTF	Mainline	FT	NRG BUSINESS MARKETING LLC	217449	217449	Max	Max		Jun-25	20,000	\$32,016
254	LTF	Mainline	FT	NRG BUSINESS MARKETING LLC	217449	217449	Max	Max		Jul-25	20,000	\$32,016
255	LTF	Mainline	FT	NRG BUSINESS MARKETING LLC	217449	217449	Max	Max		Aug-25	20,000	\$32,016
256	LTF	Mainline	FT	NRG BUSINESS MARKETING LLC	217449	217449	Max	Max		Sep-25	20,000	\$32,016
257	LTF	Mainline	FT	NRG BUSINESS MARKETING LLC	217449	217449	Max	Max		Oct-25	20,000	\$32,016
258	LTF	Mainline	FT	NRG BUSINESS MARKETING LLC	217449	217449	Max	Max		Nov-25	20,000	\$32,016
259	LTF	Mainline	FT	NRG BUSINESS MARKETING LLC	217449	217449	Max	Max		Dec-25	20,000	\$32,016
260	LTF	Mainline	FT	NRG BUSINESS MARKETING LLC	217449	217449	Max	Max		Dec-25	20,000	\$32,016
											240,000	\$384,192
261	LTF	Mainline	FT	COLORADO INTERSTATE GAS COMPANY, L.L.C. *	217469	217469	Max	Max		Jan-25	40,000	\$64,032
262	LTF	Mainline	FT	COLORADO INTERSTATE GAS COMPANY, L.L.C. *	217469	217469	Max	Max		Feb-25	40,000	\$64,032
263	LTF	Mainline	FT	COLORADO INTERSTATE GAS COMPANY, L.L.C. *	217469	217469	Max	Max		Mar-25	40,000	\$64,032
264	LTF	Mainline	FT	COLORADO INTERSTATE GAS COMPANY, L.L.C. *	217469	217469	Max	Max		Apr-25	40,000	\$64,032
265	LTF	Mainline	FT	COLORADO INTERSTATE GAS COMPANY, L.L.C. *	217469	217469	Max	Max		May-25	40,000	\$64,032
266	LTF	Mainline	FT	COLORADO INTERSTATE GAS COMPANY, L.L.C. *	217469	217469	Max	Max		Jun-25	40,000	\$64,032
267	LTF	Mainline	FT	COLORADO INTERSTATE GAS COMPANY, L.L.C. *	217469	217469	Max	Max		Jul-25	40,000	\$64,032
268	LTF	Mainline	FT	COLORADO INTERSTATE GAS COMPANY, L.L.C. *	217469	217469	Max	Max		Aug-25	40,000	\$64,032
269	LTF	Mainline	FT	COLORADO INTERSTATE GAS COMPANY, L.L.C. *	217469	217469	Max	Max		Sep-25	40,000	\$64,032
270	LTF	Mainline	FT	COLORADO INTERSTATE GAS COMPANY, L.L.C. *	217469	217469	Max	Max		Oct-25	40,000	\$64,032
271	LTF	Mainline	FT	COLORADO INTERSTATE GAS COMPANY, L.L.C. *	217469	217469	Max	Max		Nov-25	40,000	\$64,032
272	LTF	Mainline	FT	COLORADO INTERSTATE GAS COMPANY, L.L.C. *	217469	217469	Max	Max		Dec-25	40,000	\$64,032
273	LTF	Mainline	FT	COLORADO INTERSTATE GAS COMPANY, L.L.C. *	217469	217469	Max	Max		Dec-25	40,000	\$64,032
											480,000	\$768,384
274	LTF	Mainline	FT	COLORADO INTERSTATE GAS COMPANY, L.L.C. *	217484	217484	Max	Max		Jan-25	75,000	\$120,060
275	LTF	Mainline	FT	COLORADO INTERSTATE GAS COMPANY, L.L.C. *	217484	217484	Max	Max		Feb-25	75,000	\$120,060
276	LTF	Mainline	FT	COLORADO INTERSTATE GAS COMPANY, L.L.C. *	217484	217484	Max	Max		Mar-25	75,000	\$120,060
277	LTF	Mainline	FT	COLORADO INTERSTATE GAS COMPANY, L.L.C. *	217484	217484	Max	Max		Apr-25	75,000	\$120,060
278	LTF	Mainline	FT	COLORADO INTERSTATE GAS COMPANY, L.L.C. *	217484	217484	Max	Max		May-25	75,000	\$120,060
279	LTF	Mainline	FT	COLORADO INTERSTATE GAS COMPANY, L.L.C. *	217484	217484	Max	Max		Jun-25	75,000	\$120,060
280	LTF	Mainline	FT	COLORADO INTERSTATE GAS COMPANY, L.L.C. *	217484	217484	Max	Max		Jul-25	75,000	\$120,060
281	LTF	Mainline	FT	COLORADO INTERSTATE GAS COMPANY, L.L.C. *	217484	217484	Max	Max		Aug-25	75,000	\$120,060
282	LTF	Mainline	FT	COLORADO INTERSTATE GAS COMPANY, L.L.C. *	217484	217484	Max	Max		Sep-25	75,000	\$120,060
283	LTF	Mainline	FT	COLORADO INTERSTATE GAS COMPANY, L.L.C. *	217484	217484	Max	Max		Oct-25	75,000	\$120,060
284	LTF	Mainline	FT	COLORADO INTERSTATE GAS COMPANY, L.L.C. *	217484	217484	Max	Max		Nov-25	75,000	\$120,060
285	LTF	Mainline	FT	COLORADO INTERSTATE GAS COMPANY, L.L.C. *	217484	217484	Max	Max		Dec-25	75,000	\$120,060
286	LTF	Mainline	FT	COLORADO INTERSTATE GAS COMPANY, L.L.C. *	217484	217484	Max	Max		Dec-25	75,000	\$120,060
											900,000	\$1,440,720
287	LTF	Mainline	FT	COLORADO INTERSTATE GAS COMPANY, L.L.C. *	217486	217486	Max	Max		Jan-25	2,000	\$3,202
288	LTF	Mainline	FT	COLORADO INTERSTATE GAS COMPANY, L.L.C. *	217486	217486	Max	Max		Feb-25	2,000	\$3,202
289	LTF	Mainline	FT	COLORADO INTERSTATE GAS COMPANY, L.L.C. *	217486	217486	Max	Max		Mar-25	2,000	\$3,202
290	LTF	Mainline	FT	COLORADO INTERSTATE GAS COMPANY, L.L.C. *	217486	217486	Max	Max		Apr-25	2,000	\$3,202
291	LTF	Mainline	FT	COLORADO INTERSTATE GAS COMPANY, L.L.C. *	217486	217486	Max	Max		May-25	2,000	\$3,202
292	LTF	Mainline	FT	COLORADO INTERSTATE GAS COMPANY, L.L.C. *	217486	217486	Max	Max		Jun-25	2,000	\$3,202
293	LTF	Mainline	FT	COLORADO INTERSTATE GAS COMPANY, L.L.C. *	217486	217486	Max	Max		Jul-25	2,000	\$3,202
294	LTF	Mainline	FT	COLORADO INTERSTATE GAS COMPANY, L.L.C. *	217486	217486	Max	Max		Aug-25	2,000	\$3,202
295	LTF	Mainline	FT	COLORADO INTERSTATE GAS COMPANY, L.L.C. *	217486	217486	Max	Max		Sep-25	2,000	\$3,202
296	LTF	Mainline	FT	COLORADO INTERSTATE GAS COMPANY, L.L.C. *	217486	217486	Max	Max		Oct-25	2,000	\$3,202
297	LTF	Mainline	FT	COLORADO INTERSTATE GAS COMPANY, L.L.C. *	217486	217486	Max	Max		Nov-25	2,000	\$3,202
298	LTF	Mainline	FT	COLORADO INTERSTATE GAS COMPANY, L.L.C. *	217486	217486	Max	Max		Dec-25	2,000	\$3,202
299	LTF	Mainline	FT	COLORADO INTERSTATE GAS COMPANY, L.L.C. *	217486	217486	Max	Max		Dec-25	2,000	\$3,202
											24,000	\$38,419
300	LTF	Mainline	FT	CONCORD ENERGY LLC	217794	217794	Max	Max		Jan-25	21,900	\$35,058
301	LTF	Mainline	FT	CONCORD ENERGY LLC	217794	217794	Max	Max		Feb-25	21,900	\$35,058
302	LTF	Mainline	FT	CONCORD ENERGY LLC	217794	217794	Max	Max		Mar-25	21,900	\$35,058
303	LTF	Mainline	FT	CONCORD ENERGY LLC	217794	217794	Max	Max		Apr-25	21,900	\$35,058
304	LTF	Mainline	FT	CONCORD ENERGY LLC	217794	217794	Max	Max		May-25	21,900	\$35,058
305	LTF	Mainline	FT	CONCORD ENERGY LLC	217794	217794	Max	Max		Jun-25	21,900	\$35,058
306	LTF	Mainline	FT	CONCORD ENERGY LLC	217794	217794	Max	Max		Jul-25	21,900	\$35,058
307	LTF	Mainline	FT	CONCORD ENERGY LLC	217794	217794	Max	Max		Aug-25	21,900	\$35,058
308	LTF	Mainline	FT	CONCORD ENERGY LLC	217794	217794	Max	Max		Sep-25	21,900	\$35,058
309	LTF	Mainline	FT	CONCORD ENERGY LLC	217794	217794	Max	Max		Oct-25	21,900	\$35,058
310	LTF	Mainline	FT	CONCORD ENERGY LLC	217794	217794	Max	Max		Nov-25	21,900	\$35,058
311	LTF	Mainline	FT	CONCORD ENERGY LLC	217794	217794	Max	Max		Dec-25	21,900	\$35,058
312	LTF	Mainline	FT	CONCORD ENERGY LLC	217794	217794	Max	Max		Dec-25	21,900	\$35,058
											262,800	\$420,690

Line No.	LTF-STF	Mainline/Lateral	Rate Sched	Company Name	Agmt No.	Legacy Agmt No.	Rate Type	Rate Type Treatment	Neg/Disc Contract Rate	Month/Year	Billed Dth	Amounts
(a)	(b)	(c)	(d)	(e)	(f)	(g)	(h)	(i)	(j)	(l)	(m)	(n)
313	LTF	Mainline	FT	CITADEL ENERGY MARKETING LLC	218314	218314	Neg	Disc	\$0.0030	Jan-25	190,000	\$570
314	LTF	Mainline	FT	CITADEL ENERGY MARKETING LLC	218314	218314	Neg	Disc	\$0.0030	Feb-25	190,000	\$570
315	LTF	Mainline	FT	CITADEL ENERGY MARKETING LLC	218314	218314	Neg	Disc	\$0.0030	Mar-25	190,000	\$570
316	LTF	Mainline	FT	CITADEL ENERGY MARKETING LLC	218314	218314	Neg	Disc	\$0.0030	Apr-25	190,000	\$570
317	LTF	Mainline	FT	CITADEL ENERGY MARKETING LLC	218314	218314	Neg	Disc	\$0.0030	May-25	190,000	\$570
318	LTF	Mainline	FT	CITADEL ENERGY MARKETING LLC	218314	218314	Neg	Disc	\$0.0030	Jun-25	190,000	\$570
319	LTF	Mainline	FT	CITADEL ENERGY MARKETING LLC	218314	218314	Neg	Disc	\$0.0030	Jul-25	190,000	\$570
320	LTF	Mainline	FT	CITADEL ENERGY MARKETING LLC	218314	218314	Neg	Disc	\$0.0030	Aug-25	190,000	\$570
321	LTF	Mainline	FT	CITADEL ENERGY MARKETING LLC	218314	218314	Neg	Disc	\$0.0030	Sep-25	190,000	\$570
322	LTF	Mainline	FT	CITADEL ENERGY MARKETING LLC	218314 Total						1,710,000	\$5,130
323	LTF	Mainline	FT	CONCORD ENERGY LLC	218446	218446	Max	Max		Jan-25	75,000	\$120,060
324	LTF	Mainline	FT	CONCORD ENERGY LLC	218446	218446	Max	Max		Feb-25	75,000	\$120,060
325	LTF	Mainline	FT	CONCORD ENERGY LLC	218446	218446	Max	Max		Mar-25	75,000	\$120,060
326	LTF	Mainline	FT	CONCORD ENERGY LLC	218446	218446	Max	Max		Apr-25	75,000	\$120,060
327	LTF	Mainline	FT	CONCORD ENERGY LLC	218446	218446	Max	Max		May-25	75,000	\$120,060
328	LTF	Mainline	FT	CONCORD ENERGY LLC	218446	218446	Max	Max		Jun-25	75,000	\$120,060
329	LTF	Mainline	FT	CONCORD ENERGY LLC	218446	218446	Max	Max		Jul-25	75,000	\$120,060
330	LTF	Mainline	FT	CONCORD ENERGY LLC	218446	218446	Max	Max		Aug-25	75,000	\$120,060
331	LTF	Mainline	FT	CONCORD ENERGY LLC	218446	218446	Max	Max		Sep-25	75,000	\$120,060
332	LTF	Mainline	FT	CONCORD ENERGY LLC	218446	218446	Max	Max		Oct-25	75,000	\$120,060
333	LTF	Mainline	FT	CONCORD ENERGY LLC	218446	218446	Max	Max		Nov-25	75,000	\$120,060
334	LTF	Mainline	FT	CONCORD ENERGY LLC	218446	218446	Max	Max		Dec-25	75,000	\$120,060
335	LTF	Mainline	FT	CONCORD ENERGY LLC	218446 Total						900,000	\$1,440,720
336	LTF	Mainline	FT	HARTREE PARTNERS, LP	218485	218485	Neg	Disc	\$0.0030	Jan-25	70,000	\$210
337	LTF	Mainline	FT	HARTREE PARTNERS, LP	218485	218485	Neg	Disc	\$0.0030	Feb-25	70,000	\$210
338	LTF	Mainline	FT	HARTREE PARTNERS, LP	218485	218485	Neg	Disc	\$0.0030	Mar-25	70,000	\$210
339	LTF	Mainline	FT	HARTREE PARTNERS, LP	218485 Total						210,000	\$630
340	LTF	Mainline	FT	COLORADO INTERSTATE GAS COMPANY, L.L.C. *	218782	218782	Max	Max		Jan-25	18,000	\$28,814
341	LTF	Mainline	FT	COLORADO INTERSTATE GAS COMPANY, L.L.C. *	218782	218782	Max	Max		Feb-25	18,000	\$28,814
342	LTF	Mainline	FT	COLORADO INTERSTATE GAS COMPANY, L.L.C. *	218782	218782	Max	Max		Mar-25	18,000	\$28,814
343	LTF	Mainline	FT	COLORADO INTERSTATE GAS COMPANY, L.L.C. *	218782	218782	Max	Max		Apr-25	18,000	\$28,814
344	LTF	Mainline	FT	COLORADO INTERSTATE GAS COMPANY, L.L.C. *	218782	218782	Max	Max		May-25	18,000	\$28,814
345	LTF	Mainline	FT	COLORADO INTERSTATE GAS COMPANY, L.L.C. *	218782	218782	Max	Max		Jun-25	18,000	\$28,814
346	LTF	Mainline	FT	COLORADO INTERSTATE GAS COMPANY, L.L.C. *	218782	218782	Max	Max		Jul-25	18,000	\$28,814
347	LTF	Mainline	FT	COLORADO INTERSTATE GAS COMPANY, L.L.C. *	218782	218782	Max	Max		Aug-25	18,000	\$28,814
348	LTF	Mainline	FT	COLORADO INTERSTATE GAS COMPANY, L.L.C. *	218782	218782	Max	Max		Sep-25	18,000	\$28,814
349	LTF	Mainline	FT	COLORADO INTERSTATE GAS COMPANY, L.L.C. *	218782	218782	Max	Max		Oct-25	18,000	\$28,814
350	LTF	Mainline	FT	COLORADO INTERSTATE GAS COMPANY, L.L.C. *	218782	218782	Max	Max		Nov-25	18,000	\$28,814
351	LTF	Mainline	FT	COLORADO INTERSTATE GAS COMPANY, L.L.C. *	218782	218782	Max	Max		Dec-25	18,000	\$28,814
352	LTF	Mainline	FT	COLORADO INTERSTATE GAS COMPANY, L.L.C. *	218782 Total						216,000	\$345,773
353	LTF	Mainline	FT	COLORADO INTERSTATE GAS COMPANY, L.L.C. *	218783	218783	Max	Max		Jan-25	5,000	\$8,004
354	LTF	Mainline	FT	COLORADO INTERSTATE GAS COMPANY, L.L.C. *	218783	218783	Max	Max		Feb-25	5,000	\$8,004
355	LTF	Mainline	FT	COLORADO INTERSTATE GAS COMPANY, L.L.C. *	218783	218783	Max	Max		Mar-25	5,000	\$8,004
356	LTF	Mainline	FT	COLORADO INTERSTATE GAS COMPANY, L.L.C. *	218783	218783	Max	Max		Apr-25	5,000	\$8,004
357	LTF	Mainline	FT	COLORADO INTERSTATE GAS COMPANY, L.L.C. *	218783	218783	Max	Max		May-25	5,000	\$8,004
358	LTF	Mainline	FT	COLORADO INTERSTATE GAS COMPANY, L.L.C. *	218783	218783	Max	Max		Jun-25	5,000	\$8,004
359	LTF	Mainline	FT	COLORADO INTERSTATE GAS COMPANY, L.L.C. *	218783	218783	Max	Max		Jul-25	5,000	\$8,004
360	LTF	Mainline	FT	COLORADO INTERSTATE GAS COMPANY, L.L.C. *	218783	218783	Max	Max		Aug-25	5,000	\$8,004
361	LTF	Mainline	FT	COLORADO INTERSTATE GAS COMPANY, L.L.C. *	218783	218783	Max	Max		Sep-25	5,000	\$8,004
362	LTF	Mainline	FT	COLORADO INTERSTATE GAS COMPANY, L.L.C. *	218783	218783	Max	Max		Oct-25	5,000	\$8,004
363	LTF	Mainline	FT	COLORADO INTERSTATE GAS COMPANY, L.L.C. *	218783	218783	Max	Max		Nov-25	5,000	\$8,004
364	LTF	Mainline	FT	COLORADO INTERSTATE GAS COMPANY, L.L.C. *	218783	218783	Max	Max		Dec-25	5,000	\$8,004
365	LTF	Mainline	FT	COLORADO INTERSTATE GAS COMPANY, L.L.C. *	218783 Total						60,000	\$96,048
366	LTF	Mainline	FT	COLORADO INTERSTATE GAS COMPANY, L.L.C. *	218784	218784	Max	Max		Jan-25	3,971	\$6,357
367	LTF	Mainline	FT	COLORADO INTERSTATE GAS COMPANY, L.L.C. *	218784	218784	Max	Max		Feb-25	3,971	\$6,357
368	LTF	Mainline	FT	COLORADO INTERSTATE GAS COMPANY, L.L.C. *	218784	218784	Max	Max		Mar-25	3,971	\$6,357
369	LTF	Mainline	FT	COLORADO INTERSTATE GAS COMPANY, L.L.C. *	218784	218784	Max	Max		Apr-25	3,971	\$6,357
370	LTF	Mainline	FT	COLORADO INTERSTATE GAS COMPANY, L.L.C. *	218784	218784	Max	Max		May-25	3,971	\$6,357
371	LTF	Mainline	FT	COLORADO INTERSTATE GAS COMPANY, L.L.C. *	218784	218784	Max	Max		Jun-25	3,971	\$6,357
372	LTF	Mainline	FT	COLORADO INTERSTATE GAS COMPANY, L.L.C. *	218784	218784	Max	Max		Jul-25	3,971	\$6,357
373	LTF	Mainline	FT	COLORADO INTERSTATE GAS COMPANY, L.L.C. *	218784	218784	Max	Max		Aug-25	3,971	\$6,357
374	LTF	Mainline	FT	COLORADO INTERSTATE GAS COMPANY, L.L.C. *	218784	218784	Max	Max		Sep-25	3,971	\$6,357
375	LTF	Mainline	FT	COLORADO INTERSTATE GAS COMPANY, L.L.C. *	218784	218784	Max	Max		Oct-25	3,971	\$6,357
376	LTF	Mainline	FT	COLORADO INTERSTATE GAS COMPANY, L.L.C. *	218784	218784	Max	Max		Nov-25	3,971	\$6,357
377	LTF	Mainline	FT	COLORADO INTERSTATE GAS COMPANY, L.L.C. *	218784	218784	Max	Max		Dec-25	3,971	\$6,357
378	LTF	Mainline	FT	COLORADO INTERSTATE GAS COMPANY, L.L.C. *	218784 Total						47,652	\$76,281
379	LTF	Mainline	FT	NRG BUSINESS MARKETING LLC	219182	219182	Neg	Disc	\$0.0030	Jan-25	12,500	\$38
380	LTF	Mainline	FT	NRG BUSINESS MARKETING LLC	219182	219182	Neg	Disc	\$0.0030	Feb-25	12,500	\$38
381	LTF	Mainline	FT	NRG BUSINESS MARKETING LLC	219182	219182	Neg	Disc	\$0.0030	Mar-25	12,500	\$38
382	LTF	Mainline	FT	NRG BUSINESS MARKETING LLC	219182	219182	Neg	Disc	\$0.0030	Apr-25	12,500	\$38
383	LTF	Mainline	FT	NRG BUSINESS MARKETING LLC	219182	219182	Neg	Disc	\$0.0030	May-25	12,500	\$38
384	LTF	Mainline	FT	NRG BUSINESS MARKETING LLC	219182	219182	Neg	Disc	\$0.0030	Jun-25	12,500	\$38
385	LTF	Mainline	FT	NRG BUSINESS MARKETING LLC	219182	219182	Neg	Disc	\$0.0030	Jul-25	12,500	\$38
386	LTF	Mainline	FT	NRG BUSINESS MARKETING LLC	219182	219182	Neg	Disc	\$0.0030	Aug-25	12,500	\$38
387	LTF	Mainline	FT	NRG BUSINESS MARKETING LLC	219182	219182	Neg	Disc	\$0.0030	Sep-25	12,500	\$38
388	LTF	Mainline	FT	NRG BUSINESS MARKETING LLC	219182	219182	Neg	Disc	\$0.0030	Oct-25	12,500	\$38
389	LTF	Mainline	FT	NRG BUSINESS MARKETING LLC	219182	219182	Neg	Disc	\$0.0030	Nov-25	12,500	\$38
390	LTF	Mainline	FT	NRG BUSINESS MARKETING LLC	219182	219182	Neg	Disc	\$0.0030	Dec-25	12,500	\$38
391	LTF	Mainline	FT	NRG BUSINESS MARKETING LLC	219182 Total						150,000	\$450

Line No.	LTF-STF	Mainline/Lateral	Rate Sched	Company Name	Agmt No.	Legacy Agmt No.	Rate Type	Rate Type Treatment	Neg/Disc Contract Rate	Month/Year	Billed Dth	Amounts
(a)	(b)	(c)	(d)	(e)	(f)	(g)	(h)	(i)	(j)	(l)	(m)	(n)
392	LTF	Mainline	FT	NRG BUSINESS MARKETING LLC	219183	219183	Neg	Disc	\$0.0030	Jan-25	20,000	\$60
393	LTF	Mainline	FT	NRG BUSINESS MARKETING LLC	219183	219183	Neg	Disc	\$0.0030	Feb-25	20,000	\$60
394	LTF	Mainline	FT	NRG BUSINESS MARKETING LLC	219183	219183	Neg	Disc	\$0.0030	Mar-25	20,000	\$60
395	LTF	Mainline	FT	NRG BUSINESS MARKETING LLC	219183	219183	Neg	Disc	\$0.0030	Apr-25	20,000	\$60
396	LTF	Mainline	FT	NRG BUSINESS MARKETING LLC	219183	219183	Neg	Disc	\$0.0030	May-25	20,000	\$60
397	LTF	Mainline	FT	NRG BUSINESS MARKETING LLC	219183	219183	Neg	Disc	\$0.0030	Jun-25	20,000	\$60
398	LTF	Mainline	FT	NRG BUSINESS MARKETING LLC	219183	219183	Neg	Disc	\$0.0030	Jul-25	20,000	\$60
399	LTF	Mainline	FT	NRG BUSINESS MARKETING LLC	219183	219183	Neg	Disc	\$0.0030	Aug-25	20,000	\$60
400	LTF	Mainline	FT	NRG BUSINESS MARKETING LLC	219183	219183	Neg	Disc	\$0.0030	Sep-25	20,000	\$60
401	LTF	Mainline	FT	NRG BUSINESS MARKETING LLC	219183	219183	Neg	Disc	\$0.0030	Oct-25	20,000	\$60
402	LTF	Mainline	FT	NRG BUSINESS MARKETING LLC	219183	219183	Neg	Disc	\$0.0030	Nov-25	20,000	\$60
403	LTF	Mainline	FT	NRG BUSINESS MARKETING LLC	219183	219183	Neg	Disc	\$0.0030	Dec-25	20,000	\$60
404	LTF	Mainline	FT	NRG BUSINESS MARKETING LLC	219183 Total						240,000	\$720
405	LTF	Mainline	FT	SEQUENT ENERGY MANAGEMENT LLC	219208	219208	Max	Max		Jan-25	25,000	\$40,020
406	LTF	Mainline	FT	SEQUENT ENERGY MANAGEMENT LLC	219208	219208	Max	Max		Feb-25	25,000	\$40,020
407	LTF	Mainline	FT	SEQUENT ENERGY MANAGEMENT LLC	219208	219208	Max	Max		Mar-25	25,000	\$40,020
408	LTF	Mainline	FT	SEQUENT ENERGY MANAGEMENT LLC	219208	219208	Max	Max		Apr-25	25,000	\$40,020
409	LTF	Mainline	FT	SEQUENT ENERGY MANAGEMENT LLC	219208	219208	Max	Max		May-25	25,000	\$40,020
410	LTF	Mainline	FT	SEQUENT ENERGY MANAGEMENT LLC	219208	219208	Max	Max		Jun-25	25,000	\$40,020
411	LTF	Mainline	FT	SEQUENT ENERGY MANAGEMENT LLC	219208	219208	Max	Max		Jul-25	25,000	\$40,020
412	LTF	Mainline	FT	SEQUENT ENERGY MANAGEMENT LLC	219208	219208	Max	Max		Aug-25	25,000	\$40,020
413	LTF	Mainline	FT	SEQUENT ENERGY MANAGEMENT LLC	219208	219208	Max	Max		Sep-25	25,000	\$40,020
414	LTF	Mainline	FT	SEQUENT ENERGY MANAGEMENT LLC	219208	219208	Max	Max		Oct-25	25,000	\$40,020
415	LTF	Mainline	FT	SEQUENT ENERGY MANAGEMENT LLC	219208	219208	Max	Max		Nov-25	25,000	\$40,020
416	LTF	Mainline	FT	SEQUENT ENERGY MANAGEMENT LLC	219208	219208	Max	Max		Dec-25	25,000	\$40,020
417	LTF	Mainline	FT	SEQUENT ENERGY MANAGEMENT LLC	219208 Total						300,000	\$480,240
418	LTF	Mainline	FT	BP ENERGY COMPANY	219230	219230	Neg	Disc	\$0.0030	Jan-25	30,000	\$90
419	LTF	Mainline	FT	BP ENERGY COMPANY	219230	219230	Neg	Disc	\$0.0030	Feb-25	30,000	\$90
420	LTF	Mainline	FT	BP ENERGY COMPANY	219230	219230	Neg	Disc	\$0.0030	Mar-25	30,000	\$90
421	LTF	Mainline	FT	BP ENERGY COMPANY	219230	219230	Neg	Disc	\$0.0030	Apr-25	30,000	\$90
422	LTF	Mainline	FT	BP ENERGY COMPANY	219230	219230	Neg	Disc	\$0.0030	May-25	30,000	\$90
423	LTF	Mainline	FT	BP ENERGY COMPANY	219230	219230	Neg	Disc	\$0.0030	Jun-25	30,000	\$90
424	LTF	Mainline	FT	BP ENERGY COMPANY	219230	219230	Neg	Disc	\$0.0030	Jul-25	30,000	\$90
425	LTF	Mainline	FT	BP ENERGY COMPANY	219230	219230	Neg	Disc	\$0.0030	Aug-25	30,000	\$90
426	LTF	Mainline	FT	BP ENERGY COMPANY	219230	219230	Neg	Disc	\$0.0030	Sep-25	30,000	\$90
427	LTF	Mainline	FT	BP ENERGY COMPANY	219230	219230	Neg	Disc	\$0.0030	Oct-25	30,000	\$90
428	LTF	Mainline	FT	BP ENERGY COMPANY	219230	219230	Neg	Disc	\$0.0030	Nov-25	30,000	\$90
429	LTF	Mainline	FT	BP ENERGY COMPANY	219230	219230	Neg	Disc	\$0.0030	Dec-25	30,000	\$90
430	LTF	Mainline	FT	BP ENERGY COMPANY	219230 Total						360,000	\$1,080
431	LTF	Mainline	FT	UNITED ENERGY TRADING, LLC	219656	219656	Max	Max		Jan-25	20,000	\$32,016
432	LTF	Mainline	FT	UNITED ENERGY TRADING, LLC	219656	219656	Max	Max		Feb-25	20,000	\$32,016
433	LTF	Mainline	FT	UNITED ENERGY TRADING, LLC	219656	219656	Max	Max		Mar-25	20,000	\$32,016
434	LTF	Mainline	FT	UNITED ENERGY TRADING, LLC	219656	219656	Max	Max		Apr-25	20,000	\$32,016
435	LTF	Mainline	FT	UNITED ENERGY TRADING, LLC	219656	219656	Max	Max		May-25	20,000	\$32,016
436	LTF	Mainline	FT	UNITED ENERGY TRADING, LLC	219656	219656	Max	Max		Jun-25	20,000	\$32,016
437	LTF	Mainline	FT	UNITED ENERGY TRADING, LLC	219656	219656	Max	Max		Jul-25	20,000	\$32,016
438	LTF	Mainline	FT	UNITED ENERGY TRADING, LLC	219656	219656	Max	Max		Aug-25	20,000	\$32,016
439	LTF	Mainline	FT	UNITED ENERGY TRADING, LLC	219656	219656	Max	Max		Sep-25	20,000	\$32,016
440	LTF	Mainline	FT	UNITED ENERGY TRADING, LLC	219656	219656	Max	Max		Oct-25	20,000	\$32,016
441	LTF	Mainline	FT	UNITED ENERGY TRADING, LLC	219656	219656	Max	Max		Nov-25	20,000	\$32,016
442	LTF	Mainline	FT	UNITED ENERGY TRADING, LLC	219656	219656	Max	Max		Dec-25	20,000	\$32,016
443	LTF	Mainline	FT	UNITED ENERGY TRADING, LLC	219656 Total						240,000	\$384,192
444	LTF	Mainline	FT	TWIN EAGLE RESOURCE MANAGEMENT, LLC	219736	219736	Max	Max		Jan-25	5,000	\$8,004
445	LTF	Mainline	FT	TWIN EAGLE RESOURCE MANAGEMENT, LLC	219736	219736	Max	Max		Feb-25	5,000	\$8,004
446	LTF	Mainline	FT	TWIN EAGLE RESOURCE MANAGEMENT, LLC	219736	219736	Max	Max		Mar-25	5,000	\$8,004
447	LTF	Mainline	FT	TWIN EAGLE RESOURCE MANAGEMENT, LLC	219736	219736	Max	Max		Apr-25	5,000	\$8,004
448	LTF	Mainline	FT	TWIN EAGLE RESOURCE MANAGEMENT, LLC	219736	219736	Max	Max		May-25	5,000	\$8,004
449	LTF	Mainline	FT	TWIN EAGLE RESOURCE MANAGEMENT, LLC	219736	219736	Max	Max		Jun-25	5,000	\$8,004
450	LTF	Mainline	FT	TWIN EAGLE RESOURCE MANAGEMENT, LLC	219736	219736	Max	Max		Jul-25	5,000	\$8,004
451	LTF	Mainline	FT	TWIN EAGLE RESOURCE MANAGEMENT, LLC	219736	219736	Max	Max		Aug-25	5,000	\$8,004
452	LTF	Mainline	FT	TWIN EAGLE RESOURCE MANAGEMENT, LLC	219736	219736	Max	Max		Sep-25	5,000	\$8,004
453	LTF	Mainline	FT	TWIN EAGLE RESOURCE MANAGEMENT, LLC	219736	219736	Max	Max		Oct-25	5,000	\$8,004
454	LTF	Mainline	FT	TWIN EAGLE RESOURCE MANAGEMENT, LLC	219736	219736	Max	Max		Nov-25	5,000	\$8,004
455	LTF	Mainline	FT	TWIN EAGLE RESOURCE MANAGEMENT, LLC	219736	219736	Max	Max		Dec-25	5,000	\$8,004
456	LTF	Mainline	FT	TWIN EAGLE RESOURCE MANAGEMENT, LLC	219736 Total						60,000	\$96,048
457	LTF	Mainline	FT	BLACK HILLS SERVICE COMPANY, LLC	219874	219874	Neg	Disc	\$0.9125	Jan-25	28,150	\$25,687
458	LTF	Mainline	FT	BLACK HILLS SERVICE COMPANY, LLC	219874	219874	Neg	Disc	\$0.9125	Feb-25	28,150	\$25,687
459	LTF	Mainline	FT	BLACK HILLS SERVICE COMPANY, LLC	219874	219874	Neg	Disc	\$0.9125	Mar-25	28,150	\$25,687
460	LTF	Mainline	FT	BLACK HILLS SERVICE COMPANY, LLC	219874	219874	Neg	Disc	\$0.9125	Apr-25	28,150	\$25,687
461	LTF	Mainline	FT	BLACK HILLS SERVICE COMPANY, LLC	219874	219874	Neg	Disc	\$0.9125	May-25	28,150	\$25,687
462	LTF	Mainline	FT	BLACK HILLS SERVICE COMPANY, LLC	219874	219874	Neg	Disc	\$0.9125	Jun-25	28,150	\$25,687
463	LTF	Mainline	FT	BLACK HILLS SERVICE COMPANY, LLC	219874	219874	Neg	Disc	\$0.9125	Jul-25	28,150	\$25,687
464	LTF	Mainline	FT	BLACK HILLS SERVICE COMPANY, LLC	219874	219874	Neg	Disc	\$0.9125	Aug-25	28,150	\$25,687
465	LTF	Mainline	FT	BLACK HILLS SERVICE COMPANY, LLC	219874	219874	Neg	Disc	\$0.9125	Sep-25	28,150	\$25,687
466	LTF	Mainline	FT	BLACK HILLS SERVICE COMPANY, LLC	219874	219874	Neg	Disc	\$0.9125	Oct-25	28,150	\$25,687
467	LTF	Mainline	FT	BLACK HILLS SERVICE COMPANY, LLC	219874	219874	Neg	Disc	\$0.9125	Nov-25	28,150	\$25,687
468	LTF	Mainline	FT	BLACK HILLS SERVICE COMPANY, LLC	219874	219874	Neg	Disc	\$0.9125	Dec-25	28,150	\$25,687
469	LTF	Mainline	FT	BLACK HILLS SERVICE COMPANY, LLC	219874 Total						337,800	\$308,243

Line No.	LTF-STF	Mainline/Lateral	Rate Sched	Company Name	Agmt No.	Legacy Agmt No.	Rate Type	Rate Type Treatment	Neg/Disc Contract Rate	Month/Year	Billed Dth	Amounts
(a)	(b)	(c)	(d)	(e)	(f)	(g)	(h)	(j)	(l)	(m)	(n)	
470	LTF	Mainline	FT	TENASKA MARKETING VENTURES	219999	219999	Max	Max		Jan-25	27,469	\$43,972
471	LTF	Mainline	FT	TENASKA MARKETING VENTURES	219999	219999	Max	Max		Feb-25	27,469	\$43,972
472	LTF	Mainline	FT	TENASKA MARKETING VENTURES	219999	219999	Max	Max		Mar-25	27,469	\$43,972
473	LTF	Mainline	FT	TENASKA MARKETING VENTURES	219999	219999	Max	Max		Apr-25	27,469	\$43,972
474	LTF	Mainline	FT	TENASKA MARKETING VENTURES	219999	219999	Max	Max		May-25	27,469	\$43,972
475	LTF	Mainline	FT	TENASKA MARKETING VENTURES	219999	219999	Max	Max		Jun-25	27,469	\$43,972
476	LTF	Mainline	FT	TENASKA MARKETING VENTURES	219999	219999	Max	Max		Jul-25	27,469	\$43,972
477	LTF	Mainline	FT	TENASKA MARKETING VENTURES	219999	219999	Max	Max		Aug-25	27,469	\$43,972
478	LTF	Mainline	FT	TENASKA MARKETING VENTURES	219999	219999	Max	Max		Sep-25	27,469	\$43,972
479	LTF	Mainline	FT	TENASKA MARKETING VENTURES	219999	219999	Max	Max		Oct-25	27,469	\$43,972
480	LTF	Mainline	FT	TENASKA MARKETING VENTURES	219999	219999	Max	Max		Nov-25	27,469	\$43,972
481	LTF	Mainline	FT	TENASKA MARKETING VENTURES	219999	219999	Max	Max		Dec-25	27,469	\$43,972
482	LTF	Mainline	FT	TENASKA MARKETING VENTURES	219999	219999	Max	Max				
					219999 Total						329,628	\$527,669
483	LTF	Mainline	FT	SPOTLIGHT ENERGY, LLC	220001	220001	Max	Max		Jan-25	12,468	\$19,959
484	LTF	Mainline	FT	SPOTLIGHT ENERGY, LLC	220001	220001	Max	Max		Feb-25	12,468	\$19,959
485	LTF	Mainline	FT	SPOTLIGHT ENERGY, LLC	220001	220001	Max	Max		Mar-25	12,468	\$19,959
486	LTF	Mainline	FT	SPOTLIGHT ENERGY, LLC	220001	220001	Max	Max		Apr-25	12,468	\$19,959
487	LTF	Mainline	FT	SPOTLIGHT ENERGY, LLC	220001	220001	Max	Max		May-25	12,468	\$19,959
488	LTF	Mainline	FT	SPOTLIGHT ENERGY, LLC	220001	220001	Max	Max		Jun-25	12,468	\$19,959
489	LTF	Mainline	FT	SPOTLIGHT ENERGY, LLC	220001	220001	Max	Max		Jul-25	12,468	\$19,959
490	LTF	Mainline	FT	SPOTLIGHT ENERGY, LLC	220001	220001	Max	Max		Aug-25	12,468	\$19,959
491	LTF	Mainline	FT	SPOTLIGHT ENERGY, LLC	220001	220001	Max	Max		Sep-25	12,468	\$19,959
492	LTF	Mainline	FT	SPOTLIGHT ENERGY, LLC	220001	220001	Max	Max		Oct-25	12,468	\$19,959
493	LTF	Mainline	FT	SPOTLIGHT ENERGY, LLC	220001	220001	Max	Max		Nov-25	12,468	\$19,959
494	LTF	Mainline	FT	SPOTLIGHT ENERGY, LLC	220001	220001	Max	Max		Dec-25	12,468	\$19,959
495	LTF	Mainline	FT	SPOTLIGHT ENERGY, LLC	220001	220001	Max	Max				
					220001 Total						149,616	\$239,505
496	LTF	Mainline	FT	CITADEL ENERGY MARKETING LLC	220344	220344	Neg	Max	\$3.8538	Oct-25	180,000	\$693,684
497	LTF	Mainline	FT	CITADEL ENERGY MARKETING LLC	220344	220344	Neg	Max	\$3.8538	Nov-25	180,000	\$693,684
498	LTF	Mainline	FT	CITADEL ENERGY MARKETING LLC	220344	220344	Neg	Max	\$3.8538	Dec-25	180,000	\$693,684
499	LTF	Mainline	FT	CITADEL ENERGY MARKETING LLC	220344	220344	Neg	Max	\$3.8538			
					220344 Total						540,000	\$2,081,052
500	LTF	Mainline	FT	MIECO LLC	220454	220454	Max	Max		Jan-25	20,000	\$32,016
501	LTF	Mainline	FT	MIECO LLC	220454	220454	Max	Max		Feb-25	20,000	\$32,016
502	LTF	Mainline	FT	MIECO LLC	220454	220454	Max	Max		Mar-25	20,000	\$32,016
503	LTF	Mainline	FT	MIECO LLC	220454	220454	Max	Max		Apr-25	20,000	\$32,016
504	LTF	Mainline	FT	MIECO LLC	220454	220454	Max	Max		May-25	20,000	\$32,016
505	LTF	Mainline	FT	MIECO LLC	220454	220454	Max	Max		Jun-25	20,000	\$32,016
506	LTF	Mainline	FT	MIECO LLC	220454	220454	Max	Max		Jul-25	20,000	\$32,016
507	LTF	Mainline	FT	MIECO LLC	220454	220454	Max	Max		Aug-25	20,000	\$32,016
508	LTF	Mainline	FT	MIECO LLC	220454	220454	Max	Max		Sep-25	20,000	\$32,016
509	LTF	Mainline	FT	MIECO LLC	220454	220454	Max	Max		Oct-25	20,000	\$32,016
510	LTF	Mainline	FT	MIECO LLC	220454	220454	Max	Max		Nov-25	20,000	\$32,016
511	LTF	Mainline	FT	MIECO LLC	220454	220454	Max	Max		Dec-25	20,000	\$32,016
512	LTF	Mainline	FT	MIECO LLC	220454	220454	Max	Max				
					220454 Total						240,000	\$384,192
513	LTF	Mainline	FT	SPIRE MARKETING INC.	220935	220935	Max	Max		Jan-25	24,800	\$39,700
514	LTF	Mainline	FT	SPIRE MARKETING INC.	220935	220935	Max	Max		Feb-25	24,800	\$39,700
515	LTF	Mainline	FT	SPIRE MARKETING INC.	220935	220935	Max	Max		Mar-25	24,800	\$39,700
516	LTF	Mainline	FT	SPIRE MARKETING INC.	220935	220935	Max	Max		Apr-25	24,800	\$39,700
517	LTF	Mainline	FT	SPIRE MARKETING INC.	220935	220935	Max	Max		May-25	24,800	\$39,700
518	LTF	Mainline	FT	SPIRE MARKETING INC.	220935	220935	Max	Max		Jun-25	24,800	\$39,700
519	LTF	Mainline	FT	SPIRE MARKETING INC.	220935	220935	Max	Max		Jul-25	24,800	\$39,700
520	LTF	Mainline	FT	SPIRE MARKETING INC.	220935	220935	Max	Max		Aug-25	24,800	\$39,700
521	LTF	Mainline	FT	SPIRE MARKETING INC.	220935	220935	Max	Max		Sep-25	24,800	\$39,700
522	LTF	Mainline	FT	SPIRE MARKETING INC.	220935	220935	Max	Max		Oct-25	24,800	\$39,700
523	LTF	Mainline	FT	SPIRE MARKETING INC.	220935	220935	Max	Max		Nov-25	24,800	\$39,700
524	LTF	Mainline	FT	SPIRE MARKETING INC.	220935	220935	Max	Max		Dec-25	24,800	\$39,700
525	LTF	Mainline	FT	SPIRE MARKETING INC.	220935	220935	Max	Max				
					220935 Total						297,600	\$476,398
526	LTF	Mainline	FT	HARTREE PARTNERS, LP	220938	220938	Max	Max		Apr-25	70,000	\$112,056
527	LTF	Mainline	FT	HARTREE PARTNERS, LP	220938	220938	Max	Max		May-25	70,000	\$112,056
528	LTF	Mainline	FT	HARTREE PARTNERS, LP	220938	220938	Max	Max		Jun-25	70,000	\$112,056
529	LTF	Mainline	FT	HARTREE PARTNERS, LP	220938	220938	Max	Max		Jul-25	70,000	\$112,056
530	LTF	Mainline	FT	HARTREE PARTNERS, LP	220938	220938	Max	Max		Aug-25	70,000	\$112,056
531	LTF	Mainline	FT	HARTREE PARTNERS, LP	220938	220938	Max	Max		Sep-25	70,000	\$112,056
532	LTF	Mainline	FT	HARTREE PARTNERS, LP	220938	220938	Max	Max		Oct-25	70,000	\$112,056
533	LTF	Mainline	FT	HARTREE PARTNERS, LP	220938	220938	Max	Max		Nov-25	70,000	\$112,056
534	LTF	Mainline	FT	HARTREE PARTNERS, LP	220938	220938	Max	Max		Dec-25	70,000	\$112,056
535	LTF	Mainline	FT	HARTREE PARTNERS, LP	220938	220938	Max	Max				
					220938 Total						630,000	\$1,008,504
536	LTF	Mainline	FT	CITIGROUP ENERGY INC.	220944	220944	Max	Max		Jan-25	10,100	\$16,168
537	LTF	Mainline	FT	CITIGROUP ENERGY INC.	220944	220944	Max	Max		Feb-25	10,100	\$16,168
538	LTF	Mainline	FT	CITIGROUP ENERGY INC.	220944	220944	Max	Max		Mar-25	10,100	\$16,168
539	LTF	Mainline	FT	CITIGROUP ENERGY INC.	220944	220944	Max	Max		Apr-25	10,100	\$16,168
540	LTF	Mainline	FT	CITIGROUP ENERGY INC.	220944	220944	Max	Max		May-25	10,100	\$16,168
541	LTF	Mainline	FT	CITIGROUP ENERGY INC.	220944	220944	Max	Max		Jun-25	10,100	\$16,168
542	LTF	Mainline	FT	CITIGROUP ENERGY INC.	220944	220944	Max	Max		Jul-25	10,100	\$16,168
543	LTF	Mainline	FT	CITIGROUP ENERGY INC.	220944	220944	Max	Max		Aug-25	10,100	\$16,168
544	LTF	Mainline	FT	CITIGROUP ENERGY INC.	220944	220944	Max	Max		Sep-25	10,100	\$16,168
545	LTF	Mainline	FT	CITIGROUP ENERGY INC.	220944	220944	Max	Max		Oct-25	10,100	\$16,168
546	LTF	Mainline	FT	CITIGROUP ENERGY INC.	220944	220944	Max	Max		Nov-25	10,100	\$16,168
547	LTF	Mainline	FT	CITIGROUP ENERGY INC.	220944	220944	Max	Max		Dec-25	10,100	\$16,168
548	LTF	Mainline	FT	CITIGROUP ENERGY INC.	220944	220944	Max	Max				
					220944 Total						121,200	\$194,017

Line No.	LTF-STF	Mainline/Lateral	Rate Sched	Company Name	Agmt No.	Legacy Agmt No.	Rate Type	Rate Type Treatment	Neg/Disc Contract Rate	Month/Year	Billed Dth	Amounts
(a)	(b)	(c)	(d)	(e)	(f)	(g)	(h)	(i)	(j)	(l)	(m)	(n)
549	LTF	Mainline	FT	STANCHION GAS MARKETING, LLC	221045	221045	Max	Max		Jan-25	20,000	\$32,016
550	LTF	Mainline	FT	STANCHION GAS MARKETING, LLC	221045	221045	Max	Max		Feb-25	20,000	\$32,016
551	LTF	Mainline	FT	STANCHION GAS MARKETING, LLC	221045	221045	Max	Max		Mar-25	20,000	\$32,016
552	LTF	Mainline	FT	STANCHION GAS MARKETING, LLC	221045	221045	Max	Max		Apr-25	20,000	\$32,016
553	LTF	Mainline	FT	STANCHION GAS MARKETING, LLC	221045	221045	Max	Max		May-25	20,000	\$32,016
554	LTF	Mainline	FT	STANCHION GAS MARKETING, LLC	221045	221045	Max	Max		Jun-25	20,000	\$32,016
555	LTF	Mainline	FT	STANCHION GAS MARKETING, LLC	221045	221045	Max	Max		Jul-25	20,000	\$32,016
556	LTF	Mainline	FT	STANCHION GAS MARKETING, LLC	221045	221045	Max	Max		Aug-25	20,000	\$32,016
557	LTF	Mainline	FT	STANCHION GAS MARKETING, LLC	221045	221045	Max	Max		Sep-25	20,000	\$32,016
558	LTF	Mainline	FT	STANCHION GAS MARKETING, LLC	221045	221045	Max	Max		Oct-25	20,000	\$32,016
559	LTF	Mainline	FT	STANCHION GAS MARKETING, LLC	221045	221045	Max	Max		Nov-25	20,000	\$32,016
560	LTF	Mainline	FT	STANCHION GAS MARKETING, LLC	221045	221045	Max	Max		Dec-25	20,000	\$32,016
561	LTF	Mainline	FT	STANCHION GAS MARKETING, LLC	221045 Total						240,000	\$384,192
562	LTF	Mainline	FT	CITADEL ENERGY MARKETING LLC	221109	221109	Neg	Disc	\$1.6008	Oct-25	190,000	\$304,152
563	LTF	Mainline	FT	CITADEL ENERGY MARKETING LLC	221109	221109	Neg	Disc	\$1.6008	Nov-25	190,000	\$304,152
564	LTF	Mainline	FT	CITADEL ENERGY MARKETING LLC	221109	221109	Neg	Disc	\$1.6008	Dec-25	190,000	\$304,152
565	LTF	Mainline	FT	CITADEL ENERGY MARKETING LLC	221109 Total						570,000	\$912,456
566	LTF	Mainline	FT	ROCKY MOUNTAIN MIDSTREAM LLC	221179	221179	Max	Max		Jan-25	75,000	\$120,060
567	LTF	Mainline	FT	ROCKY MOUNTAIN MIDSTREAM LLC	221179	221179	Max	Max		Feb-25	75,000	\$120,060
568	LTF	Mainline	FT	ROCKY MOUNTAIN MIDSTREAM LLC	221179	221179	Max	Max		Mar-25	75,000	\$120,060
569	LTF	Mainline	FT	ROCKY MOUNTAIN MIDSTREAM LLC	221179	221179	Max	Max		Apr-25	75,000	\$120,060
570	LTF	Mainline	FT	ROCKY MOUNTAIN MIDSTREAM LLC	221179	221179	Max	Max		May-25	75,000	\$120,060
571	LTF	Mainline	FT	ROCKY MOUNTAIN MIDSTREAM LLC	221179	221179	Max	Max		Jun-25	75,000	\$120,060
572	LTF	Mainline	FT	ROCKY MOUNTAIN MIDSTREAM LLC	221179	221179	Max	Max		Jul-25	75,000	\$120,060
573	LTF	Mainline	FT	ROCKY MOUNTAIN MIDSTREAM LLC	221179	221179	Max	Max		Aug-25	75,000	\$120,060
574	LTF	Mainline	FT	ROCKY MOUNTAIN MIDSTREAM LLC	221179	221179	Max	Max		Sep-25	75,000	\$120,060
575	LTF	Mainline	FT	ROCKY MOUNTAIN MIDSTREAM LLC	221179	221179	Max	Max		Oct-25	75,000	\$120,060
576	LTF	Mainline	FT	ROCKY MOUNTAIN MIDSTREAM LLC	221179	221179	Max	Max		Nov-25	75,000	\$120,060
577	LTF	Mainline	FT	ROCKY MOUNTAIN MIDSTREAM LLC	221179	221179	Max	Max		Dec-25	75,000	\$120,060
578	LTF	Mainline	FT	ROCKY MOUNTAIN MIDSTREAM LLC	221179 Total						900,000	\$1,440,720
579	LTF	Mainline	FT	SOUTHWEST ENERGY, L.P.	221333	221333	Max	Max		Apr-25	25,000	\$40,020
580	LTF	Mainline	FT	SOUTHWEST ENERGY, L.P.	221333	221333	Max	Max		May-25	25,000	\$40,020
581	LTF	Mainline	FT	SOUTHWEST ENERGY, L.P.	221333	221333	Max	Max		Jun-25	25,000	\$40,020
582	LTF	Mainline	FT	SOUTHWEST ENERGY, L.P.	221333	221333	Max	Max		Jul-25	25,000	\$40,020
583	LTF	Mainline	FT	SOUTHWEST ENERGY, L.P.	221333	221333	Max	Max		Aug-25	25,000	\$40,020
584	LTF	Mainline	FT	SOUTHWEST ENERGY, L.P.	221333	221333	Max	Max		Sep-25	25,000	\$40,020
585	LTF	Mainline	FT	SOUTHWEST ENERGY, L.P.	221333	221333	Max	Max		Oct-25	25,000	\$40,020
586	LTF	Mainline	FT	SOUTHWEST ENERGY, L.P.	221333	221333	Max	Max		Nov-25	25,000	\$40,020
587	LTF	Mainline	FT	SOUTHWEST ENERGY, L.P.	221333	221333	Max	Max		Dec-25	25,000	\$40,020
588	LTF	Mainline	FT	SOUTHWEST ENERGY, L.P.	221333 Total						225,000	\$360,180
589	Mainline Long-Term Firm Total										26,738,376	\$27,569,619
590	LTF	Medicine Bow	FT	EOG RESOURCES, INC.	214934	214934	Max	Max		Jan-25	180,000	\$492,210
591	LTF	Medicine Bow	FT	EOG RESOURCES, INC.	214934	214934	Max	Max		Feb-25	180,000	\$492,210
592	LTF	Medicine Bow	FT	EOG RESOURCES, INC.	214934	214934	Max	Max		Mar-25	180,000	\$492,210
593	LTF	Medicine Bow	FT	EOG RESOURCES, INC.	214934	214934	Max	Max		Apr-25	180,000	\$492,210
594	LTF	Medicine Bow	FT	EOG RESOURCES, INC.	214934	214934	Max	Max		May-25	180,000	\$492,210
595	LTF	Medicine Bow	FT	EOG RESOURCES, INC.	214934	214934	Max	Max		Jun-25	180,000	\$492,210
596	LTF	Medicine Bow	FT	EOG RESOURCES, INC.	214934	214934	Max	Max		Jul-25	180,000	\$492,210
597	LTF	Medicine Bow	FT	EOG RESOURCES, INC.	214934	214934	Max	Max		Aug-25	180,000	\$492,210
598	LTF	Medicine Bow	FT	EOG RESOURCES, INC.	214934	214934	Max	Max		Sep-25	180,000	\$492,210
599	LTF	Medicine Bow	FT	EOG RESOURCES, INC.	214934	214934	Max	Max		Oct-25	180,000	\$492,210
600	LTF	Medicine Bow	FT	EOG RESOURCES, INC.	214934	214934	Max	Max		Nov-25	180,000	\$492,210
601	LTF	Medicine Bow	FT	EOG RESOURCES, INC.	214934	214934	Max	Max		Dec-25	180,000	\$492,210
602	LTF	Medicine Bow	FT	EOG RESOURCES, INC.	214934 Total						2,160,000	\$5,906,520
603	LTF	Medicine Bow	FT	TALLGRASS INTERSTATE GAS TRANSMISSION, LLC	215908	215908	Max	Max		Jan-25	17,645	\$48,250
604	LTF	Medicine Bow	FT	TALLGRASS INTERSTATE GAS TRANSMISSION, LLC	215908	215908	Max	Max		Feb-25	17,645	\$48,250
605	LTF	Medicine Bow	FT	TALLGRASS INTERSTATE GAS TRANSMISSION, LLC	215908	215908	Max	Max		Mar-25	17,645	\$48,250
606	LTF	Medicine Bow	FT	TALLGRASS INTERSTATE GAS TRANSMISSION, LLC	215908	215908	Max	Max		Apr-25	17,645	\$48,250
607	LTF	Medicine Bow	FT	TALLGRASS INTERSTATE GAS TRANSMISSION, LLC	215908	215908	Max	Max		May-25	17,645	\$48,250
608	LTF	Medicine Bow	FT	TALLGRASS INTERSTATE GAS TRANSMISSION, LLC	215908	215908	Max	Max		Jun-25	17,645	\$48,250
609	LTF	Medicine Bow	FT	TALLGRASS INTERSTATE GAS TRANSMISSION, LLC	215908	215908	Max	Max		Jul-25	17,645	\$48,250
610	LTF	Medicine Bow	FT	TALLGRASS INTERSTATE GAS TRANSMISSION, LLC	215908	215908	Max	Max		Aug-25	17,645	\$48,250
611	LTF	Medicine Bow	FT	TALLGRASS INTERSTATE GAS TRANSMISSION, LLC	215908	215908	Max	Max		Sep-25	17,645	\$48,250
612	LTF	Medicine Bow	FT	TALLGRASS INTERSTATE GAS TRANSMISSION, LLC	215908	215908	Max	Max		Oct-25	17,645	\$48,250
613	LTF	Medicine Bow	FT	TALLGRASS INTERSTATE GAS TRANSMISSION, LLC	215908	215908	Max	Max		Nov-25	17,645	\$48,250
614	LTF	Medicine Bow	FT	TALLGRASS INTERSTATE GAS TRANSMISSION, LLC	215908	215908	Max	Max		Dec-25	17,645	\$48,250
615	LTF	Medicine Bow	FT	TALLGRASS INTERSTATE GAS TRANSMISSION, LLC	215908 Total						211,740	\$579,003
616	LTF	Medicine Bow	FT	BLACK HILLS SERVICE COMPANY, LLC	215933	215933	Neg	Disc	\$0.9125	Jan-25	60,000	\$54,750
617	LTF	Medicine Bow	FT	BLACK HILLS SERVICE COMPANY, LLC	215933	215933	Neg	Disc	\$0.9125	Feb-25	60,000	\$54,750
618	LTF	Medicine Bow	FT	BLACK HILLS SERVICE COMPANY, LLC	215933	215933	Neg	Disc	\$0.9125	Mar-25	60,000	\$54,750
619	LTF	Medicine Bow	FT	BLACK HILLS SERVICE COMPANY, LLC	215933	215933	Neg	Disc	\$0.9125	Apr-25	60,000	\$54,750
620	LTF	Medicine Bow	FT	BLACK HILLS SERVICE COMPANY, LLC	215933	215933	Neg	Disc	\$0.9125	May-25	60,000	\$54,750
621	LTF	Medicine Bow	FT	BLACK HILLS SERVICE COMPANY, LLC	215933	215933	Neg	Disc	\$0.9125	Jun-25	60,000	\$54,750
622	LTF	Medicine Bow	FT	BLACK HILLS SERVICE COMPANY, LLC	215933	215933	Neg	Disc	\$0.9125	Jul-25	60,000	\$54,750
623	LTF	Medicine Bow	FT	BLACK HILLS SERVICE COMPANY, LLC	215933	215933	Neg	Disc	\$0.9125	Aug-25	60,000	\$54,750
624	LTF	Medicine Bow	FT	BLACK HILLS SERVICE COMPANY, LLC	215933	215933	Neg	Disc	\$0.9125	Sep-25	60,000	\$54,750
625	LTF	Medicine Bow	FT	BLACK HILLS SERVICE COMPANY, LLC	215933	215933	Neg	Disc	\$0.9125	Oct-25	60,000	\$54,750
626	LTF	Medicine Bow	FT	BLACK HILLS SERVICE COMPANY, LLC	215933	215933	Neg	Disc	\$0.9125	Nov-25	60,000	\$54,750
627	LTF	Medicine Bow	FT	BLACK HILLS SERVICE COMPANY, LLC	215933	215933	Neg	Disc	\$0.9125	Dec-25	60,000	\$54,750
628	LTF	Medicine Bow	FT	BLACK HILLS SERVICE COMPANY, LLC	215933 Total						720,000	\$657,000

Line No.	LTF-STF	Mainline/Lateral	Rate Sched	Company Name	Agmt No.	Legacy Agmt No.	Rate Type	Rate Type Treatment	Neg/Disc Contract Rate	Month/Year	Billed Dth	Amounts
(a)	(b)	(c)	(d)	(e)	(f)	(g)	(h)	(i)	(j)	(l)	(m)	(n)
629	LTF	Medicine Bow	FT	MIECO LLC	218673	218673	Max	Max		Jan-25	6,000	\$16,407
630	LTF	Medicine Bow	FT	MIECO LLC	218673	218673	Max	Max		Feb-25	6,000	\$16,407
631	LTF	Medicine Bow	FT	MIECO LLC	218673	218673	Max	Max		Mar-25	6,000	\$16,407
632	LTF	Medicine Bow	FT	MIECO LLC	218673	218673	Max	Max		Apr-25	6,000	\$16,407
633	LTF	Medicine Bow	FT	MIECO LLC	218673	218673	Max	Max		May-25	6,000	\$16,407
634	LTF	Medicine Bow	FT	MIECO LLC	218673	218673	Max	Max		Jun-25	6,000	\$16,407
635	LTF	Medicine Bow	FT	MIECO LLC	218673	218673	Max	Max		Jul-25	6,000	\$16,407
636	LTF	Medicine Bow	FT	MIECO LLC	218673	218673	Max	Max		Aug-25	6,000	\$16,407
637	LTF	Medicine Bow	FT	MIECO LLC	218673	218673	Max	Max		Sep-25	6,000	\$16,407
638	LTF	Medicine Bow	FT	MIECO LLC	218673	218673	Max	Max		Oct-25	6,000	\$16,407
639	LTF	Medicine Bow	FT	MIECO LLC	218673	218673	Max	Max		Nov-25	6,000	\$16,407
640	LTF	Medicine Bow	FT	MIECO LLC	218673	218673	Max	Max		Dec-25	6,000	\$16,407
641	LTF	Medicine Bow	FT	MIECO LLC	218673 Total						72,000	\$196,884
642	LTF	Medicine Bow	FT	CONTINENTAL RESOURCES, INC.	219334	219334	Max	Max		Jan-25	60,000	\$164,070
643	LTF	Medicine Bow	FT	CONTINENTAL RESOURCES, INC.	219334	219334	Max	Max		Feb-25	60,000	\$164,070
644	LTF	Medicine Bow	FT	CONTINENTAL RESOURCES, INC.	219334	219334	Max	Max		Mar-25	60,000	\$164,070
645	LTF	Medicine Bow	FT	CONTINENTAL RESOURCES, INC.	219334	219334	Max	Max		Apr-25	60,000	\$164,070
646	LTF	Medicine Bow	FT	CONTINENTAL RESOURCES, INC.	219334	219334	Max	Max		May-25	60,000	\$164,070
647	LTF	Medicine Bow	FT	CONTINENTAL RESOURCES, INC.	219334	219334	Max	Max		Jun-25	60,000	\$164,070
648	LTF	Medicine Bow	FT	CONTINENTAL RESOURCES, INC.	219334	219334	Max	Max		Jul-25	60,000	\$164,070
649	LTF	Medicine Bow	FT	CONTINENTAL RESOURCES, INC.	219334	219334	Max	Max		Aug-25	60,000	\$164,070
650	LTF	Medicine Bow	FT	CONTINENTAL RESOURCES, INC.	219334	219334	Max	Max		Sep-25	60,000	\$164,070
651	LTF	Medicine Bow	FT	CONTINENTAL RESOURCES, INC.	219334	219334	Max	Max		Oct-25	60,000	\$164,070
652	LTF	Medicine Bow	FT	CONTINENTAL RESOURCES, INC.	219334	219334	Max	Max		Nov-25	60,000	\$164,070
653	LTF	Medicine Bow	FT	CONTINENTAL RESOURCES, INC.	219334	219334	Max	Max		Dec-25	60,000	\$164,070
654	LTF	Medicine Bow	FT	CONTINENTAL RESOURCES, INC.	219334 Total						720,000	\$1,968,840
655	LTF	Medicine Bow	FT	ONEOK ROCKIES MIDSTREAM, L.L.C.	220517	220517	Max	Max		Jan-25	92,000	\$251,574
656	LTF	Medicine Bow	FT	ONEOK ROCKIES MIDSTREAM, L.L.C.	220517	220517	Max	Max		Feb-25	92,000	\$251,574
657	LTF	Medicine Bow	FT	ONEOK ROCKIES MIDSTREAM, L.L.C.	220517	220517	Max	Max		Mar-25	91,844	\$251,147
658	LTF	Medicine Bow	FT	ONEOK ROCKIES MIDSTREAM, L.L.C.	220517	220517	Max	Max		Apr-25	91,844	\$251,147
659	LTF	Medicine Bow	FT	ONEOK ROCKIES MIDSTREAM, L.L.C.	220517	220517	Max	Max		May-25	91,844	\$251,147
660	LTF	Medicine Bow	FT	ONEOK ROCKIES MIDSTREAM, L.L.C.	220517	220517	Max	Max		Jun-25	91,752	\$250,896
661	LTF	Medicine Bow	FT	ONEOK ROCKIES MIDSTREAM, L.L.C.	220517	220517	Max	Max		Jul-25	91,752	\$250,896
662	LTF	Medicine Bow	FT	ONEOK ROCKIES MIDSTREAM, L.L.C.	220517	220517	Max	Max		Aug-25	91,752	\$250,896
663	LTF	Medicine Bow	FT	ONEOK ROCKIES MIDSTREAM, L.L.C.	220517	220517	Max	Max		Sep-25	91,862	\$251,197
664	LTF	Medicine Bow	FT	ONEOK ROCKIES MIDSTREAM, L.L.C.	220517	220517	Max	Max		Oct-25	91,862	\$251,197
665	LTF	Medicine Bow	FT	ONEOK ROCKIES MIDSTREAM, L.L.C.	220517	220517	Max	Max		Nov-25	91,862	\$251,197
666	LTF	Medicine Bow	FT	ONEOK ROCKIES MIDSTREAM, L.L.C.	220517	220517	Max	Max		Dec-25	91,926	\$251,372
667	LTF	Medicine Bow	FT	ONEOK ROCKIES MIDSTREAM, L.L.C.	220517 Total						1,102,300	\$3,014,239
668	LTF	Medicine Bow	FT	ANADARKO ENERGY SERVICES COMPANY	220996	220996	Max	Max		Jan-25	25,000	\$68,363
669	LTF	Medicine Bow	FT	ANADARKO ENERGY SERVICES COMPANY	220996	220996	Max	Max		Feb-25	25,000	\$68,363
670	LTF	Medicine Bow	FT	ANADARKO ENERGY SERVICES COMPANY	220996	220996	Max	Max		Mar-25	25,000	\$68,363
671	LTF	Medicine Bow	FT	ANADARKO ENERGY SERVICES COMPANY	220996	220996	Max	Max		Apr-25	25,000	\$68,363
672	LTF	Medicine Bow	FT	ANADARKO ENERGY SERVICES COMPANY	220996	220996	Max	Max		May-25	25,000	\$68,363
673	LTF	Medicine Bow	FT	ANADARKO ENERGY SERVICES COMPANY	220996	220996	Max	Max		Jun-25	20,000	\$54,690
674	LTF	Medicine Bow	FT	ANADARKO ENERGY SERVICES COMPANY	220996	220996	Max	Max		Jul-25	20,000	\$54,690
675	LTF	Medicine Bow	FT	ANADARKO ENERGY SERVICES COMPANY	220996	220996	Max	Max		Aug-25	20,000	\$54,690
676	LTF	Medicine Bow	FT	ANADARKO ENERGY SERVICES COMPANY	220996	220996	Max	Max		Sep-25	20,000	\$54,690
677	LTF	Medicine Bow	FT	ANADARKO ENERGY SERVICES COMPANY	220996	220996	Max	Max		Oct-25	20,000	\$54,690
678	LTF	Medicine Bow	FT	ANADARKO ENERGY SERVICES COMPANY	220996	220996	Max	Max		Nov-25	20,000	\$54,690
679	LTF	Medicine Bow	FT	ANADARKO ENERGY SERVICES COMPANY	220996	220996	Max	Max		Dec-25	20,000	\$54,690
680	LTF	Medicine Bow	FT	ANADARKO ENERGY SERVICES COMPANY	220996 Total						265,000	\$724,643
681	LTF	Medicine Bow	FT	TENASKA MARKETING VENTURES	221337	221337	Max	Max		Apr-25	25,000	\$68,363
682	LTF	Medicine Bow	FT	TENASKA MARKETING VENTURES	221337	221337	Max	Max		May-25	25,000	\$68,363
683	LTF	Medicine Bow	FT	TENASKA MARKETING VENTURES	221337	221337	Max	Max		Jun-25	25,000	\$68,363
684	LTF	Medicine Bow	FT	TENASKA MARKETING VENTURES	221337	221337	Max	Max		Jul-25	25,000	\$68,363
685	LTF	Medicine Bow	FT	TENASKA MARKETING VENTURES	221337	221337	Max	Max		Aug-25	25,000	\$68,363
686	LTF	Medicine Bow	FT	TENASKA MARKETING VENTURES	221337	221337	Max	Max		Sep-25	25,000	\$68,363
687	LTF	Medicine Bow	FT	TENASKA MARKETING VENTURES	221337	221337	Max	Max		Oct-25	25,000	\$68,363
688	LTF	Medicine Bow	FT	TENASKA MARKETING VENTURES	221337	221337	Max	Max		Nov-25	25,000	\$68,363
689	LTF	Medicine Bow	FT	TENASKA MARKETING VENTURES	221337	221337	Max	Max		Dec-25	25,000	\$68,363
690	LTF	Medicine Bow	FT	TENASKA MARKETING VENTURES	221337 Total						225,000	\$615,263
691	LTF	Medicine Bow	FT	TENASKA MARKETING VENTURES	221436	221436	Max	Max		Apr-25	30,000	\$82,035
692	LTF	Medicine Bow	FT	TENASKA MARKETING VENTURES	221436	221436	Max	Max		May-25	30,000	\$82,035
693	LTF	Medicine Bow	FT	TENASKA MARKETING VENTURES	221436	221436	Max	Max		Jun-25	30,000	\$82,035
694	LTF	Medicine Bow	FT	TENASKA MARKETING VENTURES	221436	221436	Max	Max		Jul-25	30,000	\$82,035
695	LTF	Medicine Bow	FT	TENASKA MARKETING VENTURES	221436	221436	Max	Max		Aug-25	30,000	\$82,035
696	LTF	Medicine Bow	FT	TENASKA MARKETING VENTURES	221436	221436	Max	Max		Sep-25	30,000	\$82,035
697	LTF	Medicine Bow	FT	TENASKA MARKETING VENTURES	221436	221436	Max	Max		Oct-25	30,000	\$82,035
698	LTF	Medicine Bow	FT	TENASKA MARKETING VENTURES	221436	221436	Max	Max		Nov-25	30,000	\$82,035
699	LTF	Medicine Bow	FT	TENASKA MARKETING VENTURES	221436	221436	Max	Max		Dec-25	30,000	\$82,035
700	LTF	Medicine Bow	FT	TENASKA MARKETING VENTURES	221436 Total						270,000	\$738,315
701	LTF	Medicine Bow	FT	MIECO LLC	221655	221655	Max	Max		Jul-25	50,000	\$136,725
702	LTF	Medicine Bow	FT	MIECO LLC	221655	221655	Max	Max		Aug-25	50,000	\$136,725
703	LTF	Medicine Bow	FT	MIECO LLC	221655	221655	Max	Max		Sep-25	50,000	\$136,725
704	LTF	Medicine Bow	FT	MIECO LLC	221655	221655	Max	Max		Oct-25	50,000	\$136,725
705	LTF	Medicine Bow	FT	MIECO LLC	221655	221655	Max	Max		Nov-25	50,000	\$136,725
706	LTF	Medicine Bow	FT	MIECO LLC	221655	221655	Max	Max		Dec-25	50,000	\$136,725
707	LTF	Medicine Bow	FT	MIECO LLC	221655 Total						300,000	\$820,350
708	LTF	Medicine Bow	FT	TENASKA MARKETING VENTURES	221777	221777	Max	Max		Nov-25	20,000	\$54,690
709	LTF	Medicine Bow	FT	TENASKA MARKETING VENTURES	221777	221777	Max	Max		Dec-25	20,000	\$54,690
710	LTF	Medicine Bow	FT	TENASKA MARKETING VENTURES	221777 Total						40,000	\$109,380
711	Medicine Bow Long-Term Firm Total										6,086,040	\$15,330,436

Line No.	LTF-STF	Mainline/Lateral	Rate Sched	Company Name	Agmt No.	Legacy Agmt No.	Rate Type	Rate Type Treatment	Neg/Disc Contract Rate	Month/Year	Billed Dth	Amounts
(a)	(b)	(c)	(d)	(e)	(f)	(g)	(h)	(i)	(j)	(l)	(m)	(n)
712	LTF	Pieoance	FT	CITADEL ENERGY MARKETING LLC	217882	217882	Disc	Disc	\$1.5208	Jan-25	63,000	\$95,810
713	LTF	Pieoance	FT	CITADEL ENERGY MARKETING LLC	217882	217882	Disc	Disc	\$1.5208	Feb-25	63,000	\$95,810
714	LTF	Pieoance	FT	CITADEL ENERGY MARKETING LLC	217882	217882	Disc	Disc	\$1.5208	Mar-25	63,000	\$95,810
715	LTF	Pieoance	FT	CITADEL ENERGY MARKETING LLC	217882	217882	Disc	Disc	\$1.5208	Apr-25	63,000	\$95,810
716	LTF	Pieoance	FT	CITADEL ENERGY MARKETING LLC	217882	217882	Disc	Disc	\$1.5208	May-25	63,000	\$95,810
717	LTF	Pieoance	FT	CITADEL ENERGY MARKETING LLC	217882	217882	Disc	Disc	\$1.5208	Jun-25	63,000	\$95,810
718	LTF	Pieoance	FT	CITADEL ENERGY MARKETING LLC	217882	217882	Disc	Disc	\$1.5208	Jul-25	63,000	\$95,810
719	LTF	Pieoance	FT	CITADEL ENERGY MARKETING LLC	217882	217882	Disc	Disc	\$1.5208	Aug-25	63,000	\$95,810
720	LTF	Pieoance	FT	CITADEL ENERGY MARKETING LLC	217882	217882	Disc	Disc	\$1.5208	Sep-25	63,000	\$95,810
721	LTF	Pieoance	FT	CITADEL ENERGY MARKETING LLC	217882	217882	Disc	Disc	\$1.5208	Oct-25	63,000	\$95,810
722	LTF	Pieoance	FT	CITADEL ENERGY MARKETING LLC	217882	217882	Disc	Disc	\$1.5208	Nov-25	63,000	\$95,810
723	LTF	Pieoance	FT	CITADEL ENERGY MARKETING LLC	217882	217882	Disc	Disc	\$1.5208	Dec-25	63,000	\$95,810
724	LTF	Pieoance	FT	CITADEL ENERGY MARKETING LLC	217882 Total						756,000	\$1,149,725
725	LTF	Pieoance	FT	CITADEL ENERGY MARKETING LLC	218314	218314	Neg	Disc	\$3.1908	Jan-25	190,000	\$606,252
726	LTF	Pieoance	FT	CITADEL ENERGY MARKETING LLC	218314	218314	Neg	Disc	\$3.1908	Feb-25	190,000	\$606,252
727	LTF	Pieoance	FT	CITADEL ENERGY MARKETING LLC	218314	218314	Neg	Disc	\$3.1908	Mar-25	190,000	\$606,252
728	LTF	Pieoance	FT	CITADEL ENERGY MARKETING LLC	218314	218314	Neg	Disc	\$3.1908	Apr-25	190,000	\$606,252
729	LTF	Pieoance	FT	CITADEL ENERGY MARKETING LLC	218314	218314	Neg	Disc	\$3.1908	May-25	190,000	\$606,252
730	LTF	Pieoance	FT	CITADEL ENERGY MARKETING LLC	218314	218314	Neg	Disc	\$3.1908	Jun-25	190,000	\$606,252
731	LTF	Pieoance	FT	CITADEL ENERGY MARKETING LLC	218314	218314	Neg	Disc	\$3.1908	Jul-25	190,000	\$606,252
732	LTF	Pieoance	FT	CITADEL ENERGY MARKETING LLC	218314	218314	Neg	Disc	\$3.1908	Aug-25	190,000	\$606,252
733	LTF	Pieoance	FT	CITADEL ENERGY MARKETING LLC	218314	218314	Neg	Disc	\$3.1908	Sep-25	190,000	\$606,252
734	LTF	Pieoance	FT	CITADEL ENERGY MARKETING LLC	218314 Total						1,710,000	\$5,456,268
735	LTF	Pieoance	FT	HARTREE PARTNERS, LP	218485	218485	Neg	Disc	\$3.3976	Jan-25	70,000	\$237,832
736	LTF	Pieoance	FT	HARTREE PARTNERS, LP	218485	218485	Neg	Disc	\$3.3976	Feb-25	70,000	\$237,832
737	LTF	Pieoance	FT	HARTREE PARTNERS, LP	218485	218485	Neg	Disc	\$3.3976	Mar-25	70,000	\$237,832
738	LTF	Pieoance	FT	HARTREE PARTNERS, LP	218485 Total						210,000	\$713,496
739	LTF	Pieoance	FT	NRG BUSINESS MARKETING LLC	219182	219182	Neg	Disc	\$3.0387	Jan-25	12,500	\$37,984
740	LTF	Pieoance	FT	NRG BUSINESS MARKETING LLC	219182	219182	Neg	Disc	\$3.0387	Feb-25	12,500	\$37,984
741	LTF	Pieoance	FT	NRG BUSINESS MARKETING LLC	219182	219182	Neg	Disc	\$3.0387	Mar-25	12,500	\$37,984
742	LTF	Pieoance	FT	NRG BUSINESS MARKETING LLC	219182	219182	Neg	Disc	\$3.0387	Apr-25	12,500	\$37,984
743	LTF	Pieoance	FT	NRG BUSINESS MARKETING LLC	219182	219182	Neg	Disc	\$3.0387	May-25	12,500	\$37,984
744	LTF	Pieoance	FT	NRG BUSINESS MARKETING LLC	219182	219182	Neg	Disc	\$3.0387	Jun-25	12,500	\$37,984
745	LTF	Pieoance	FT	NRG BUSINESS MARKETING LLC	219182	219182	Neg	Disc	\$3.0387	Jul-25	12,500	\$37,984
746	LTF	Pieoance	FT	NRG BUSINESS MARKETING LLC	219182	219182	Neg	Disc	\$3.0387	Aug-25	12,500	\$37,984
747	LTF	Pieoance	FT	NRG BUSINESS MARKETING LLC	219182	219182	Neg	Disc	\$3.0387	Sep-25	12,500	\$37,984
748	LTF	Pieoance	FT	NRG BUSINESS MARKETING LLC	219182	219182	Neg	Disc	\$3.0387	Oct-25	12,500	\$37,984
749	LTF	Pieoance	FT	NRG BUSINESS MARKETING LLC	219182	219182	Neg	Disc	\$3.0387	Nov-25	12,500	\$37,984
750	LTF	Pieoance	FT	NRG BUSINESS MARKETING LLC	219182	219182	Neg	Disc	\$3.0387	Dec-25	12,500	\$37,984
751	LTF	Pieoance	FT	NRG BUSINESS MARKETING LLC	219182 Total						150,000	\$455,805
752	LTF	Pieoance	FT	NRG BUSINESS MARKETING LLC	219183	219183	Neg	Disc	\$3.0387	Jan-25	20,000	\$60,774
753	LTF	Pieoance	FT	NRG BUSINESS MARKETING LLC	219183	219183	Neg	Disc	\$3.0387	Feb-25	20,000	\$60,774
754	LTF	Pieoance	FT	NRG BUSINESS MARKETING LLC	219183	219183	Neg	Disc	\$3.0387	Mar-25	20,000	\$60,774
755	LTF	Pieoance	FT	NRG BUSINESS MARKETING LLC	219183	219183	Neg	Disc	\$3.0387	Apr-25	20,000	\$60,774
756	LTF	Pieoance	FT	NRG BUSINESS MARKETING LLC	219183	219183	Neg	Disc	\$3.0387	May-25	20,000	\$60,774
757	LTF	Pieoance	FT	NRG BUSINESS MARKETING LLC	219183	219183	Neg	Disc	\$3.0387	Jun-25	20,000	\$60,774
758	LTF	Pieoance	FT	NRG BUSINESS MARKETING LLC	219183	219183	Neg	Disc	\$3.0387	Jul-25	20,000	\$60,774
759	LTF	Pieoance	FT	NRG BUSINESS MARKETING LLC	219183	219183	Neg	Disc	\$3.0387	Aug-25	20,000	\$60,774
760	LTF	Pieoance	FT	NRG BUSINESS MARKETING LLC	219183	219183	Neg	Disc	\$3.0387	Sep-25	20,000	\$60,774
761	LTF	Pieoance	FT	NRG BUSINESS MARKETING LLC	219183	219183	Neg	Disc	\$3.0387	Oct-25	20,000	\$60,774
762	LTF	Pieoance	FT	NRG BUSINESS MARKETING LLC	219183	219183	Neg	Disc	\$3.0387	Nov-25	20,000	\$60,774
763	LTF	Pieoance	FT	NRG BUSINESS MARKETING LLC	219183	219183	Neg	Disc	\$3.0387	Dec-25	20,000	\$60,774
764	LTF	Pieoance	FT	NRG BUSINESS MARKETING LLC	219183 Total						240,000	\$729,288
765	LTF	Pieoance	FT	NRG BUSINESS MARKETING LLC	219188	219188	Disc	Disc	\$0.6083	Jan-25	12,500	\$7,604
766	LTF	Pieoance	FT	NRG BUSINESS MARKETING LLC	219188	219188	Disc	Disc	\$0.6083	Feb-25	12,500	\$7,604
767	LTF	Pieoance	FT	NRG BUSINESS MARKETING LLC	219188	219188	Disc	Disc	\$0.6083	Mar-25	12,500	\$7,604
768	LTF	Pieoance	FT	NRG BUSINESS MARKETING LLC	219188	219188	Disc	Disc	\$0.6083	Apr-25	12,500	\$7,604
769	LTF	Pieoance	FT	NRG BUSINESS MARKETING LLC	219188	219188	Disc	Disc	\$0.6083	May-25	12,500	\$7,604
770	LTF	Pieoance	FT	NRG BUSINESS MARKETING LLC	219188	219188	Disc	Disc	\$0.6083	Jun-25	12,500	\$7,604
771	LTF	Pieoance	FT	NRG BUSINESS MARKETING LLC	219188	219188	Disc	Disc	\$0.6083	Jul-25	12,500	\$7,604
772	LTF	Pieoance	FT	NRG BUSINESS MARKETING LLC	219188	219188	Disc	Disc	\$0.6083	Aug-25	12,500	\$7,604
773	LTF	Pieoance	FT	NRG BUSINESS MARKETING LLC	219188	219188	Disc	Disc	\$0.6083	Sep-25	12,500	\$7,604
774	LTF	Pieoance	FT	NRG BUSINESS MARKETING LLC	219188	219188	Disc	Disc	\$0.6083	Oct-25	12,500	\$7,604
775	LTF	Pieoance	FT	NRG BUSINESS MARKETING LLC	219188	219188	Disc	Disc	\$0.6083	Nov-25	12,500	\$7,604
776	LTF	Pieoance	FT	NRG BUSINESS MARKETING LLC	219188	219188	Disc	Disc	\$0.6083	Dec-25	12,500	\$7,604
777	LTF	Pieoance	FT	NRG BUSINESS MARKETING LLC	219188 Total						150,000	\$91,245
778	LTF	Pieoance	FT	BP ENERGY COMPANY	219230	219230	Neg	Disc	\$3.0387	Jan-25	30,000	\$91,161
779	LTF	Pieoance	FT	BP ENERGY COMPANY	219230	219230	Neg	Disc	\$3.0387	Feb-25	30,000	\$91,161
780	LTF	Pieoance	FT	BP ENERGY COMPANY	219230	219230	Neg	Disc	\$3.0387	Mar-25	30,000	\$91,161
781	LTF	Pieoance	FT	BP ENERGY COMPANY	219230	219230	Neg	Disc	\$3.0387	Apr-25	30,000	\$91,161
782	LTF	Pieoance	FT	BP ENERGY COMPANY	219230	219230	Neg	Disc	\$3.0387	May-25	30,000	\$91,161
783	LTF	Pieoance	FT	BP ENERGY COMPANY	219230	219230	Neg	Disc	\$3.0387	Jun-25	30,000	\$91,161
784	LTF	Pieoance	FT	BP ENERGY COMPANY	219230	219230	Neg	Disc	\$3.0387	Jul-25	30,000	\$91,161
785	LTF	Pieoance	FT	BP ENERGY COMPANY	219230	219230	Neg	Disc	\$3.0387	Aug-25	30,000	\$91,161
786	LTF	Pieoance	FT	BP ENERGY COMPANY	219230	219230	Neg	Disc	\$3.0387	Sep-25	30,000	\$91,161
787	LTF	Pieoance	FT	BP ENERGY COMPANY	219230	219230	Neg	Disc	\$3.0387	Oct-25	30,000	\$91,161
788	LTF	Pieoance	FT	BP ENERGY COMPANY	219230	219230	Neg	Disc	\$3.0387	Nov-25	30,000	\$91,161
789	LTF	Pieoance	FT	BP ENERGY COMPANY	219230	219230	Neg	Disc	\$3.0387	Dec-25	30,000	\$91,161
790	LTF	Pieoance	FT	BP ENERGY COMPANY	219230 Total						360,000	\$1,093,932
791	LTF	Pieoance	FT	TENASKA MARKETING VENTURES	220416	220416	Max	Max		Jan-25	27,469	\$58,487
792	LTF	Pieoance	FT	TENASKA MARKETING VENTURES	220416	220416	Max	Max		Feb-25	27,469	\$58,487
793	LTF	Pieoance	FT	TENASKA MARKETING VENTURES	220416	220416	Max	Max		Mar-25	27,469	\$58,487
794	LTF	Pieoance	FT	TENASKA MARKETING VENTURES	220416 Total						82,407	\$175,461

Line No.	LTF-STF	Mainline/Lateral	Rate Sched	Company Name	Agmt No.	Legacy Agmt No.	Rate Type	Rate Type Treatment	Neg/Disc Contract Rate	Month/Year	Billed Dth	Amounts
(a)	(b)	(c)	(d)	(e)	(f)	(g)	(h)	(j)	(i)	(l)	(m)	(n)
795	LTF	Pieceance	FT	HARTREE PARTNERS, LP	220938	220938	Max	Max		Apr-25	70,000	\$300,377
796	LTF	Pieceance	FT	HARTREE PARTNERS, LP	220938	220938	Max	Max		May-25	70,000	\$300,377
797	LTF	Pieceance	FT	HARTREE PARTNERS, LP	220938	220938	Max	Max		Jun-25	70,000	\$300,377
798	LTF	Pieceance	FT	HARTREE PARTNERS, LP	220938	220938	Max	Max		Jul-25	70,000	\$300,377
799	LTF	Pieceance	FT	HARTREE PARTNERS, LP	220938	220938	Max	Max		Aug-25	70,000	\$300,377
800	LTF	Pieceance	FT	HARTREE PARTNERS, LP	220938	220938	Max	Max		Sep-25	70,000	\$300,377
801	LTF	Pieceance	FT	HARTREE PARTNERS, LP	220938	220938	Max	Max		Oct-25	70,000	\$300,377
802	LTF	Pieceance	FT	HARTREE PARTNERS, LP	220938	220938	Max	Max		Nov-25	70,000	\$300,377
803	LTF	Pieceance	FT	HARTREE PARTNERS, LP	220938	220938	Max	Max		Dec-25	70,000	\$300,377
804	LTF	Pieceance	FT	HARTREE PARTNERS, LP	220938 Total						630,000	\$2,703,393
805	LTF	Pieceance	FT	CITADEL ENERGY MARKETING LLC	221110	221110	Neg	Disc	\$1.5930	Oct-25	190,000	\$302,670
806	LTF	Pieceance	FT	CITADEL ENERGY MARKETING LLC	221110	221110	Neg	Disc	\$1.5930	Nov-25	190,000	\$302,670
807	LTF	Pieceance	FT	CITADEL ENERGY MARKETING LLC	221110	221110	Neg	Disc	\$1.5930	Dec-25	190,000	\$302,670
808	LTF	Pieceance	FT	CITADEL ENERGY MARKETING LLC	221110 Total						570,000	\$908,010
809	Pieceance Long-Term Firm Total										4,858,407	\$13,476,623
810	LTF	Kanda	FT	MIECO LLC	220454	220454	Max	Max		Jan-25	20,000	\$88,080
811	LTF	Kanda	FT	MIECO LLC	220454	220454	Max	Max		Feb-25	20,000	\$88,080
812	LTF	Kanda	FT	MIECO LLC	220454	220454	Max	Max		Mar-25	20,000	\$88,080
813	LTF	Kanda	FT	MIECO LLC	220454	220454	Max	Max		Apr-25	20,000	\$88,080
814	LTF	Kanda	FT	MIECO LLC	220454	220454	Max	Max		May-25	20,000	\$88,080
815	LTF	Kanda	FT	MIECO LLC	220454	220454	Max	Max		Jun-25	20,000	\$88,080
816	LTF	Kanda	FT	MIECO LLC	220454	220454	Max	Max		Jul-25	20,000	\$88,080
817	LTF	Kanda	FT	MIECO LLC	220454	220454	Max	Max		Aug-25	20,000	\$88,080
818	LTF	Kanda	FT	MIECO LLC	220454	220454	Max	Max		Sep-25	20,000	\$88,080
819	LTF	Kanda	FT	MIECO LLC	220454	220454	Max	Max		Oct-25	20,000	\$88,080
820	LTF	Kanda	FT	MIECO LLC	220454	220454	Max	Max		Nov-25	20,000	\$88,080
821	LTF	Kanda	FT	MIECO LLC	220454	220454	Max	Max		Dec-25	20,000	\$88,080
822	LTF	Kanda	FT	MIECO LLC	220454 Total						240,000	\$1,056,960
823	Kanda Long-Term Firm Total										240,000	\$1,056,960
824	Total Long-Term Firm Reservation Billed on WIC System										37,922,823	\$57,433,638
825	STF	Mainline	FT	SPOTLIGHT ENERGY, LLC	221312	221312	Max			Jan-25	100,000	\$160,080
826	STF	Mainline	FT	SPOTLIGHT ENERGY, LLC	221312 Total						100,000	\$160,080
827	STF	Mainline	FT	CITADEL ENERGY MARKETING LLC	221314	221314	Max			Jan-25	100,000	\$160,080
828	STF	Mainline	FT	CITADEL ENERGY MARKETING LLC	221314	221314	Max			Feb-25	100,000	\$160,080
829	STF	Mainline	FT	CITADEL ENERGY MARKETING LLC	221314 Total						200,000	\$320,160
830	STF	Mainline	FT	DXT COMMODITIES NORTH AMERICA INC.	221315	221315	Max			Jan-25	30,000	\$48,024
831	STF	Mainline	FT	DXT COMMODITIES NORTH AMERICA INC.	221315 Total						30,000	\$48,024
832	STF	Mainline	FT	CONOCOPHILLIPS COMPANY	221316	221316	Max			Jan-25	46,352	\$74,200
833	STF	Mainline	FT	CONOCOPHILLIPS COMPANY	221316 Total						46,352	\$74,200
834	STF	Mainline	FT	ECO-ENERGY NATURAL GAS, LLC	221320	221320	Max			Jan-25	19,300	\$30,895
835	STF	Mainline	FT	ECO-ENERGY NATURAL GAS, LLC	221320	221320	Max			Feb-25	19,300	\$30,895
836	STF	Mainline	FT	ECO-ENERGY NATURAL GAS, LLC	221320 Total						38,600	\$61,791
837	STF	Mainline	FT	RADIATE ENERGY LLC	221324	221324	Max			Jan-25	5,000	\$8,004
838	STF	Mainline	FT	RADIATE ENERGY LLC	221324 Total						5,000	\$8,004
839	STF	Mainline	FT	DXT COMMODITIES NORTH AMERICA INC.	221336	221336	Max			Jan-25	7,419	\$11,877
840	STF	Mainline	FT	DXT COMMODITIES NORTH AMERICA INC.	221336 Total						7,419	\$11,877
841	STF	Mainline	FT	BP ENERGY COMPANY	221349	221349	Max			Jan-25	11,785	\$18,865
842	STF	Mainline	FT	BP ENERGY COMPANY	221349 Total						11,785	\$18,865
843	STF	Mainline	FT	MIECO LLC	221374	221374	Max			Jan-25	484	\$775
844	STF	Mainline	FT	MIECO LLC	221374	221374	Max			Feb-25	5,000	\$8,004
845	STF	Mainline	FT	MIECO LLC	221374	221374	Max			Mar-25	5,000	\$8,004
846	STF	Mainline	FT	MIECO LLC	221374 Total						10,484	\$16,783
847	STF	Mainline	FT	KOCH ENERGY SERVICES, LLC	221396	221396	Max			Feb-25	11,429	\$18,295
848	STF	Mainline	FT	KOCH ENERGY SERVICES, LLC	221396 Total						11,429	\$18,295
849	STF	Mainline	FT	CONOCOPHILLIPS COMPANY	221403	221403	Max			Feb-25	26,786	\$42,878
850	STF	Mainline	FT	CONOCOPHILLIPS COMPANY	221403 Total						26,786	\$42,878
851	STF	Mainline	FT	TENASKA MARKETING VENTURES	221405	221405	Max			Feb-25	21,429	\$34,303
852	STF	Mainline	FT	TENASKA MARKETING VENTURES	221405 Total						21,429	\$34,303
853	STF	Mainline	FT	CIMA ENERGY, LP	221407	221407	Max			Feb-25	13,393	\$21,439
854	STF	Mainline	FT	CIMA ENERGY, LP	221407 Total						13,393	\$21,439
855	STF	Mainline	FT	SPOTLIGHT ENERGY, LLC	221408	221408	Max			Feb-25	15,732	\$25,183
856	STF	Mainline	FT	SPOTLIGHT ENERGY, LLC	221408 Total						15,732	\$25,183
857	STF	Mainline	FT	NRG BUSINESS MARKETING LLC	221419	221419	Max			Feb-25	11,159	\$17,863
858	STF	Mainline	FT	NRG BUSINESS MARKETING LLC	221419 Total						11,159	\$17,863
859	STF	Mainline	FT	CARBONBETTER, LLC	221857	221857	Max			Nov-25	5,000	\$8,004
860	STF	Mainline	FT	CARBONBETTER, LLC	221857 Total						5,000	\$8,004
861	STF	Mainline	FT	DXT COMMODITIES NORTH AMERICA INC.	221925	221925	Max			Dec-25	24,839	\$39,762
862	STF	Mainline	FT	DXT COMMODITIES NORTH AMERICA INC.	221925 Total						24,839	\$39,762
863	Mainline Short-Term Firm Total										579,404	\$927,510

Line No.	LTF-STF	Mainline/Lateral	Rate Sched	Company Name	Agmt No.	Legacy Agmt No.	Rate Type	Rate Type Treatment	Neg/Disc Contract Rate	Month/Year	Billed Dth	Amounts
(a)	(b)	(c)	(d)	(e)	(f)	(g)	(h)	(i)	(j)	(l)	(m)	(n)
864	STF	Medicine Bow	FT	TENASKA MARKETING VENTURES	221194	221194	Max			Jan-25	25,000	\$68,363
865	STF	Medicine Bow	FT	TENASKA MARKETING VENTURES	221194	221194	Max			Feb-25	25,000	\$68,363
866	STF	Medicine Bow	FT	TENASKA MARKETING VENTURES	221194	221194	Max			Mar-25	25,000	\$68,363
867	STF	Medicine Bow	FT	TENASKA MARKETING VENTURES	221194 Total						75,000	\$205,088
868	STF	Medicine Bow	FT	MIECO LLC	221376	221376	Max			Jan-25	9,677	\$26,462
869	STF	Medicine Bow	FT	MIECO LLC	221376	221376	Max			Feb-25	100,000	\$273,450
870	STF	Medicine Bow	FT	MIECO LLC	221376	221376	Max			Mar-25	100,000	\$273,450
871	STF	Medicine Bow	FT	MIECO LLC	221376 Total						209,677	\$573,362
872	Medicine Bow Short-Term Firm Total										284,677	\$778,449
873	STF	Piceance	FT	DXT COMMODITIES NORTH AMERICA INC.	221336	221336	Max			Jan-25	7,419	\$31,837
874	STF	Piceance	FT	DXT COMMODITIES NORTH AMERICA INC.	221336 Total						7,419	\$31,837
875	STF	Piceance	FT	J. ARON & COMPANY LLC	221355	221355	Max			Jan-25	8,897	\$38,177
876	STF	Piceance	FT	J. ARON & COMPANY LLC	221355 Total						8,897	\$38,177
877	Medicine Bow Short-Term Firm Total										16,316	\$70,014
878	Total Short-Term Firm Reservation Billed on WIC System										880,398	\$1,775,973
879	Total Billed on WIC System										38,803,221	\$59,209,611
880	LTF	FDBS	FDBS	BLACK HILLS SERVICE COMPANY, LLC	213585	213585	Neg			Jan-25	31,850	\$76,555
881	LTF	FDBS	FDBS	BLACK HILLS SERVICE COMPANY, LLC	213585	213585	Neg			Feb-25	31,850	\$76,555
882	LTF	FDBS	FDBS	BLACK HILLS SERVICE COMPANY, LLC	213585	213585	Neg			Mar-25	31,850	\$76,555
883	LTF	FDBS	FDBS	BLACK HILLS SERVICE COMPANY, LLC	213585	213585	Neg			Apr-25	31,850	\$76,555
884	LTF	FDBS	FDBS	BLACK HILLS SERVICE COMPANY, LLC	213585	213585	Neg			May-25	31,850	\$76,555
885	LTF	FDBS	FDBS	BLACK HILLS SERVICE COMPANY, LLC	213585	213585	Neg			Jun-25	31,850	\$76,555
886	LTF	FDBS	FDBS	BLACK HILLS SERVICE COMPANY, LLC	213585	213585	Neg			Jul-25	31,850	\$76,555
887	LTF	FDBS	FDBS	BLACK HILLS SERVICE COMPANY, LLC	213585	213585	Neg			Aug-25	31,850	\$76,555
888	LTF	FDBS	FDBS	BLACK HILLS SERVICE COMPANY, LLC	213585	213585	Neg			Sep-25	31,850	\$76,555
889	LTF	FDBS	FDBS	BLACK HILLS SERVICE COMPANY, LLC	213585	213585	Neg			Oct-25	31,850	\$76,555
890	LTF	FDBS	FDBS	BLACK HILLS SERVICE COMPANY, LLC	213585	213585	Neg			Nov-25	31,850	\$76,555
891	LTF	FDBS	FDBS	BLACK HILLS SERVICE COMPANY, LLC	213585	213585	Neg			Dec-25	31,850	\$76,555
892	LTF	FDBS	FDBS	BLACK HILLS SERVICE COMPANY, LLC	213585 Total						382,200	\$918,656
893	LTF	FDBS	FDBS	BLACK HILLS SERVICE COMPANY, LLC	219861	219861	Max			Jan-25	28,150	\$102,379
894	LTF	FDBS	FDBS	BLACK HILLS SERVICE COMPANY, LLC	219861	219861	Max			Feb-25	28,150	\$102,379
895	LTF	FDBS	FDBS	BLACK HILLS SERVICE COMPANY, LLC	219861	219861	Max			Mar-25	28,150	\$102,379
896	LTF	FDBS	FDBS	BLACK HILLS SERVICE COMPANY, LLC	219861	219861	Max			Apr-25	28,150	\$102,379
897	LTF	FDBS	FDBS	BLACK HILLS SERVICE COMPANY, LLC	219861	219861	Max			May-25	28,150	\$102,379
898	LTF	FDBS	FDBS	BLACK HILLS SERVICE COMPANY, LLC	219861	219861	Max			Jun-25	28,150	\$102,379
899	LTF	FDBS	FDBS	BLACK HILLS SERVICE COMPANY, LLC	219861	219861	Max			Jul-25	28,150	\$102,379
900	LTF	FDBS	FDBS	BLACK HILLS SERVICE COMPANY, LLC	219861	219861	Max			Aug-25	28,150	\$102,379
901	LTF	FDBS	FDBS	BLACK HILLS SERVICE COMPANY, LLC	219861	219861	Max			Sep-25	28,150	\$102,379
902	LTF	FDBS	FDBS	BLACK HILLS SERVICE COMPANY, LLC	219861	219861	Max			Oct-25	28,150	\$102,379
903	LTF	FDBS	FDBS	BLACK HILLS SERVICE COMPANY, LLC	219861	219861	Max			Nov-25	28,150	\$102,379
904	LTF	FDBS	FDBS	BLACK HILLS SERVICE COMPANY, LLC	219861	219861	Max			Dec-25	28,150	\$102,379
905	LTF	FDBS	FDBS	BLACK HILLS SERVICE COMPANY, LLC	219861 Total						337,800	\$1,228,545
906	Firm Daily Balance Service Total										720,000	\$2,147,201
907	Long-Term Firm Transported by Others											
908	LTF	Overthrust	FT	TENASKA MARKETING VENTURES	217271	217271	Disc			Jan-25	2,800	\$4,214
909	LTF	Overthrust	FT	TENASKA MARKETING VENTURES	217271	217271	Disc			Feb-25	2,800	\$4,214
910	LTF	Overthrust	FT	TENASKA MARKETING VENTURES	217271	217271	Disc			Mar-25	2,800	\$4,214
911	LTF	Overthrust	FT	TENASKA MARKETING VENTURES	217271	217271	Disc			Apr-25	2,800	\$4,214
912	LTF	Overthrust	FT	TENASKA MARKETING VENTURES	217271	217271	Disc			May-25	2,800	\$4,214
913	LTF	Overthrust	FT	TENASKA MARKETING VENTURES	217271	217271	Disc			Jun-25	2,800	\$4,214
914	LTF	Overthrust	FT	TENASKA MARKETING VENTURES	217271	217271	Disc			Jul-25	2,800	\$4,214
915	LTF	Overthrust	FT	TENASKA MARKETING VENTURES	217271	217271	Disc			Aug-25	2,800	\$4,214
916	LTF	Overthrust	FT	TENASKA MARKETING VENTURES	217271	217271	Disc			Sep-25	2,800	\$4,214
917	LTF	Overthrust	FT	TENASKA MARKETING VENTURES	217271	217271	Disc			Oct-25	2,800	\$4,214
918	LTF	Overthrust	FT	TENASKA MARKETING VENTURES	217271	217271	Disc			Nov-25	2,800	\$4,214
919	LTF	Overthrust	FT	TENASKA MARKETING VENTURES	217271	217271	Disc			Dec-25	2,800	\$4,214
920	LTF	Overthrust	FT	TENASKA MARKETING VENTURES	217271 Total						33,600	\$50,568
921	LTF	Overthrust	FT	MIECO LLC	217273	217273	Neg			Jan-25	2,800	\$4,536
922	LTF	Overthrust	FT	MIECO LLC	217273	217273	Neg			Feb-25	2,800	\$4,536
923	LTF	Overthrust	FT	MIECO LLC	217273	217273	Neg			Mar-25	2,800	\$4,536
924	LTF	Overthrust	FT	MIECO LLC	217273	217273	Neg			Apr-25	2,800	\$4,536
925	LTF	Overthrust	FT	MIECO LLC	217273	217273	Neg			May-25	2,800	\$4,536
926	LTF	Overthrust	FT	MIECO LLC	217273	217273	Neg			Jun-25	2,800	\$4,536
927	LTF	Overthrust	FT	MIECO LLC	217273	217273	Neg			Jul-25	2,800	\$4,536
928	LTF	Overthrust	FT	MIECO LLC	217273	217273	Neg			Aug-25	2,800	\$4,536
929	LTF	Overthrust	FT	MIECO LLC	217273	217273	Neg			Sep-25	2,800	\$4,536
930	LTF	Overthrust	FT	MIECO LLC	217273	217273	Neg			Oct-25	2,800	\$4,536
931	LTF	Overthrust	FT	MIECO LLC	217273	217273	Neg			Nov-25	2,800	\$4,536
932	LTF	Overthrust	FT	MIECO LLC	217273	217273	Neg			Dec-25	2,800	\$4,536
933	LTF	Overthrust	FT	MIECO LLC	217273 Total						33,600	\$54,432

Line No.	LTF-STF	Mainline/Lateral	Rate Sched	Company Name	Agmt No.	Legacy Agmt No.	Rate Type	Rate Type Treatment	Neg/Disc Contract Rate	Month/Year	Billed Dth	Amounts		
(a)	(b)	(c)	(d)	(e)	(f)	(g)	(h)	(i)	(j)	(l)	(m)	(n)		
934	LTF	Overthrust	FT	SPOTLIGHT ENERGY, LLC	217274	217274	Disc			Jan-25	20,000	\$30,100		
935	LTF	Overthrust	FT	SPOTLIGHT ENERGY, LLC	217274	217274	Disc			Feb-25	20,000	\$30,100		
936	LTF	Overthrust	FT	SPOTLIGHT ENERGY, LLC	217274	217274	Disc			Mar-25	20,000	\$30,100		
937	LTF	Overthrust	FT	SPOTLIGHT ENERGY, LLC	217274	217274	Disc			Apr-25	20,000	\$30,100		
938	LTF	Overthrust	FT	SPOTLIGHT ENERGY, LLC	217274	217274	Disc			May-25	20,000	\$30,100		
939	LTF	Overthrust	FT	SPOTLIGHT ENERGY, LLC	217274	217274	Disc			Jun-25	20,000	\$30,100		
940	LTF	Overthrust	FT	SPOTLIGHT ENERGY, LLC	217274	217274	Disc			Jul-25	20,000	\$30,100		
941	LTF	Overthrust	FT	SPOTLIGHT ENERGY, LLC	217274	217274	Disc			Aug-25	20,000	\$30,100		
942	LTF	Overthrust	FT	SPOTLIGHT ENERGY, LLC	217274	217274	Disc			Sep-25	20,000	\$30,100		
943	LTF	Overthrust	FT	SPOTLIGHT ENERGY, LLC	217274	217274	Disc			Oct-25	20,000	\$30,100		
944	LTF	Overthrust	FT	SPOTLIGHT ENERGY, LLC	217274	217274	Disc			Nov-25	20,000	\$30,100		
945	LTF	Overthrust	FT	SPOTLIGHT ENERGY, LLC	217274	217274	Disc			Dec-25	20,000	\$30,100		
946	LTF	Overthrust	FT	SPOTLIGHT ENERGY, LLC	217274 Total								240,000	\$361,200
947	LTF	Overthrust	FT	CITADEL ENERGY MARKETING LLC	217275	217275	Neg			Jan-25	25,000	\$40,500		
948	LTF	Overthrust	FT	CITADEL ENERGY MARKETING LLC	217275	217275	Neg			Feb-25	25,000	\$40,500		
949	LTF	Overthrust	FT	CITADEL ENERGY MARKETING LLC	217275	217275	Neg			Mar-25	25,000	\$40,500		
950	LTF	Overthrust	FT	CITADEL ENERGY MARKETING LLC	217275	217275	Neg			Apr-25	25,000	\$40,500		
951	LTF	Overthrust	FT	CITADEL ENERGY MARKETING LLC	217275	217275	Neg			May-25	25,000	\$40,500		
952	LTF	Overthrust	FT	CITADEL ENERGY MARKETING LLC	217275	217275	Neg			Jun-25	25,000	\$40,500		
953	LTF	Overthrust	FT	CITADEL ENERGY MARKETING LLC	217275	217275	Neg			Jul-25	25,000	\$40,500		
954	LTF	Overthrust	FT	CITADEL ENERGY MARKETING LLC	217275	217275	Neg			Aug-25	25,000	\$40,500		
955	LTF	Overthrust	FT	CITADEL ENERGY MARKETING LLC	217275	217275	Neg			Sep-25	25,000	\$40,500		
956	LTF	Overthrust	FT	CITADEL ENERGY MARKETING LLC	217275	217275	Neg			Oct-25	25,000	\$40,500		
957	LTF	Overthrust	FT	CITADEL ENERGY MARKETING LLC	217275	217275	Neg			Nov-25	25,000	\$40,500		
958	LTF	Overthrust	FT	CITADEL ENERGY MARKETING LLC	217275	217275	Neg			Dec-25	25,000	\$40,500		
959	LTF	Overthrust	FT	CITADEL ENERGY MARKETING LLC	217275 Total								300,000	\$486,000
960	LTF	Overthrust	FT	NRG BUSINESS MARKETING LLC	217449	217449	Disc			Jan-25	20,000	\$30,100		
961	LTF	Overthrust	FT	NRG BUSINESS MARKETING LLC	217449	217449	Disc			Feb-25	20,000	\$30,100		
962	LTF	Overthrust	FT	NRG BUSINESS MARKETING LLC	217449	217449	Disc			Mar-25	20,000	\$30,100		
963	LTF	Overthrust	FT	NRG BUSINESS MARKETING LLC	217449	217449	Disc			Apr-25	20,000	\$30,100		
964	LTF	Overthrust	FT	NRG BUSINESS MARKETING LLC	217449	217449	Disc			May-25	20,000	\$30,100		
965	LTF	Overthrust	FT	NRG BUSINESS MARKETING LLC	217449	217449	Disc			Jun-25	20,000	\$30,100		
966	LTF	Overthrust	FT	NRG BUSINESS MARKETING LLC	217449	217449	Disc			Jul-25	20,000	\$30,100		
967	LTF	Overthrust	FT	NRG BUSINESS MARKETING LLC	217449	217449	Disc			Aug-25	20,000	\$30,100		
968	LTF	Overthrust	FT	NRG BUSINESS MARKETING LLC	217449	217449	Disc			Sep-25	20,000	\$30,100		
969	LTF	Overthrust	FT	NRG BUSINESS MARKETING LLC	217449	217449	Disc			Oct-25	20,000	\$30,100		
970	LTF	Overthrust	FT	NRG BUSINESS MARKETING LLC	217449	217449	Disc			Nov-25	20,000	\$30,100		
971	LTF	Overthrust	FT	NRG BUSINESS MARKETING LLC	217449	217449	Disc			Dec-25	20,000	\$30,100		
972	LTF	Overthrust	FT	NRG BUSINESS MARKETING LLC	217449 Total								240,000	\$361,200
973	LTF	Overthrust	FT	NRG BUSINESS MARKETING LLC	219183	219183	Neg			Jan-25	20,000	\$30,100		
974	LTF	Overthrust	FT	NRG BUSINESS MARKETING LLC	219183	219183	Neg			Feb-25	20,000	\$30,100		
975	LTF	Overthrust	FT	NRG BUSINESS MARKETING LLC	219183	219183	Neg			Mar-25	20,000	\$30,100		
976	LTF	Overthrust	FT	NRG BUSINESS MARKETING LLC	219183	219183	Neg			Apr-25	20,000	\$30,100		
977	LTF	Overthrust	FT	NRG BUSINESS MARKETING LLC	219183	219183	Neg			May-25	20,000	\$30,100		
978	LTF	Overthrust	FT	NRG BUSINESS MARKETING LLC	219183	219183	Neg			Jun-25	20,000	\$30,100		
979	LTF	Overthrust	FT	NRG BUSINESS MARKETING LLC	219183	219183	Neg			Jul-25	20,000	\$30,100		
980	LTF	Overthrust	FT	NRG BUSINESS MARKETING LLC	219183	219183	Neg			Aug-25	20,000	\$30,100		
981	LTF	Overthrust	FT	NRG BUSINESS MARKETING LLC	219183	219183	Neg			Sep-25	20,000	\$30,100		
982	LTF	Overthrust	FT	NRG BUSINESS MARKETING LLC	219183	219183	Neg			Oct-25	20,000	\$30,100		
983	LTF	Overthrust	FT	NRG BUSINESS MARKETING LLC	219183	219183	Neg			Nov-25	20,000	\$30,100		
984	LTF	Overthrust	FT	NRG BUSINESS MARKETING LLC	219183	219183	Neg			Dec-25	20,000	\$30,100		
985	LTF	Overthrust	FT	NRG BUSINESS MARKETING LLC	219183 Total								240,000	\$361,200
986	LTF	Overthrust	FT	SEQUENT ENERGY MANAGEMENT LLC	219208	219208	Disc			Jan-25	25,000	\$37,625		
987	LTF	Overthrust	FT	SEQUENT ENERGY MANAGEMENT LLC	219208	219208	Disc			Feb-25	25,000	\$37,625		
988	LTF	Overthrust	FT	SEQUENT ENERGY MANAGEMENT LLC	219208	219208	Disc			Mar-25	25,000	\$37,625		
989	LTF	Overthrust	FT	SEQUENT ENERGY MANAGEMENT LLC	219208	219208	Disc			Apr-25	25,000	\$37,625		
990	LTF	Overthrust	FT	SEQUENT ENERGY MANAGEMENT LLC	219208	219208	Disc			May-25	25,000	\$37,625		
991	LTF	Overthrust	FT	SEQUENT ENERGY MANAGEMENT LLC	219208	219208	Disc			Jun-25	25,000	\$37,625		
992	LTF	Overthrust	FT	SEQUENT ENERGY MANAGEMENT LLC	219208	219208	Disc			Jul-25	25,000	\$37,625		
993	LTF	Overthrust	FT	SEQUENT ENERGY MANAGEMENT LLC	219208	219208	Disc			Aug-25	25,000	\$37,625		
994	LTF	Overthrust	FT	SEQUENT ENERGY MANAGEMENT LLC	219208	219208	Disc			Sep-25	25,000	\$37,625		
995	LTF	Overthrust	FT	SEQUENT ENERGY MANAGEMENT LLC	219208	219208	Disc			Oct-25	25,000	\$37,625		
996	LTF	Overthrust	FT	SEQUENT ENERGY MANAGEMENT LLC	219208	219208	Disc			Nov-25	25,000	\$37,625		
997	LTF	Overthrust	FT	SEQUENT ENERGY MANAGEMENT LLC	219208	219208	Disc			Dec-25	25,000	\$37,625		
998	LTF	Overthrust	FT	SEQUENT ENERGY MANAGEMENT LLC	219208 Total								300,000	\$451,500
999	LTF	Overthrust	FT	MIECO LLC	220454	220454	Disc			Jan-25	20,000	\$30,100		
1000	LTF	Overthrust	FT	MIECO LLC	220454	220454	Disc			Feb-25	20,000	\$30,100		
1001	LTF	Overthrust	FT	MIECO LLC	220454	220454	Disc			Mar-25	20,000	\$30,100		
1002	LTF	Overthrust	FT	MIECO LLC	220454	220454	Disc			Apr-25	20,000	\$30,100		
1003	LTF	Overthrust	FT	MIECO LLC	220454	220454	Disc			May-25	20,000	\$30,100		
1004	LTF	Overthrust	FT	MIECO LLC	220454	220454	Disc			Jun-25	20,000	\$30,100		
1005	LTF	Overthrust	FT	MIECO LLC	220454	220454	Disc			Jul-25	20,000	\$30,100		
1006	LTF	Overthrust	FT	MIECO LLC	220454	220454	Disc			Aug-25	20,000	\$30,100		
1007	LTF	Overthrust	FT	MIECO LLC	220454	220454	Disc			Sep-25	20,000	\$30,100		
1008	LTF	Overthrust	FT	MIECO LLC	220454	220454	Disc			Oct-25	20,000	\$30,100		
1009	LTF	Overthrust	FT	MIECO LLC	220454	220454	Disc			Nov-25	20,000	\$30,100		
1010	LTF	Overthrust	FT	MIECO LLC	220454	220454	Disc			Dec-25	20,000	\$30,100		
1011	LTF	Overthrust	FT	MIECO LLC	220454 Total								240,000	\$361,200
1012	Overthrust Total										1,627,200	\$2,487,300		

Line No.	LTF-STF	Mainline/Lateral	Rate Sched	Company Name	Agmt No.	Legacy Agmt No.	Rate Type	Rate Type Treatment	Neg/Disc Contract Rate	Month/Year	Billed Dth	Amounts
(a)	(b)	(c)	(d)	(e)	(f)	(g)	(h)	(i)	(j)	(k)	(l)	(m)
1013	LTF	Bakken 1	FT	ONEOK ROCKIES MIDSTREAM, L.L.C.	220517	220517	Neg			Jan-25	92,000	\$559,664
1014	LTF	Bakken 1	FT	ONEOK ROCKIES MIDSTREAM, L.L.C.	220517	220517	Neg			Feb-25	92,000	\$559,664
1015	LTF	Bakken 1	FT	ONEOK ROCKIES MIDSTREAM, L.L.C.	220517	220517	Neg			Mar-25	92,000	\$559,664
1016	LTF	Bakken 1	FT	ONEOK ROCKIES MIDSTREAM, L.L.C.	220517	220517	Neg			Apr-25	92,000	\$559,664
1017	LTF	Bakken 1	FT	ONEOK ROCKIES MIDSTREAM, L.L.C.	220517	220517	Neg			May-25	92,000	\$559,664
1018	LTF	Bakken 1	FT	ONEOK ROCKIES MIDSTREAM, L.L.C.	220517	220517	Neg			Jun-25	92,000	\$559,664
1019	LTF	Bakken 1	FT	ONEOK ROCKIES MIDSTREAM, L.L.C.	220517	220517	Neg			Jul-25	92,000	\$559,664
1020	LTF	Bakken 1	FT	ONEOK ROCKIES MIDSTREAM, L.L.C.	220517	220517	Neg			Aug-25	92,000	\$559,664
1021	LTF	Bakken 1	FT	ONEOK ROCKIES MIDSTREAM, L.L.C.	220517	220517	Neg			Sep-25	92,000	\$559,664
1022	LTF	Bakken 1	FT	ONEOK ROCKIES MIDSTREAM, L.L.C.	220517	220517	Neg			Oct-25	92,000	\$559,664
1023	LTF	Bakken 1	FT	ONEOK ROCKIES MIDSTREAM, L.L.C.	220517	220517	Neg			Nov-25	92,000	\$559,664
1024	LTF	Bakken 1	FT	ONEOK ROCKIES MIDSTREAM, L.L.C.	220517	220517	Neg			Dec-25	92,000	\$559,664
1025	LTF	Bakken 1	FT	ONEOK ROCKIES MIDSTREAM, L.L.C.	220517 Total						1,104,000	\$6,715,963
1026	Bakken 1 Total										1,104,000	\$6,715,963
1027	Long-Term Firm Transported by Others Total										2,731,200	\$9,203,263
1028	Total Reservation Revenue Billed										42,254,421	\$70,560,075

* Affiliated Company

1/ Contract to facilitate Anadarko's Contract on CIG, i.e., off-system capacity. Pursuant to its tariff, Colorado Interstate Gas Company, L.L.C (CIG) acquired this capacity on WIC's system to provide service for the benefit of a CIG shipper.

Wyoming Interstate Company, L.L.C.
 Study Pursuant to S and A in Docket No. RP22-823-000
 Summary of Usage Activity
 For the Twelve Months Ending December 31, 2025

Line No.	Lateral	Rate Sched	LTF-STF	Month/Year	Billed Dth	Amounts
	(a)	(b)	(c)	(d)	(e)	(f)
	Long-Term Firm					
1	Mainline	FT	LTF	Jan-25	46,683,371	\$101,590
2		FT	LTF	Feb-25	37,733,791	\$81,320
3		FT	LTF	Mar-25	46,510,359	\$102,000
4		FT	LTF	Apr-25	46,560,159	\$97,855
5		FT	LTF	May-25	48,660,471	\$102,922
6		FT	LTF	Jun-25	45,425,549	\$93,216
7		FT	LTF	Jul-25	48,799,774	\$97,459
8		FT	LTF	Aug-25	52,272,622	\$106,380
9		FT	LTF	Sep-25	52,060,002	\$106,885
10		FT	LTF	Oct-25	58,656,362	\$124,548
11		FT	LTF	Nov-25	48,466,037	\$99,647
12		FT	LTF	Dec-25	51,116,826	\$104,894
13	Mainline LTF Total				582,945,323	\$1,218,714
14	Kanda	FT	LTF	Jan-25	596,318	\$60
15		FT	LTF	Feb-25	545,067	\$55
16		FT	LTF	Mar-25	558,712	\$56
17		FT	LTF	Apr-25	494,130	\$49
18		FT	LTF	May-25	584,304	\$58
19		FT	LTF	Jun-25	600,000	\$60
20		FT	LTF	Jul-25	615,374	\$62
21		FT	LTF	Aug-25	594,008	\$59
22		FT	LTF	Sep-25	233,750	\$23
23		FT	LTF	Oct-25	605,382	\$61
24		FT	LTF	Nov-25	600,000	\$60
25		FT	LTF	Dec-25	620,000	\$62
26	Kanda LTF Total				6,647,045	\$665

Wyoming Interstate Company, L.L.C.
 Study Pursuant to S and A in Docket No. RP22-823-000
 Summary of Usage Activity
 For the Twelve Months Ending December 31, 2025

Line No.	Lateral	Rate Sched	LTF-STF	Month/Year	Billed Dth	Amounts
	(a)	(b)	(c)	(d)	(e)	(f)
27	Medicine Bow	FT	LTF	Jan-25	10,367,834	\$0
28		FT	LTF	Feb-25	8,747,530	\$0
29		FT	LTF	Mar-25	9,774,424	\$0
30		FT	LTF	Apr-25	10,861,893	\$0
31		FT	LTF	May-25	11,298,178	\$0
32		FT	LTF	Jun-25	11,425,718	\$0
33		FT	LTF	Jul-25	13,110,829	\$0
34		FT	LTF	Aug-25	13,242,033	\$0
35		FT	LTF	Sep-25	13,046,548	\$0
36		FT	LTF	Oct-25	13,062,496	\$0
37		FT	LTF	Nov-25	12,304,994	\$0
38		FT	LTF	Dec-25	12,964,594	\$0
39	Medicine Bow LTF Total				140,207,071	\$0
40	Piceance	FT	LTF	Jan-25	7,180,132	\$2,872
41		FT	LTF	Feb-25	7,249,475	\$2,900
42		FT	LTF	Mar-25	5,468,191	\$2,187
43		FT	LTF	Apr-25	4,876,486	\$1,951
44		FT	LTF	May-25	4,457,126	\$1,783
45		FT	LTF	Jun-25	5,597,344	\$2,239
46		FT	LTF	Jul-25	8,614,438	\$3,446
47		FT	LTF	Aug-25	11,078,097	\$4,431
48		FT	LTF	Sep-25	7,523,476	\$3,009
49		FT	LTF	Oct-25	8,496,819	\$3,399
50		FT	LTF	Nov-25	6,371,424	\$2,549
51		FT	LTF	Dec-25	5,753,450	\$2,302
52	Piceance LTF Total				82,666,458	\$33,067

Wyoming Interstate Company, L.L.C.
 Study Pursuant to S and A in Docket No. RP22-823-000
 Summary of Usage Activity
 For the Twelve Months Ending December 31, 2025

Line No.	Lateral	Rate Sched	LTF-STF	Month/Year	Billed Dth	Amounts
	(a)	(b)	(c)	(d)	(e)	(f)
53	Total WIC System LTF	FT	LTF	Jan-25	64,827,655	\$104,521
54		FT	LTF	Feb-25	54,275,863	\$84,275
55		FT	LTF	Mar-25	62,311,686	\$104,243
56		FT	LTF	Apr-25	62,792,668	\$99,855
57		FT	LTF	May-25	65,000,079	\$104,763
58		FT	LTF	Jun-25	63,048,611	\$95,515
59		FT	LTF	Jul-25	71,140,415	\$100,966
60		FT	LTF	Aug-25	77,186,760	\$110,870
61		FT	LTF	Sep-25	72,863,776	\$109,918
62		FT	LTF	Oct-25	80,821,059	\$128,007
63		FT	LTF	Nov-25	67,742,455	\$102,255
64		FT	LTF	Dec-25	70,454,870	\$107,258
65	WIC System LTF Total				812,465,897	\$1,252,446
	Short-Term Firm					
66	Mainline	FT	STF	Jan-25	7,127,770	\$9,983
67		FT	STF	Feb-25	10,197,605	\$12,155
68		FT	STF	Mar-25	9,255,622	\$8,187
69		FT	STF	Apr-25	3,444,397	\$6,636
70		FT	STF	May-25	4,241,714	\$8,649
71		FT	STF	Jun-25	3,987,062	\$8,125
72		FT	STF	Jul-25	4,610,564	\$9,649
73		FT	STF	Aug-25	3,862,784	\$7,654
74		FT	STF	Sep-25	3,213,472	\$6,020
75		FT	STF	Oct-25	3,391,629	\$6,409
76		FT	STF	Nov-25	3,335,706	\$6,423
77		FT	STF	Dec-25	3,911,056	\$7,765
78	Mainline STF Total				60,579,381	\$97,655

Wyoming Interstate Company, L.L.C.
Study Pursuant to S and A in Docket No. RP22-823-000
Summary of Usage Activity
For the Twelve Months Ending December 31, 2025

Line No.	Lateral	Rate Sched	LTF-STF	Month/Year	Billed Dth	Amounts
	(a)	(b)	(c)	(d)	(e)	(f)
79	Medicine Bow	FT	STF	Jan-25	3,343,862	\$0
80		FT	STF	Feb-25	5,550,537	\$0
81		FT	STF	Mar-25	6,254,286	\$0
82		FT	STF	Apr-25	892,139	\$0
83		FT	STF	May-25	922,667	\$0
84		FT	STF	Jun-25	894,100	\$0
85		FT	STF	Jul-25	926,653	\$0
86		FT	STF	Aug-25	918,874	\$0
87		FT	STF	Sep-25	898,191	\$0
88		FT	STF	Oct-25	926,687	\$0
89		FT	STF	Nov-25	865,167	\$0
90		FT	STF	Dec-25	924,404	\$0
91	Medicine Bow STF Total				23,317,567	\$0
92	Piceance	FT	STF	Jan-25	815,737	\$326
93		FT	STF	Feb-25	(201,854)	(\$81)
94		FT	STF	Dec-25	3,242	\$1
95	Piceance STF Total				617,125	\$247
96	WIC System STF	FT	STF	Jan-25	11,287,369	\$10,309
97		FT	STF	Feb-25	15,546,288	\$12,074
98		FT	STF	Mar-25	15,509,908	\$8,187
99		FT	STF	Apr-25	4,336,536	\$6,636
100		FT	STF	May-25	5,164,381	\$8,649
101		FT	STF	Jun-25	4,881,162	\$8,125
102		FT	STF	Jul-25	5,537,217	\$9,649
103		FT	STF	Aug-25	4,781,658	\$7,654
104		FT	STF	Sep-25	4,111,663	\$6,020
105		FT	STF	Oct-25	4,318,316	\$6,409
106		FT	STF	Nov-25	4,200,873	\$6,423
107		FT	STF	Dec-25	4,838,702	\$7,767
108	WIC System STF Total				84,514,073	\$97,902

Wyoming Interstate Company, L.L.C.
 Study Pursuant to S and A in Docket No. RP22-823-000
 Summary of Usage Activity
 For the Twelve Months Ending December 31, 2025

Line No.	Lateral	Rate Sched	LTF-STF	Month/Year	Billed Dth	Amounts
	(a)	(b)	(c)	(d)	(e)	(f)
Interruptible Transportation						
109	Mainline	IT		Jan-25	5,939,209	\$69,329
110		IT		Feb-25	2,816,151	\$46,026
111		IT		Mar-25	4,865,887	\$134,234
112		IT		Apr-25	8,364,367	\$149,735
113		IT		May-25	8,551,062	\$128,004
114		IT		Jun-25	7,527,809	\$110,036
115		IT		Jul-25	5,371,774	\$45,946
116		IT		Aug-25	5,256,937	\$42,200
117		IT		Sep-25	4,728,546	\$25,873
118		IT		Oct-25	5,156,732	\$56,255
119		IT		Nov-25	4,123,021	\$33,131
120		IT		Dec-25	4,469,138	\$42,583
121	Mainline IT Total				67,170,633	\$883,352
122	Kanda	IT		Jan-25	90,850	\$13,164
123		IT		Feb-25	0	\$0
124		IT		Mar-25	465,003	\$67,379
125		IT		Apr-25	450,000	\$65,205
126		IT		May-25	286,929	\$41,576
127		IT		Jun-25	418,839	\$60,690
128		IT		Jul-25	332,149	\$48,128
129		IT		Aug-25	312,091	\$45,222
130		IT		Sep-25	70,752	\$10,252
131		IT		Oct-25	379,032	\$54,922
132		IT		Nov-25	33,838	\$4,903
133		IT		Dec-25	121,532	\$17,610
134	Kanda IT Total				2,961,015	\$429,051
135	Medicine Bow	IT		Jan-25	4,798,047	\$431,344
136		IT		Feb-25	2,097,961	\$188,607
137		IT		Mar-25	2,538,974	\$228,254

Wyoming Interstate Company, L.L.C.
 Study Pursuant to S and A in Docket No. RP22-823-000
 Summary of Usage Activity
 For the Twelve Months Ending December 31, 2025

Line No.	Lateral	Rate Sched	LTF-STF	Month/Year	Billed Dth	Amounts
	(a)	(b)	(c)	(d)	(e)	(f)
138		IT		Apr-25	5,763,357	\$518,126
139		IT		May-25	6,344,566	\$570,377
140		IT		Jun-25	5,548,258	\$498,788
141		IT		Jul-25	4,548,475	\$408,908
142		IT		Aug-25	4,514,939	\$405,893
143		IT		Sep-25	4,270,412	\$383,910
144		IT		Oct-25	4,145,626	\$372,692
145		IT		Nov-25	3,534,921	\$317,790
146		IT		Dec-25	3,711,821	\$333,693
147	Medicine Bow IT Total				51,817,357	\$4,658,381
148	Piceance	IT		Jan-25	62,675	\$8,869
149		IT		Feb-25	15,970	\$2,260
150		IT		Mar-25	73,165	\$10,353
151		IT		Apr-25	940,951	\$133,145
152		IT		May-25	13,534	\$1,915
153		IT		Jun-25	97,742	\$13,831
154		IT		Jul-25	765,675	\$108,343
155		IT		Aug-25	10,710	\$1,515
156		IT		Sep-25	1,089,771	\$154,203
157		IT		Oct-25	683,992	\$96,785
158		IT		Nov-25	901,376	\$127,545
159		IT		Dec-25	947,532	\$134,076
160	Piceance IT Total				5,603,093	\$792,838

Wyoming Interstate Company, L.L.C.
Study Pursuant to S and A in Docket No. RP22-823-000
Summary of Usage Activity
For the Twelve Months Ending December 31, 2025

Line No.	Lateral	Rate Sched	LTF-STF	Month/Year	Billed Dth	Amounts
	(a)	(b)	(c)	(d)	(e)	(f)
161	WIC System IT	IT		Jan-25	10,890,781	\$522,706
162		IT		Feb-25	4,930,082	\$236,893
163		IT		Mar-25	7,943,029	\$440,220
164		IT		Apr-25	15,518,675	\$866,210
165		IT		May-25	15,196,091	\$741,872
166		IT		Jun-25	13,592,648	\$683,345
167		IT		Jul-25	11,018,073	\$611,325
168		IT		Aug-25	10,094,677	\$494,830
169		IT		Sep-25	10,159,481	\$574,238
170		IT		Oct-25	10,365,382	\$580,653
171		IT		Nov-25	8,593,156	\$483,368
172		IT		Dec-25	9,250,023	\$527,961
173	WIC System IT Total				127,552,098	\$6,763,621
Transportation by Others - Long-Term Firm						
174	Overthrust	FT	LTF	Jan-25	2,340,108	\$2,808
175		FT	LTF	Feb-25	1,862,894	\$2,235
176		FT	LTF	Mar-25	1,507,066	\$1,809
177		FT	LTF	Apr-25	972,478	\$1,167
178		FT	LTF	May-25	1,538,680	\$1,846
179		FT	LTF	Jun-25	1,829,475	\$2,195
180		FT	LTF	Jul-25	1,552,421	\$1,863
181		FT	LTF	Aug-25	1,849,397	\$2,219
182		FT	LTF	Sep-25	948,845	\$1,139
183		FT	LTF	Oct-25	3,434,028	\$4,121
184		FT	LTF	Nov-25	2,787,437	\$3,345
185		FT	LTF	Dec-25	2,399,128	\$2,879
186	Transportation by Others-OT Total				23,021,957	\$27,626
187	Bakken 1	FT	LTF	Jan-25	5	\$0
188	Transportation by Others-Bakken 1 Total				5	\$0

Wyoming Interstate Company, L.L.C.
 Study Pursuant to S and A in Docket No. RP22-823-000
 Summary of Usage Activity
 For the Twelve Months Ending December 31, 2025

Line No.	Lateral	Rate Sched	LTF-STF	Month/Year	Billed Dth	Amounts
	(a)	(b)	(c)	(d)	(e)	(f)
189	Transportation by Others LTF Total	FT	LTF	Jan-25	2,340,113	\$2,808
190		FT	LTF	Feb-25	1,862,894	\$2,235
191		FT	LTF	Mar-25	1,507,066	\$1,809
192		FT	LTF	Apr-25	972,478	\$1,167
193		FT	LTF	May-25	1,538,680	\$1,846
194		FT	LTF	Jun-25	1,829,475	\$2,195
195		FT	LTF	Jul-25	1,552,421	\$1,863
196		FT	LTF	Aug-25	1,849,397	\$2,219
197		FT	LTF	Sep-25	948,845	\$1,139
198		FT	LTF	Oct-25	3,434,028	\$4,121
199		FT	LTF	Nov-25	2,787,437	\$3,345
200		FT	LTF	Dec-25	2,399,128	\$2,879
201	Transportation by Others LTF Total				23,021,962	\$27,626
Transportation by Others - Short-Term Firm						
202	Overthrust	FT	STF	Jan-25	200	\$0
203	Transportation by Others- STF Total				200	\$0
Transportation by Others - IT						
204	Overthrust	IT		Feb-25	16,367	\$838
205	Transportation by Others- IT Total				16,367	\$838
206	GRAND TOTAL				1,047,570,597	\$8,142,434

Wyoming Interstate Company, L.L.C.
 Study Pursuant to S and A in Docket No. RP22-823-000
 Detail of Usage Activity
 For the Twelve Months Ending December 31, 2025

Line No.	LTF-STF	Mainline/Lateral	Rate Sched	Company Name	Agmt No.	Legacy Agmt No.	Releasing Shipper Agmt No.	Month/Year	Billed Dth	Amounts	
(a)	(b)	(c)	(d)	(e)	(f)	(g)	(h)	(i)	(j)		
1	LTF	Mainline	FT	J. ARON & COMPANY LLC	200717	41148000		Jan-25	161,387	\$420	
2	LTF	Mainline	FT	J. ARON & COMPANY LLC	200717	41148000		Feb-25	72,884	\$190	
3	LTF	Mainline	FT	J. ARON & COMPANY LLC	200717	41148000		May-25	571	\$1	
4	LTF	Mainline	FT	J. ARON & COMPANY LLC	200717	41148000		Jun-25	2,601	\$7	
5	LTF	Mainline	FT	J. ARON & COMPANY LLC	200717	41148000		Jul-25	11,108	\$29	
6	LTF	Mainline	FT	J. ARON & COMPANY LLC	200717	41148000		Aug-25	6,500	\$17	
7	LTF	Mainline	FT	J. ARON & COMPANY LLC	200717	41148000		Sep-25	28,057	\$73	
8	LTF	Mainline	FT	J. ARON & COMPANY LLC	200717	41148000		Oct-25	12,498	\$32	
9	LTF	Mainline	FT	J. ARON & COMPANY LLC	200717	41148000		Nov-25	9,220	\$24	
10	LTF	Mainline	FT	J. ARON & COMPANY LLC	200717	41148000		Dec-25	33,287	\$87	
11	LTF	Mainline	FT	J. ARON & COMPANY LLC	200717 Total					338,113	\$879
12	LTF	Mainline	FT	DCP MIDSTREAM MARKETING, LLC	200789	41220000		Jan-25	1,157,993	\$3,011	
13	LTF	Mainline	FT	DCP MIDSTREAM MARKETING, LLC	200789	41220000		Feb-25	837,438	\$2,177	
14	LTF	Mainline	FT	DCP MIDSTREAM MARKETING, LLC	200789	41220000		Mar-25	1,611,800	\$4,191	
15	LTF	Mainline	FT	DCP MIDSTREAM MARKETING, LLC	200789	41220000		Apr-25	1,188,620	\$3,090	
16	LTF	Mainline	FT	DCP MIDSTREAM MARKETING, LLC	200789	41220000		May-25	1,577,237	\$4,101	
17	LTF	Mainline	FT	DCP MIDSTREAM MARKETING, LLC	200789	41220000		Jun-25	460,254	\$1,197	
18	LTF	Mainline	FT	DCP MIDSTREAM MARKETING, LLC	200789	41220000		Jul-25	15,098	\$39	
19	LTF	Mainline	FT	DCP MIDSTREAM MARKETING, LLC	200789	41220000		Aug-25	8,535	\$22	
20	LTF	Mainline	FT	DCP MIDSTREAM MARKETING, LLC	200789	41220000		Sep-25	566,231	\$1,472	
21	LTF	Mainline	FT	DCP MIDSTREAM MARKETING, LLC	200789	41220000		Oct-25	1,629,581	\$4,237	
22	LTF	Mainline	FT	DCP MIDSTREAM MARKETING, LLC	200789	41220000		Nov-25	1,523,236	\$3,960	
23	LTF	Mainline	FT	DCP MIDSTREAM MARKETING, LLC	200789	41220000		Dec-25	1,741,285	\$4,527	
24	LTF	Mainline	FT	DCP MIDSTREAM MARKETING, LLC	200789 Total					12,317,308	\$32,025
25	LTF	Mainline	FT	ANADARKO ENERGY SERVICES COMPANY	201932	41222000		Jan-25	10,176,089	\$26,458	
26	LTF	Mainline	FT	ANADARKO ENERGY SERVICES COMPANY	201932	41222000		Feb-25	9,494,612	\$24,686	
27	LTF	Mainline	FT	ANADARKO ENERGY SERVICES COMPANY	201932	41222000		Mar-25	12,408,191	\$32,261	
28	LTF	Mainline	FT	ANADARKO ENERGY SERVICES COMPANY	201932	41222000		Apr-25	12,110,173	\$31,486	
29	LTF	Mainline	FT	ANADARKO ENERGY SERVICES COMPANY	201932	41222000		May-25	13,182,595	\$34,275	
30	LTF	Mainline	FT	ANADARKO ENERGY SERVICES COMPANY	201932	41222000		Jun-25	11,455,830	\$29,785	
31	LTF	Mainline	FT	ANADARKO ENERGY SERVICES COMPANY	201932	41222000		Jul-25	11,840,292	\$30,785	
32	LTF	Mainline	FT	ANADARKO ENERGY SERVICES COMPANY	201932	41222000		Aug-25	12,078,255	\$31,404	
33	LTF	Mainline	FT	ANADARKO ENERGY SERVICES COMPANY	201932	41222000		Sep-25	12,114,875	\$31,499	
34	LTF	Mainline	FT	ANADARKO ENERGY SERVICES COMPANY	201932	41222000		Oct-25	12,654,717	\$32,902	
35	LTF	Mainline	FT	ANADARKO ENERGY SERVICES COMPANY	201932	41222000		Nov-25	11,069,017	\$28,779	
36	LTF	Mainline	FT	ANADARKO ENERGY SERVICES COMPANY	201932	41222000		Dec-25	12,649,057	\$32,887	
37	LTF	Mainline	FT	ANADARKO ENERGY SERVICES COMPANY	201932 Total					141,233,703	\$367,208

Wyoming Interstate Company, L.L.C.
 Study Pursuant to S and A in Docket No. RP22-823-000
 Detail of Usage Activity
 For the Twelve Months Ending December 31, 2025

Line No.	LTF-STF	Mainline/Lateral	Rate Sched	Company Name	Agmt No.	Legacy Agmt No.	Releasing Shipper Agmt No.	Month/Year	Billed Dth	Amounts
(a)	(b)	(c)	(d)	(e)	(f)	(g)	(h)	(i)	(j)	
38	LTF	Mainline	FT	DCP MIDSTREAM MARKETING, LLC	210725	41272000		Jan-25	3,124,518	\$8,124
39	LTF	Mainline	FT	DCP MIDSTREAM MARKETING, LLC	210725	41272000		Feb-25	1,315,776	\$3,421
40	LTF	Mainline	FT	DCP MIDSTREAM MARKETING, LLC	210725	41272000		Mar-25	3,725,649	\$9,687
41	LTF	Mainline	FT	DCP MIDSTREAM MARKETING, LLC	210725	41272000		Apr-25	3,202,545	\$8,327
42	LTF	Mainline	FT	DCP MIDSTREAM MARKETING, LLC	210725	41272000		May-25	3,322,693	\$8,639
43	LTF	Mainline	FT	DCP MIDSTREAM MARKETING, LLC	210725	41272000		Jun-25	1,665,222	\$4,330
44	LTF	Mainline	FT	DCP MIDSTREAM MARKETING, LLC	210725	41272000		Jul-25	2,552,200	\$6,636
45	LTF	Mainline	FT	DCP MIDSTREAM MARKETING, LLC	210725	41272000		Aug-25	2,885,110	\$7,501
46	LTF	Mainline	FT	DCP MIDSTREAM MARKETING, LLC	210725	41272000		Sep-25	2,768,111	\$7,197
47	LTF	Mainline	FT	DCP MIDSTREAM MARKETING, LLC	210725	41272000		Oct-25	2,906,419	\$7,557
48	LTF	Mainline	FT	DCP MIDSTREAM MARKETING, LLC	210725	41272000		Nov-25	2,316,266	\$6,022
49	LTF	Mainline	FT	DCP MIDSTREAM MARKETING, LLC	210725	41272000		Dec-25	2,846,844	\$7,402
50	LTF	Mainline	FT	DCP MIDSTREAM MARKETING, LLC	210725 Total				32,631,353	\$84,841
51	LTF	Mainline	FT	COLORADO INTERSTATE GAS COMPANY, L.L.C. * 1/	213436	213436		May-25	290,101	\$754
52	LTF	Mainline	FT	COLORADO INTERSTATE GAS COMPANY, L.L.C. *	213436 Total				290,101	\$754
53	LTF	Mainline	FT	DCP MIDSTREAM MARKETING, LLC	213516	213516		Jan-25	4,125,812	\$10,727
54	LTF	Mainline	FT	DCP MIDSTREAM MARKETING, LLC	213516	213516		Feb-25	3,969,634	\$10,321
55	LTF	Mainline	FT	DCP MIDSTREAM MARKETING, LLC	213516	213516		Mar-25	4,901,043	\$12,743
56	LTF	Mainline	FT	DCP MIDSTREAM MARKETING, LLC	213516	213516		Apr-25	4,746,287	\$12,340
57	LTF	Mainline	FT	DCP MIDSTREAM MARKETING, LLC	213516	213516		May-25	4,011,161	\$10,429
58	LTF	Mainline	FT	DCP MIDSTREAM MARKETING, LLC	213516	213516		Jun-25	4,178,804	\$10,865
59	LTF	Mainline	FT	DCP MIDSTREAM MARKETING, LLC	213516	213516		Jul-25	3,556,109	\$9,246
60	LTF	Mainline	FT	DCP MIDSTREAM MARKETING, LLC	213516	213516		Aug-25	3,834,401	\$9,969
61	LTF	Mainline	FT	DCP MIDSTREAM MARKETING, LLC	213516	213516		Sep-25	4,308,685	\$11,203
62	LTF	Mainline	FT	DCP MIDSTREAM MARKETING, LLC	213516	213516		Oct-25	3,257,799	\$8,470
63	LTF	Mainline	FT	DCP MIDSTREAM MARKETING, LLC	213516	213516		Nov-25	3,695,380	\$9,608
64	LTF	Mainline	FT	DCP MIDSTREAM MARKETING, LLC	213516	213516		Dec-25	5,076,701	\$13,199
65	LTF	Mainline	FT	DCP MIDSTREAM MARKETING, LLC	213516 Total				49,661,816	\$129,121

Wyoming Interstate Company, L.L.C.
 Study Pursuant to S and A in Docket No. RP22-823-000
 Detail of Usage Activity
 For the Twelve Months Ending December 31, 2025

Line No.	LTF-STF	Mainline/Lateral	Rate Sched	Company Name	Agmt No.	Legacy Agmt No.	Releasing Shipper Agmt No.	Month/Year	Billed Dth	Amounts
(a)	(b)	(c)	(d)	(e)	(f)	(g)	(h)	(i)	(j)	
66	LTF	Mainline	FT	CONCORD ENERGY LLC	214667	214667		Jan-25	388,096	\$1,009
67	LTF	Mainline	FT	CONCORD ENERGY LLC	214667	214667		Feb-25	266,788	\$694
68	LTF	Mainline	FT	CONCORD ENERGY LLC	214667	214667		Mar-25	381,978	\$993
69	LTF	Mainline	FT	CONCORD ENERGY LLC	214667	214667		Apr-25	419,844	\$1,092
70	LTF	Mainline	FT	CONCORD ENERGY LLC	214667	214667		May-25	457,474	\$1,189
71	LTF	Mainline	FT	CONCORD ENERGY LLC	214667	214667		Jun-25	346,398	\$901
72	LTF	Mainline	FT	CONCORD ENERGY LLC	214667	214667		Jul-25	269,932	\$702
73	LTF	Mainline	FT	CONCORD ENERGY LLC	214667	214667		Aug-25	20,944	\$54
74	LTF	Mainline	FT	CONCORD ENERGY LLC	214667	214667		Sep-25	291,097	\$757
75	LTF	Mainline	FT	CONCORD ENERGY LLC	214667	214667		Oct-25	444,344	\$1,155
76	LTF	Mainline	FT	CONCORD ENERGY LLC	214667	214667		Nov-25	319,461	\$831
77	LTF	Mainline	FT	CONCORD ENERGY LLC	214667	214667		Dec-25	404,193	\$1,051
78	LTF	Mainline	FT	CONCORD ENERGY LLC	214667 Total				4,010,549	\$10,427
79	LTF	Mainline	FT	EOG RESOURCES, INC.	214934	214934		Jan-25	3,739,337	\$0
80	LTF	Mainline	FT	EOG RESOURCES, INC.	214934	214934		Feb-25	3,189,396	\$0
81	LTF	Mainline	FT	EOG RESOURCES, INC.	214934	214934		Mar-25	3,484,683	\$0
82	LTF	Mainline	FT	EOG RESOURCES, INC.	214934	214934		Apr-25	3,899,532	\$0
83	LTF	Mainline	FT	EOG RESOURCES, INC.	214934	214934		May-25	3,877,894	\$0
84	LTF	Mainline	FT	EOG RESOURCES, INC.	214934	214934		Jun-25	3,969,483	\$0
85	LTF	Mainline	FT	EOG RESOURCES, INC.	214934	214934		Jul-25	4,044,957	\$0
86	LTF	Mainline	FT	EOG RESOURCES, INC.	214934	214934		Aug-25	3,861,875	\$0
87	LTF	Mainline	FT	EOG RESOURCES, INC.	214934	214934		Sep-25	3,569,568	\$0
88	LTF	Mainline	FT	EOG RESOURCES, INC.	214934	214934		Oct-25	3,433,753	\$0
89	LTF	Mainline	FT	EOG RESOURCES, INC.	214934	214934		Nov-25	2,943,350	\$0
90	LTF	Mainline	FT	EOG RESOURCES, INC.	214934	214934		Dec-25	3,696,092	\$0
91	LTF	Mainline	FT	EOG RESOURCES, INC.	214934 Total				43,709,920	\$0

Line No.	LTF-STF	Mainline/Lateral	Rate Sched	Company Name	Agmt No.	Legacy Agmt No.	Releasing Shipper Agmt No.	Month/Year	Billed Dth	Amounts
(a)	(b)	(c)	(d)		(e)	(f)	(g)	(h)	(i)	(j)
92	LTF	Mainline	FT	NRG BUSINESS MARKETING LLC	215148	215148		Jan-25	69,546	\$181
93	LTF	Mainline	FT	NRG BUSINESS MARKETING LLC	215148	215148		Feb-25	52,987	\$138
94	LTF	Mainline	FT	NRG BUSINESS MARKETING LLC	215148	215148		Mar-25	1,242	\$3
95	LTF	Mainline	FT	NRG BUSINESS MARKETING LLC	215148	215148		Apr-25	18,475	\$48
96	LTF	Mainline	FT	NRG BUSINESS MARKETING LLC	215148	215148		May-25	4,199	\$11
97	LTF	Mainline	FT	NRG BUSINESS MARKETING LLC	215148	215148		Jun-25	28,995	\$75
98	LTF	Mainline	FT	NRG BUSINESS MARKETING LLC	215148	215148		Jul-25	89,422	\$233
99	LTF	Mainline	FT	NRG BUSINESS MARKETING LLC	215148	215148		Aug-25	141,663	\$368
100	LTF	Mainline	FT	NRG BUSINESS MARKETING LLC	215148	215148		Sep-25	238,676	\$621
101	LTF	Mainline	FT	NRG BUSINESS MARKETING LLC	215148	215148		Oct-25	180,971	\$471
102	LTF	Mainline	FT	NRG BUSINESS MARKETING LLC	215148	215148		Nov-25	214,557	\$558
103	LTF	Mainline	FT	NRG BUSINESS MARKETING LLC	215148	215148		Dec-25	5,213	\$14
104	LTF	Mainline	FT	NRG BUSINESS MARKETING LLC	215148 Total				1,045,946	\$2,719
105	LTF	Mainline	FT	CONCORD ENERGY LLC	215149	215149		Jan-25	187,298	\$487
106	LTF	Mainline	FT	CONCORD ENERGY LLC	215149	215149		Feb-25	127,500	\$332
107	LTF	Mainline	FT	CONCORD ENERGY LLC	215149	215149		May-25	6,300	\$16
108	LTF	Mainline	FT	CONCORD ENERGY LLC	215149	215149		Jun-25	218,881	\$569
109	LTF	Mainline	FT	CONCORD ENERGY LLC	215149	215149		Jul-25	277,694	\$722
110	LTF	Mainline	FT	CONCORD ENERGY LLC	215149	215149		Aug-25	285,700	\$743
111	LTF	Mainline	FT	CONCORD ENERGY LLC	215149	215149		Sep-25	304,507	\$792
112	LTF	Mainline	FT	CONCORD ENERGY LLC	215149	215149		Oct-25	142,500	\$371
113	LTF	Mainline	FT	CONCORD ENERGY LLC	215149	215149		Nov-25	106,780	\$278
114	LTF	Mainline	FT	CONCORD ENERGY LLC	215149	215149		Dec-25	60,100	\$156
115	LTF	Mainline	FT	CONCORD ENERGY LLC	215149 Total				1,717,260	\$4,465

Wyoming Interstate Company, L.L.C.
 Study Pursuant to S and A in Docket No. RP22-823-000
 Detail of Usage Activity
 For the Twelve Months Ending December 31, 2025

Line No.	LTF-STF	Mainline/Lateral	Rate Sched	Company Name	Agmt No.	Legacy Agmt No.	Releasing Shipper Agmt No.	Month/Year	Billed Dth	Amounts
(a)	(b)	(c)	(d)		(e)	(f)	(g)	(h)	(i)	(j)
116	LTF	Mainline	FT	CONOCOPHILLIPS COMPANY	215881	215881		Jan-25	871,068	\$2,265
117	LTF	Mainline	FT	CONOCOPHILLIPS COMPANY	215881	215881		Feb-25	539,142	\$1,402
118	LTF	Mainline	FT	CONOCOPHILLIPS COMPANY	215881	215881		Mar-25	497,511	\$1,293
119	LTF	Mainline	FT	CONOCOPHILLIPS COMPANY	215881	215881		Apr-25	734,954	\$1,911
120	LTF	Mainline	FT	CONOCOPHILLIPS COMPANY	215881	215881		May-25	323,510	\$841
121	LTF	Mainline	FT	CONOCOPHILLIPS COMPANY	215881	215881		Jun-25	520,012	\$1,352
122	LTF	Mainline	FT	CONOCOPHILLIPS COMPANY	215881	215881		Jul-25	165,231	\$430
123	LTF	Mainline	FT	CONOCOPHILLIPS COMPANY	215881	215881		Aug-25	388,523	\$1,010
124	LTF	Mainline	FT	CONOCOPHILLIPS COMPANY	215881	215881		Sep-25	241,159	\$627
125	LTF	Mainline	FT	CONOCOPHILLIPS COMPANY	215881	215881		Oct-25	478,523	\$1,244
126	LTF	Mainline	FT	CONOCOPHILLIPS COMPANY	215881	215881		Nov-25	407,206	\$1,059
127	LTF	Mainline	FT	CONOCOPHILLIPS COMPANY	215881	215881		Dec-25	414,742	\$1,078
128	LTF	Mainline	FT	CONOCOPHILLIPS COMPANY	215881 Total				5,581,581	\$14,512
129	LTF	Mainline	FT	CASTLETON COMMODITIES MERCHANT TRADING L.P.	215883	215883		Jan-25	373,796	\$972
130	LTF	Mainline	FT	CASTLETON COMMODITIES MERCHANT TRADING L.P.	215883	215883		Feb-25	390,200	\$1,015
131	LTF	Mainline	FT	CASTLETON COMMODITIES MERCHANT TRADING L.P.	215883	215883		Mar-25	263,278	\$685
132	LTF	Mainline	FT	CASTLETON COMMODITIES MERCHANT TRADING L.P.	215883	215883		Apr-25	138,510	\$360
133	LTF	Mainline	FT	CASTLETON COMMODITIES MERCHANT TRADING L.P.	215883	215883		May-25	78,815	\$205
134	LTF	Mainline	FT	CASTLETON COMMODITIES MERCHANT TRADING L.P.	215883	215883		Jun-25	296,389	\$771
135	LTF	Mainline	FT	CASTLETON COMMODITIES MERCHANT TRADING L.P.	215883	215883		Jul-25	512,359	\$1,332
136	LTF	Mainline	FT	CASTLETON COMMODITIES MERCHANT TRADING L.P.	215883	215883		Aug-25	307,910	\$801
137	LTF	Mainline	FT	CASTLETON COMMODITIES MERCHANT TRADING L.P.	215883	215883		Sep-25	312,986	\$814
138	LTF	Mainline	FT	CASTLETON COMMODITIES MERCHANT TRADING L.P.	215883	215883		Oct-25	610,159	\$1,586
139	LTF	Mainline	FT	CASTLETON COMMODITIES MERCHANT TRADING L.P.	215883	215883		Nov-25	280,691	\$730
140	LTF	Mainline	FT	CASTLETON COMMODITIES MERCHANT TRADING L.P.	215883	215883		Dec-25	97,500	\$254
141	LTF	Mainline	FT	CASTLETON COMMODITIES MERCHANT TRADING L.P.	215883 Total				3,662,593	\$9,523

Wyoming Interstate Company, L.L.C.
 Study Pursuant to S and A in Docket No. RP22-823-000
 Detail of Usage Activity
 For the Twelve Months Ending December 31, 2025

Line No.	LTF-STF	Mainline/Lateral	Rate Sched	Company Name	Agmt No.	Legacy Agmt No.	Releasing Shipper Agmt No.	Month/Year	Billed Dth	Amounts
(a)	(b)	(c)	(d)	(e)	(f)	(g)	(h)	(i)	(j)	
142	LTF	Mainline	FT	BP ENERGY COMPANY	215885	215885		Jan-25	197,187	\$513
143	LTF	Mainline	FT	BP ENERGY COMPANY	215885	215885		Feb-25	183,300	\$477
144	LTF	Mainline	FT	BP ENERGY COMPANY	215885	215885		Mar-25	84,025	\$218
145	LTF	Mainline	FT	BP ENERGY COMPANY	215885	215885		Apr-25	109,902	\$286
146	LTF	Mainline	FT	BP ENERGY COMPANY	215885	215885		May-25	60,559	\$157
147	LTF	Mainline	FT	BP ENERGY COMPANY	215885	215885		Jun-25	106,659	\$277
148	LTF	Mainline	FT	BP ENERGY COMPANY	215885	215885		Jul-25	162,252	\$422
149	LTF	Mainline	FT	BP ENERGY COMPANY	215885	215885		Aug-25	151,986	\$395
150	LTF	Mainline	FT	BP ENERGY COMPANY	215885	215885		Sep-25	219,330	\$570
151	LTF	Mainline	FT	BP ENERGY COMPANY	215885	215885		Oct-25	133,373	\$347
152	LTF	Mainline	FT	BP ENERGY COMPANY	215885	215885		Nov-25	16,419	\$43
153	LTF	Mainline	FT	BP ENERGY COMPANY	215885	215885		Dec-25	26,152	\$68
154	LTF	Mainline	FT	BP ENERGY COMPANY	215885 Total				1,451,144	\$3,773
155	LTF	Mainline	FT	TALLGRASS INTERSTATE GAS TRANSMISSION, LLC	215908	215908		Jan-25	736,000	\$0
156	LTF	Mainline	FT	TALLGRASS INTERSTATE GAS TRANSMISSION, LLC	215908	215908		Feb-25	434,125	\$0
157	LTF	Mainline	FT	TALLGRASS INTERSTATE GAS TRANSMISSION, LLC	215908	215908		Mar-25	614,000	\$0
158	LTF	Mainline	FT	TALLGRASS INTERSTATE GAS TRANSMISSION, LLC	215908	215908		Apr-25	42,000	\$0
159	LTF	Mainline	FT	TALLGRASS INTERSTATE GAS TRANSMISSION, LLC	215908	215908		May-25	116,000	\$0
160	LTF	Mainline	FT	TALLGRASS INTERSTATE GAS TRANSMISSION, LLC	215908	215908		Jun-25	633,930	\$0
161	LTF	Mainline	FT	TALLGRASS INTERSTATE GAS TRANSMISSION, LLC	215908	215908		Jul-25	837,000	\$0
162	LTF	Mainline	FT	TALLGRASS INTERSTATE GAS TRANSMISSION, LLC	215908	215908		Aug-25	591,000	\$0
163	LTF	Mainline	FT	TALLGRASS INTERSTATE GAS TRANSMISSION, LLC	215908	215908		Sep-25	872,000	\$0
164	LTF	Mainline	FT	TALLGRASS INTERSTATE GAS TRANSMISSION, LLC	215908	215908		Oct-25	317,000	\$0
165	LTF	Mainline	FT	TALLGRASS INTERSTATE GAS TRANSMISSION, LLC	215908	215908		Nov-25	325,000	\$0
166	LTF	Mainline	FT	TALLGRASS INTERSTATE GAS TRANSMISSION, LLC	215908	215908		Dec-25	462,994	\$0
167	LTF	Mainline	FT	TALLGRASS INTERSTATE GAS TRANSMISSION, LLC	215908 Total				5,981,049	\$0

Wyoming Interstate Company, L.L.C.
Study Pursuant to S and A in Docket No. RP22-823-000
Detail of Usage Activity
For the Twelve Months Ending December 31, 2025

Line No.	LTF-STF	Mainline/Lateral	Rate Sched	Company Name	Agmt No.	Legacy Agmt No.	Releasing Shipper Agmt No.	Month/Year	Billed Dth	Amounts
(a)	(b)	(c)	(d)	(e)	(f)	(g)	(h)	(i)	(j)	
168	LTF	Mainline	FT	CITADEL ENERGY MARKETING LLC	216493	216493		Jan-25	1,382,940	\$3,596
169	LTF	Mainline	FT	CITADEL ENERGY MARKETING LLC	216493	216493		Feb-25	786,643	\$2,045
170	LTF	Mainline	FT	CITADEL ENERGY MARKETING LLC	216493	216493		Mar-25	1,141,681	\$2,968
171	LTF	Mainline	FT	CITADEL ENERGY MARKETING LLC	216493	216493		Apr-25	5,213	\$14
172	LTF	Mainline	FT	CITADEL ENERGY MARKETING LLC	216493	216493		Jun-25	487,579	\$1,268
173	LTF	Mainline	FT	CITADEL ENERGY MARKETING LLC	216493	216493		Jul-25	1,067,455	\$2,775
174	LTF	Mainline	FT	CITADEL ENERGY MARKETING LLC	216493	216493		Aug-25	1,472,500	\$3,829
175	LTF	Mainline	FT	CITADEL ENERGY MARKETING LLC	216493	216493		Sep-25	712,500	\$1,853
176	LTF	Mainline	FT	CITADEL ENERGY MARKETING LLC	216493	216493		Oct-25	1,442,551	\$3,751
177	LTF	Mainline	FT	CITADEL ENERGY MARKETING LLC	216493	216493		Nov-25	1,425,000	\$3,705
178	LTF	Mainline	FT	CITADEL ENERGY MARKETING LLC	216493	216493		Dec-25	1,472,500	\$3,829
179	LTF	Mainline	FT	CITADEL ENERGY MARKETING LLC	216493 Total				11,396,562	\$29,631
180	LTF	Mainline	FT	EIF KC LANDFILL GAS, LLC	216553	216553		Jan-25	63,986	\$166
181	LTF	Mainline	FT	EIF KC LANDFILL GAS, LLC	216553	216553		Feb-25	5,145	\$13
182	LTF	Mainline	FT	EIF KC LANDFILL GAS, LLC	216553	216553		Mar-25	64,163	\$167
183	LTF	Mainline	FT	EIF KC LANDFILL GAS, LLC	216553	216553		Apr-25	86,436	\$225
184	LTF	Mainline	FT	EIF KC LANDFILL GAS, LLC	216553	216553		May-25	105,338	\$274
185	LTF	Mainline	FT	EIF KC LANDFILL GAS, LLC	216553	216553		Jun-25	82,930	\$216
186	LTF	Mainline	FT	EIF KC LANDFILL GAS, LLC	216553	216553		Jul-25	68,618	\$178
187	LTF	Mainline	FT	EIF KC LANDFILL GAS, LLC	216553	216553		Aug-25	42,444	\$110
188	LTF	Mainline	FT	EIF KC LANDFILL GAS, LLC	216553	216553		Sep-25	56,268	\$146
189	LTF	Mainline	FT	EIF KC LANDFILL GAS, LLC	216553	216553		Oct-25	88,400	\$230
190	LTF	Mainline	FT	EIF KC LANDFILL GAS, LLC	216553	216553		Nov-25	105,462	\$274
191	LTF	Mainline	FT	EIF KC LANDFILL GAS, LLC	216553	216553		Dec-25	439	\$1
192	LTF	Mainline	FT	EIF KC LANDFILL GAS, LLC	216553 Total				769,629	\$2,001

Wyoming Interstate Company, L.L.C.
 Study Pursuant to S and A in Docket No. RP22-823-000
 Detail of Usage Activity
 For the Twelve Months Ending December 31, 2025

Line No.	LTF-STF	Mainline/Lateral	Rate Sched	Company Name	Agmt No.	Legacy Agmt No.	Releasing Shipper Agmt No.	Month/Year	Billed Dth	Amounts
(a)	(b)	(c)	(d)		(e)	(f)	(g)	(h)	(i)	(j)
193	LTF	Mainline	FT	CITADEL ENERGY MARKETING LLC	216713	216713		Jan-25	896,463	\$2,331
194	LTF	Mainline	FT	CITADEL ENERGY MARKETING LLC	216713	216713		Feb-25	765,198	\$1,990
195	LTF	Mainline	FT	CITADEL ENERGY MARKETING LLC	216713	216713		Mar-25	290,685	\$756
196	LTF	Mainline	FT	CITADEL ENERGY MARKETING LLC	216713	216713		Apr-25	953,894	\$2,480
197	LTF	Mainline	FT	CITADEL ENERGY MARKETING LLC	216713	216713		May-25	1,039,072	\$2,702
198	LTF	Mainline	FT	CITADEL ENERGY MARKETING LLC	216713	216713		Jun-25	959,548	\$2,495
199	LTF	Mainline	FT	CITADEL ENERGY MARKETING LLC	216713	216713		Jul-25	751,139	\$1,953
200	LTF	Mainline	FT	CITADEL ENERGY MARKETING LLC	216713	216713		Aug-25	940,596	\$2,446
201	LTF	Mainline	FT	CITADEL ENERGY MARKETING LLC	216713	216713		Sep-25	508,801	\$1,323
202	LTF	Mainline	FT	CITADEL ENERGY MARKETING LLC	216713	216713		Oct-25	1,016,673	\$2,643
203	LTF	Mainline	FT	CITADEL ENERGY MARKETING LLC	216713	216713		Nov-25	259,601	\$675
204	LTF	Mainline	FT	CITADEL ENERGY MARKETING LLC	216713	216713		Dec-25	277,984	\$723
205	LTF	Mainline	FT	CITADEL ENERGY MARKETING LLC	216713 Total				8,659,654	\$22,515
206	LTF	Mainline	FT	TENASKA MARKETING VENTURES	217271	217271		Jan-25	32,967	\$86
207	LTF	Mainline	FT	TENASKA MARKETING VENTURES	217271	217271		Feb-25	37,085	\$96
208	LTF	Mainline	FT	TENASKA MARKETING VENTURES	217271	217271		Mar-25	78,400	\$204
209	LTF	Mainline	FT	TENASKA MARKETING VENTURES	217271	217271		May-25	52,471	\$136
210	LTF	Mainline	FT	TENASKA MARKETING VENTURES	217271	217271		Jun-25	84,000	\$218
211	LTF	Mainline	FT	TENASKA MARKETING VENTURES	217271	217271		Jul-25	5,600	\$15
212	LTF	Mainline	FT	TENASKA MARKETING VENTURES	217271	217271		Aug-25	73,125	\$190
213	LTF	Mainline	FT	TENASKA MARKETING VENTURES	217271	217271		Sep-25	84,011	\$218
214	LTF	Mainline	FT	TENASKA MARKETING VENTURES	217271	217271		Oct-25	86,800	\$226
215	LTF	Mainline	FT	TENASKA MARKETING VENTURES	217271	217271		Nov-25	84,000	\$218
216	LTF	Mainline	FT	TENASKA MARKETING VENTURES	217271	217271		Dec-25	86,800	\$226
217	LTF	Mainline	FT	TENASKA MARKETING VENTURES	217271 Total				705,259	\$1,834

Wyoming Interstate Company, L.L.C.
 Study Pursuant to S and A in Docket No. RP22-823-000
 Detail of Usage Activity
 For the Twelve Months Ending December 31, 2025

Line No.	LTF-STF	Mainline/Lateral	Rate Sched	Company Name	Agmt No.	Legacy Agmt No.	Releasing Shipper Agmt No.	Month/Year	Billed Dth	Amounts
(a)	(b)	(c)	(d)		(e)	(f)	(g)	(h)	(i)	(j)
218	LTF	Mainline	FT	MIECO LLC	217273	217273		Jan-25	70,882	\$184
219	LTF	Mainline	FT	MIECO LLC	217273	217273		Feb-25	44,800	\$116
220	LTF	Mainline	FT	MIECO LLC	217273	217273		Mar-25	78,400	\$204
221	LTF	Mainline	FT	MIECO LLC	217273	217273		Apr-25	17,623	\$46
222	LTF	Mainline	FT	MIECO LLC	217273	217273		May-25	81,200	\$211
223	LTF	Mainline	FT	MIECO LLC	217273	217273		Jun-25	42,000	\$109
224	LTF	Mainline	FT	MIECO LLC	217273	217273		Sep-25	11,200	\$29
225	LTF	Mainline	FT	MIECO LLC	217273	217273		Oct-25	82,717	\$215
226	LTF	Mainline	FT	MIECO LLC	217273	217273		Nov-25	84,000	\$218
227	LTF	Mainline	FT	MIECO LLC	217273	217273		Dec-25	86,800	\$226
228	LTF	Mainline	FT	MIECO LLC	217273 Total				599,622	\$1,559
229	LTF	Mainline	FT	SPOTLIGHT ENERGY, LLC	217274	217274		Jan-25	401,104	\$1,043
230	LTF	Mainline	FT	SPOTLIGHT ENERGY, LLC	217274	217274		Feb-25	286,272	\$744
231	LTF	Mainline	FT	SPOTLIGHT ENERGY, LLC	217274	217274		Mar-25	69,342	\$180
232	LTF	Mainline	FT	SPOTLIGHT ENERGY, LLC	217274	217274		Apr-25	141,973	\$369
233	LTF	Mainline	FT	SPOTLIGHT ENERGY, LLC	217274	217274		May-25	358,015	\$931
234	LTF	Mainline	FT	SPOTLIGHT ENERGY, LLC	217274	217274		Jun-25	332,064	\$863
235	LTF	Mainline	FT	SPOTLIGHT ENERGY, LLC	217274	217274		Jul-25	57	\$0
236	LTF	Mainline	FT	SPOTLIGHT ENERGY, LLC	217274	217274		Aug-25	301,102	\$783
237	LTF	Mainline	FT	SPOTLIGHT ENERGY, LLC	217274	217274		Sep-25	200,284	\$521
238	LTF	Mainline	FT	SPOTLIGHT ENERGY, LLC	217274	217274		Oct-25	547,141	\$1,423
239	LTF	Mainline	FT	SPOTLIGHT ENERGY, LLC	217274	217274		Nov-25	272,219	\$708
240	LTF	Mainline	FT	SPOTLIGHT ENERGY, LLC	217274	217274		Dec-25	327,808	\$852
241	LTF	Mainline	FT	SPOTLIGHT ENERGY, LLC	217274 Total				3,237,381	\$8,417
242	LTF	Mainline	FT	CITADEL ENERGY MARKETING LLC	217275	217275		Jan-25	295,833	\$769
243	LTF	Mainline	FT	CITADEL ENERGY MARKETING LLC	217275	217275		Feb-25	195,825	\$509
244	LTF	Mainline	FT	CITADEL ENERGY MARKETING LLC	217275	217275		Mar-25	4,871	\$13
245	LTF	Mainline	FT	CITADEL ENERGY MARKETING LLC	217275	217275		Apr-25	214,813	\$559
246	LTF	Mainline	FT	CITADEL ENERGY MARKETING LLC	217275	217275		May-25	649,137	\$1,688
247	LTF	Mainline	FT	CITADEL ENERGY MARKETING LLC	217275	217275		Jun-25	389,933	\$1,014
248	LTF	Mainline	FT	CITADEL ENERGY MARKETING LLC	217275	217275		Aug-25	74,665	\$194
249	LTF	Mainline	FT	CITADEL ENERGY MARKETING LLC	217275	217275		Sep-25	135,737	\$353
250	LTF	Mainline	FT	CITADEL ENERGY MARKETING LLC	217275	217275		Oct-25	506,842	\$1,318
251	LTF	Mainline	FT	CITADEL ENERGY MARKETING LLC	217275	217275		Nov-25	260,000	\$676
252	LTF	Mainline	FT	CITADEL ENERGY MARKETING LLC	217275	217275		Dec-25	10,000	\$26
253	LTF	Mainline	FT	CITADEL ENERGY MARKETING LLC	217275 Total				2,737,656	\$7,118

Wyoming Interstate Company, L.L.C.
 Study Pursuant to S and A in Docket No. RP22-823-000
 Detail of Usage Activity
 For the Twelve Months Ending December 31, 2025

Line No.	LTF-STF	Mainline/Lateral	Rate Sched	Company Name	Agmt No.	Legacy Agmt No.	Releasing Shipper Agmt No.	Month/Year	Billed Dth	Amounts
(a)	(b)	(c)	(d)	(e)	(f)	(g)	(h)	(i)	(j)	
254	LTF	Mainline	FT	NRG BUSINESS MARKETING LLC	217449	217449		Jan-25	193,535	\$503
255	LTF	Mainline	FT	NRG BUSINESS MARKETING LLC	217449	217449		Feb-25	244,017	\$634
256	LTF	Mainline	FT	NRG BUSINESS MARKETING LLC	217449	217449		Mar-25	800	\$2
257	LTF	Mainline	FT	NRG BUSINESS MARKETING LLC	217449	217449		Apr-25	45,808	\$119
258	LTF	Mainline	FT	NRG BUSINESS MARKETING LLC	217449	217449		May-25	764	\$2
259	LTF	Mainline	FT	NRG BUSINESS MARKETING LLC	217449	217449		Jun-25	110,717	\$288
260	LTF	Mainline	FT	NRG BUSINESS MARKETING LLC	217449	217449		Jul-25	416,700	\$1,083
261	LTF	Mainline	FT	NRG BUSINESS MARKETING LLC	217449	217449		Aug-25	440,381	\$1,145
262	LTF	Mainline	FT	NRG BUSINESS MARKETING LLC	217449	217449		Sep-25	140,793	\$366
263	LTF	Mainline	FT	NRG BUSINESS MARKETING LLC	217449	217449		Oct-25	398,297	\$1,036
264	LTF	Mainline	FT	NRG BUSINESS MARKETING LLC	217449	217449		Nov-25	397,634	\$1,034
265	LTF	Mainline	FT	NRG BUSINESS MARKETING LLC	217449	217449		Dec-25	372,100	\$968
266	LTF	Mainline	FT	NRG BUSINESS MARKETING LLC	217449 Total				2,761,546	\$7,180
267	LTF	Mainline	FT	COLORADO INTERSTATE GAS COMPANY, L.L.C. *	217469	217469		Sep-25	400,000	\$1,040
268	LTF	Mainline	FT	COLORADO INTERSTATE GAS COMPANY, L.L.C. *	217469 Total				400,000	\$1,040
269	LTF	Mainline	FT	COLORADO INTERSTATE GAS COMPANY, L.L.C. *	217484	217484		Jan-25	589,000	\$1,531
270	LTF	Mainline	FT	COLORADO INTERSTATE GAS COMPANY, L.L.C. *	217484	217484		Feb-25	532,000	\$1,383
271	LTF	Mainline	FT	COLORADO INTERSTATE GAS COMPANY, L.L.C. *	217484	217484		Mar-25	589,000	\$1,531
272	LTF	Mainline	FT	COLORADO INTERSTATE GAS COMPANY, L.L.C. *	217484	217484		Apr-25	570,000	\$1,482
273	LTF	Mainline	FT	COLORADO INTERSTATE GAS COMPANY, L.L.C. *	217484	217484		May-25	589,000	\$1,531
274	LTF	Mainline	FT	COLORADO INTERSTATE GAS COMPANY, L.L.C. *	217484	217484		Jun-25	570,000	\$1,482
275	LTF	Mainline	FT	COLORADO INTERSTATE GAS COMPANY, L.L.C. *	217484	217484		Jul-25	589,000	\$1,531
276	LTF	Mainline	FT	COLORADO INTERSTATE GAS COMPANY, L.L.C. *	217484	217484		Aug-25	589,000	\$1,531
277	LTF	Mainline	FT	COLORADO INTERSTATE GAS COMPANY, L.L.C. *	217484	217484		Sep-25	926,293	\$2,408
278	LTF	Mainline	FT	COLORADO INTERSTATE GAS COMPANY, L.L.C. *	217484	217484		Oct-25	589,000	\$1,531
279	LTF	Mainline	FT	COLORADO INTERSTATE GAS COMPANY, L.L.C. *	217484	217484		Nov-25	570,000	\$1,482
280	LTF	Mainline	FT	COLORADO INTERSTATE GAS COMPANY, L.L.C. *	217484	217484		Dec-25	589,000	\$1,531
281	LTF	Mainline	FT	COLORADO INTERSTATE GAS COMPANY, L.L.C. *	217484 Total				7,291,293	\$18,957
282	LTF	Mainline	FT	COLORADO INTERSTATE GAS COMPANY, L.L.C. *	217486	217486		Sep-25	20,000	\$52
283	LTF	Mainline	FT	COLORADO INTERSTATE GAS COMPANY, L.L.C. *	217486 Total				20,000	\$52

Wyoming Interstate Company, L.L.C.
 Study Pursuant to S and A in Docket No. RP22-823-000
 Detail of Usage Activity
 For the Twelve Months Ending December 31, 2025

Line No.	LTF-STF	Mainline/Lateral	Rate Sched	Company Name	Agmt No.	Legacy Agmt No.	Releasing Shipper Agmt No.	Month/Year	Billed Dth	Amounts
(a)	(b)	(c)	(d)		(e)	(f)	(g)	(h)	(i)	(j)
284	LTF	Mainline	FT	CONCORD ENERGY LLC	217794	217794		Jan-25	495,221	\$1,288
285	LTF	Mainline	FT	CONCORD ENERGY LLC	217794	217794		Feb-25	398,129	\$1,035
286	LTF	Mainline	FT	CONCORD ENERGY LLC	217794	217794		Mar-25	547,590	\$1,424
287	LTF	Mainline	FT	CONCORD ENERGY LLC	217794	217794		Apr-25	467,150	\$1,215
288	LTF	Mainline	FT	CONCORD ENERGY LLC	217794	217794		May-25	490,182	\$1,275
289	LTF	Mainline	FT	CONCORD ENERGY LLC	217794	217794		Jun-25	529,352	\$1,376
290	LTF	Mainline	FT	CONCORD ENERGY LLC	217794	217794		Jul-25	216,956	\$564
291	LTF	Mainline	FT	CONCORD ENERGY LLC	217794	217794		Aug-25	24,800	\$64
292	LTF	Mainline	FT	CONCORD ENERGY LLC	217794	217794		Sep-25	307,048	\$798
293	LTF	Mainline	FT	CONCORD ENERGY LLC	217794	217794		Oct-25	382,963	\$996
294	LTF	Mainline	FT	CONCORD ENERGY LLC	217794	217794		Nov-25	254,457	\$662
295	LTF	Mainline	FT	CONCORD ENERGY LLC	217794	217794		Dec-25	88,950	\$231
296	LTF	Mainline	FT	CONCORD ENERGY LLC	217794 Total				4,202,798	\$10,927
297	LTF	Mainline	FT	CITADEL ENERGY MARKETING LLC	218314	218314		Jan-25	3,122,327	\$8,118
298	LTF	Mainline	FT	CITADEL ENERGY MARKETING LLC	218314	218314		Feb-25	2,445,193	\$6,357
299	LTF	Mainline	FT	CITADEL ENERGY MARKETING LLC	218314	218314		Mar-25	2,743,581	\$7,133
300	LTF	Mainline	FT	CITADEL ENERGY MARKETING LLC	218314	218314		Apr-25	2,635,062	\$6,851
301	LTF	Mainline	FT	CITADEL ENERGY MARKETING LLC	218314	218314		May-25	2,450,492	\$6,371
302	LTF	Mainline	FT	CITADEL ENERGY MARKETING LLC	218314	218314		Jun-25	2,756,458	\$7,167
303	LTF	Mainline	FT	CITADEL ENERGY MARKETING LLC	218314	218314		Jul-25	3,805,323	\$9,894
304	LTF	Mainline	FT	CITADEL ENERGY MARKETING LLC	218314	218314		Aug-25	5,500,604	\$14,302
305	LTF	Mainline	FT	CITADEL ENERGY MARKETING LLC	218314	218314		Sep-25	3,424,630	\$8,904
306	LTF	Mainline	FT	CITADEL ENERGY MARKETING LLC	218314 Total				28,883,670	\$75,098
307	LTF	Mainline	FT	CONCORD ENERGY LLC	218446	218446		Jan-25	2,389,861	\$6,214
308	LTF	Mainline	FT	CONCORD ENERGY LLC	218446	218446		Feb-25	1,935,990	\$5,034
309	LTF	Mainline	FT	CONCORD ENERGY LLC	218446	218446		Mar-25	1,924,171	\$5,003
310	LTF	Mainline	FT	CONCORD ENERGY LLC	218446	218446		Apr-25	1,256,795	\$3,268
311	LTF	Mainline	FT	CONCORD ENERGY LLC	218446	218446		May-25	2,038,585	\$5,300
312	LTF	Mainline	FT	CONCORD ENERGY LLC	218446	218446		Jun-25	2,172,121	\$5,648
313	LTF	Mainline	FT	CONCORD ENERGY LLC	218446	218446		Jul-25	1,452,125	\$3,776
314	LTF	Mainline	FT	CONCORD ENERGY LLC	218446	218446		Aug-25	1,416,762	\$3,684
315	LTF	Mainline	FT	CONCORD ENERGY LLC	218446	218446		Sep-25	2,267,891	\$5,897
316	LTF	Mainline	FT	CONCORD ENERGY LLC	218446	218446		Oct-25	2,372,671	\$6,169
317	LTF	Mainline	FT	CONCORD ENERGY LLC	218446	218446		Nov-25	1,630,818	\$4,240
318	LTF	Mainline	FT	CONCORD ENERGY LLC	218446	218446		Dec-25	2,220,002	\$5,772
319	LTF	Mainline	FT	CONCORD ENERGY LLC	218446 Total				23,077,792	\$60,002

Wyoming Interstate Company, L.L.C.
 Study Pursuant to S and A in Docket No. RP22-823-000
 Detail of Usage Activity
 For the Twelve Months Ending December 31, 2025

Line No.	LTF-STF	Mainline/Lateral	Rate Sched	Company Name	Agmt No.	Legacy Agmt No.	Releasing Shipper Agmt No.	Month/Year	Billed Dth	Amounts
(a)	(b)	(c)	(d)		(e)	(f)	(g)	(h)	(i)	(j)
320	LTF	Mainline	FT	HARTREE PARTNERS, LP	218485	218485		Jan-25	565,479	\$1,470
321	LTF	Mainline	FT	HARTREE PARTNERS, LP	218485	218485		Feb-25	432,530	\$1,125
322	LTF	Mainline	FT	HARTREE PARTNERS, LP	218485	218485		Mar-25	492,385	\$1,280
323	LTF	Mainline	FT	HARTREE PARTNERS, LP	218485 Total				1,490,394	\$3,875
324	LTF	Mainline	FT	MIECO LLC	218673	218673		Jan-25	186,000	\$0
325	LTF	Mainline	FT	MIECO LLC	218673	218673		Feb-25	167,346	\$0
326	LTF	Mainline	FT	MIECO LLC	218673	218673		Mar-25	186,000	\$0
327	LTF	Mainline	FT	MIECO LLC	218673	218673		Apr-25	180,000	\$0
328	LTF	Mainline	FT	MIECO LLC	218673	218673		May-25	188,500	\$0
329	LTF	Mainline	FT	MIECO LLC	218673	218673		Jun-25	180,000	\$0
330	LTF	Mainline	FT	MIECO LLC	218673	218673		Jul-25	177,995	\$0
331	LTF	Mainline	FT	MIECO LLC	218673	218673		Aug-25	186,000	\$0
332	LTF	Mainline	FT	MIECO LLC	218673	218673		Sep-25	179,990	\$0
333	LTF	Mainline	FT	MIECO LLC	218673	218673		Oct-25	180,112	\$0
334	LTF	Mainline	FT	MIECO LLC	218673	218673		Nov-25	175,611	\$0
335	LTF	Mainline	FT	MIECO LLC	218673	218673		Dec-25	185,505	\$0
336	LTF	Mainline	FT	MIECO LLC	218673 Total				2,173,059	\$0
337	LTF	Mainline	FT	COLORADO INTERSTATE GAS COMPANY, L.L.C. *	218782	218782		Jan-25	186,000	\$484
338	LTF	Mainline	FT	COLORADO INTERSTATE GAS COMPANY, L.L.C. *	218782	218782		Feb-25	168,000	\$437
339	LTF	Mainline	FT	COLORADO INTERSTATE GAS COMPANY, L.L.C. *	218782	218782		Mar-25	186,000	\$484
340	LTF	Mainline	FT	COLORADO INTERSTATE GAS COMPANY, L.L.C. *	218782	218782		Apr-25	180,000	\$468
341	LTF	Mainline	FT	COLORADO INTERSTATE GAS COMPANY, L.L.C. *	218782	218782		May-25	186,000	\$484
342	LTF	Mainline	FT	COLORADO INTERSTATE GAS COMPANY, L.L.C. *	218782	218782		Jun-25	180,000	\$468
343	LTF	Mainline	FT	COLORADO INTERSTATE GAS COMPANY, L.L.C. *	218782	218782		Jul-25	186,000	\$484
344	LTF	Mainline	FT	COLORADO INTERSTATE GAS COMPANY, L.L.C. *	218782	218782		Aug-25	186,000	\$484
345	LTF	Mainline	FT	COLORADO INTERSTATE GAS COMPANY, L.L.C. *	218782	218782		Sep-25	180,235	\$469
346	LTF	Mainline	FT	COLORADO INTERSTATE GAS COMPANY, L.L.C. *	218782	218782		Oct-25	186,000	\$484
347	LTF	Mainline	FT	COLORADO INTERSTATE GAS COMPANY, L.L.C. *	218782	218782		Nov-25	180,000	\$468
348	LTF	Mainline	FT	COLORADO INTERSTATE GAS COMPANY, L.L.C. *	218782	218782		Dec-25	186,000	\$484
349	LTF	Mainline	FT	COLORADO INTERSTATE GAS COMPANY, L.L.C. *	218782 Total				2,190,235	\$5,695

Wyoming Interstate Company, L.L.C.
 Study Pursuant to S and A in Docket No. RP22-823-000
 Detail of Usage Activity
 For the Twelve Months Ending December 31, 2025

Line No.	LTF-STF	Mainline/Lateral	Rate Sched	Company Name	Agmt No.	Legacy Agmt No.	Releasing Shipper Agmt No.	Month/Year	Billed Dth	Amounts
(a)	(b)	(c)	(d)		(e)	(f)	(g)	(h)	(i)	(j)
350	LTF	Mainline	FT	COLORADO INTERSTATE GAS COMPANY, L.L.C. *	218783	218783		Jan-25	93,000	\$242
351	LTF	Mainline	FT	COLORADO INTERSTATE GAS COMPANY, L.L.C. *	218783	218783		Feb-25	84,000	\$218
352	LTF	Mainline	FT	COLORADO INTERSTATE GAS COMPANY, L.L.C. *	218783	218783		Mar-25	93,000	\$242
353	LTF	Mainline	FT	COLORADO INTERSTATE GAS COMPANY, L.L.C. *	218783	218783		Apr-25	90,000	\$234
354	LTF	Mainline	FT	COLORADO INTERSTATE GAS COMPANY, L.L.C. *	218783	218783		May-25	93,000	\$242
355	LTF	Mainline	FT	COLORADO INTERSTATE GAS COMPANY, L.L.C. *	218783	218783		Jun-25	90,000	\$234
356	LTF	Mainline	FT	COLORADO INTERSTATE GAS COMPANY, L.L.C. *	218783	218783		Jul-25	93,000	\$242
357	LTF	Mainline	FT	COLORADO INTERSTATE GAS COMPANY, L.L.C. *	218783	218783		Aug-25	93,000	\$242
358	LTF	Mainline	FT	COLORADO INTERSTATE GAS COMPANY, L.L.C. *	218783	218783		Sep-25	70,065	\$182
359	LTF	Mainline	FT	COLORADO INTERSTATE GAS COMPANY, L.L.C. *	218783	218783		Oct-25	93,000	\$242
360	LTF	Mainline	FT	COLORADO INTERSTATE GAS COMPANY, L.L.C. *	218783	218783		Nov-25	90,000	\$234
361	LTF	Mainline	FT	COLORADO INTERSTATE GAS COMPANY, L.L.C. *	218783	218783		Dec-25	91,714	\$238
362	LTF	Mainline	FT	COLORADO INTERSTATE GAS COMPANY, L.L.C. *	218783 Total				1,073,779	\$2,792
363	LTF	Mainline	FT	COLORADO INTERSTATE GAS COMPANY, L.L.C. *	218784	218784		Jan-25	62,000	\$161
364	LTF	Mainline	FT	COLORADO INTERSTATE GAS COMPANY, L.L.C. *	218784	218784		Feb-25	56,000	\$146
365	LTF	Mainline	FT	COLORADO INTERSTATE GAS COMPANY, L.L.C. *	218784	218784		Mar-25	62,000	\$161
366	LTF	Mainline	FT	COLORADO INTERSTATE GAS COMPANY, L.L.C. *	218784	218784		Apr-25	60,000	\$156
367	LTF	Mainline	FT	COLORADO INTERSTATE GAS COMPANY, L.L.C. *	218784	218784		May-25	62,000	\$161
368	LTF	Mainline	FT	COLORADO INTERSTATE GAS COMPANY, L.L.C. *	218784	218784		Jun-25	60,000	\$156
369	LTF	Mainline	FT	COLORADO INTERSTATE GAS COMPANY, L.L.C. *	218784	218784		Jul-25	62,000	\$161
370	LTF	Mainline	FT	COLORADO INTERSTATE GAS COMPANY, L.L.C. *	218784	218784		Aug-25	62,000	\$161
371	LTF	Mainline	FT	COLORADO INTERSTATE GAS COMPANY, L.L.C. *	218784	218784		Sep-25	49,907	\$130
372	LTF	Mainline	FT	COLORADO INTERSTATE GAS COMPANY, L.L.C. *	218784	218784		Oct-25	62,000	\$161
373	LTF	Mainline	FT	COLORADO INTERSTATE GAS COMPANY, L.L.C. *	218784	218784		Nov-25	60,000	\$156
374	LTF	Mainline	FT	COLORADO INTERSTATE GAS COMPANY, L.L.C. *	218784	218784		Dec-25	61,359	\$160
375	LTF	Mainline	FT	COLORADO INTERSTATE GAS COMPANY, L.L.C. *	218784 Total				719,266	\$1,870

Wyoming Interstate Company, L.L.C.
 Study Pursuant to S and A in Docket No. RP22-823-000
 Detail of Usage Activity
 For the Twelve Months Ending December 31, 2025

Line No.	LTF-STF	Mainline/Lateral	Rate Sched	Company Name	Agmt No.	Legacy Agmt No.	Releasing Shipper Agmt No.	Month/Year	Billed Dth	Amounts
(a)	(b)	(c)	(d)		(e)	(f)	(g)	(h)	(i)	(j)
376	LTF	Mainline	FT	NRG BUSINESS MARKETING LLC	219182	219182		Jan-25	210,567	\$547
377	LTF	Mainline	FT	NRG BUSINESS MARKETING LLC	219182	219182		Feb-25	217,974	\$567
378	LTF	Mainline	FT	NRG BUSINESS MARKETING LLC	219182	219182		Mar-25	79,829	\$208
379	LTF	Mainline	FT	NRG BUSINESS MARKETING LLC	219182	219182		Apr-25	180,801	\$470
380	LTF	Mainline	FT	NRG BUSINESS MARKETING LLC	219182	219182		May-25	19,276	\$50
381	LTF	Mainline	FT	NRG BUSINESS MARKETING LLC	219182	219182		Jun-25	188,990	\$491
382	LTF	Mainline	FT	NRG BUSINESS MARKETING LLC	219182	219182		Jul-25	372,273	\$968
383	LTF	Mainline	FT	NRG BUSINESS MARKETING LLC	219182	219182		Aug-25	380,043	\$988
384	LTF	Mainline	FT	NRG BUSINESS MARKETING LLC	219182	219182		Sep-25	332,491	\$864
385	LTF	Mainline	FT	NRG BUSINESS MARKETING LLC	219182	219182		Oct-25	342,279	\$890
386	LTF	Mainline	FT	NRG BUSINESS MARKETING LLC	219182	219182		Nov-25	368,797	\$959
387	LTF	Mainline	FT	NRG BUSINESS MARKETING LLC	219182	219182		Dec-25	253,857	\$660
388	LTF	Mainline	FT	NRG BUSINESS MARKETING LLC	219182 Total				2,947,177	\$7,663
389	LTF	Mainline	FT	NRG BUSINESS MARKETING LLC	219183	219183		Jan-25	421,593	\$1,096
390	LTF	Mainline	FT	NRG BUSINESS MARKETING LLC	219183	219183		Feb-25	460,443	\$1,197
391	LTF	Mainline	FT	NRG BUSINESS MARKETING LLC	219183	219183		Mar-25	59,048	\$154
392	LTF	Mainline	FT	NRG BUSINESS MARKETING LLC	219183	219183		Apr-25	163,023	\$424
393	LTF	Mainline	FT	NRG BUSINESS MARKETING LLC	219183	219183		May-25	82,560	\$215
394	LTF	Mainline	FT	NRG BUSINESS MARKETING LLC	219183	219183		Jun-25	341,175	\$887
395	LTF	Mainline	FT	NRG BUSINESS MARKETING LLC	219183	219183		Jul-25	619,999	\$1,612
396	LTF	Mainline	FT	NRG BUSINESS MARKETING LLC	219183	219183		Aug-25	590,955	\$1,536
397	LTF	Mainline	FT	NRG BUSINESS MARKETING LLC	219183	219183		Sep-25	261,576	\$680
398	LTF	Mainline	FT	NRG BUSINESS MARKETING LLC	219183	219183		Oct-25	592,898	\$1,542
399	LTF	Mainline	FT	NRG BUSINESS MARKETING LLC	219183	219183		Nov-25	593,917	\$1,544
400	LTF	Mainline	FT	NRG BUSINESS MARKETING LLC	219183	219183		Dec-25	584,739	\$1,520
401	LTF	Mainline	FT	NRG BUSINESS MARKETING LLC	219183 Total				4,771,926	\$12,407

Wyoming Interstate Company, L.L.C.
 Study Pursuant to S and A in Docket No. RP22-823-000
 Detail of Usage Activity
 For the Twelve Months Ending December 31, 2025

Line No.	LTF-STF	Mainline/Lateral	Rate Sched	Company Name	Agmt No.	Legacy Agmt No.	Releasing Shipper Agmt No.	Month/Year	Billed Dth	Amounts
(a)	(b)	(c)	(d)		(e)	(f)	(g)	(h)	(i)	(j)
402	LTF	Mainline	FT	SEQUENT ENERGY MANAGEMENT LLC	219208	219208		Jan-25	1,776,276	\$4,618
403	LTF	Mainline	FT	SEQUENT ENERGY MANAGEMENT LLC	219208	219208		Feb-25	723,265	\$1,880
404	LTF	Mainline	FT	SEQUENT ENERGY MANAGEMENT LLC	219208	219208		Mar-25	1,092,217	\$2,840
405	LTF	Mainline	FT	SEQUENT ENERGY MANAGEMENT LLC	219208	219208		Apr-25	950,419	\$2,471
406	LTF	Mainline	FT	SEQUENT ENERGY MANAGEMENT LLC	219208	219208		May-25	887,996	\$2,309
407	LTF	Mainline	FT	SEQUENT ENERGY MANAGEMENT LLC	219208	219208		Jun-25	809,195	\$2,104
408	LTF	Mainline	FT	SEQUENT ENERGY MANAGEMENT LLC	219208	219208		Jul-25	442,455	\$1,150
409	LTF	Mainline	FT	SEQUENT ENERGY MANAGEMENT LLC	219208	219208		Aug-25	734,195	\$1,909
410	LTF	Mainline	FT	SEQUENT ENERGY MANAGEMENT LLC	219208	219208		Sep-25	1,135,290	\$2,952
411	LTF	Mainline	FT	SEQUENT ENERGY MANAGEMENT LLC	219208	219208		Oct-25	1,805,103	\$4,693
412	LTF	Mainline	FT	SEQUENT ENERGY MANAGEMENT LLC	219208	219208		Nov-25	1,428,155	\$3,713
413	LTF	Mainline	FT	SEQUENT ENERGY MANAGEMENT LLC	219208	219208		Dec-25	1,355,375	\$3,524
414	LTF	Mainline	FT	SEQUENT ENERGY MANAGEMENT LLC	219208 Total				13,139,941	\$34,164
415	LTF	Mainline	FT	BP ENERGY COMPANY	219230	219230		Jan-25	951,732	\$2,475
416	LTF	Mainline	FT	BP ENERGY COMPANY	219230	219230		Feb-25	803,389	\$2,089
417	LTF	Mainline	FT	BP ENERGY COMPANY	219230	219230		Mar-25	756,209	\$1,966
418	LTF	Mainline	FT	BP ENERGY COMPANY	219230	219230		Apr-25	802,586	\$2,087
419	LTF	Mainline	FT	BP ENERGY COMPANY	219230	219230		May-25	795,563	\$2,068
420	LTF	Mainline	FT	BP ENERGY COMPANY	219230	219230		Jun-25	412,900	\$1,074
421	LTF	Mainline	FT	BP ENERGY COMPANY	219230	219230		Jul-25	914,983	\$2,379
422	LTF	Mainline	FT	BP ENERGY COMPANY	219230	219230		Aug-25	517,778	\$1,346
423	LTF	Mainline	FT	BP ENERGY COMPANY	219230	219230		Sep-25	690,044	\$1,794
424	LTF	Mainline	FT	BP ENERGY COMPANY	219230	219230		Oct-25	740,309	\$1,925
425	LTF	Mainline	FT	BP ENERGY COMPANY	219230	219230		Nov-25	503,691	\$1,310
426	LTF	Mainline	FT	BP ENERGY COMPANY	219230	219230		Dec-25	459,659	\$1,195
427	LTF	Mainline	FT	BP ENERGY COMPANY	219230 Total				8,348,843	\$21,707

Wyoming Interstate Company, L.L.C.
 Study Pursuant to S and A in Docket No. RP22-823-000
 Detail of Usage Activity
 For the Twelve Months Ending December 31, 2025

Line No.	LTF-STF	Mainline/Lateral	Rate Sched	Company Name	Agmt No.	Legacy Agmt No.	Releasing Shipper Agmt No.	Month/Year	Billed Dth	Amounts
(a)	(b)	(c)	(d)		(e)	(f)	(g)	(h)	(i)	(j)
428	LTF	Mainline	FT	CONTINENTAL RESOURCES, INC.	219334	219334		Jan-25	2,105,438	\$0
429	LTF	Mainline	FT	CONTINENTAL RESOURCES, INC.	219334	219334		Feb-25	1,960,999	\$0
430	LTF	Mainline	FT	CONTINENTAL RESOURCES, INC.	219334	219334		Mar-25	2,205,941	\$0
431	LTF	Mainline	FT	CONTINENTAL RESOURCES, INC.	219334	219334		Apr-25	2,075,849	\$0
432	LTF	Mainline	FT	CONTINENTAL RESOURCES, INC.	219334	219334		May-25	2,363,937	\$0
433	LTF	Mainline	FT	CONTINENTAL RESOURCES, INC.	219334	219334		Jun-25	1,943,548	\$0
434	LTF	Mainline	FT	CONTINENTAL RESOURCES, INC.	219334	219334		Jul-25	1,940,904	\$0
435	LTF	Mainline	FT	CONTINENTAL RESOURCES, INC.	219334	219334		Aug-25	2,226,983	\$0
436	LTF	Mainline	FT	CONTINENTAL RESOURCES, INC.	219334	219334		Sep-25	2,065,682	\$0
437	LTF	Mainline	FT	CONTINENTAL RESOURCES, INC.	219334	219334		Oct-25	2,121,361	\$0
438	LTF	Mainline	FT	CONTINENTAL RESOURCES, INC.	219334	219334		Nov-25	2,210,112	\$0
439	LTF	Mainline	FT	CONTINENTAL RESOURCES, INC.	219334	219334		Dec-25	2,216,479	\$0
440	LTF	Mainline	FT	CONTINENTAL RESOURCES, INC.	219334 Total				25,437,233	\$0
441	LTF	Mainline	FT	UNITED ENERGY TRADING, LLC	219656	219656		Jan-25	625,882	\$1,627
442	LTF	Mainline	FT	UNITED ENERGY TRADING, LLC	219656	219656		Feb-25	558,626	\$1,452
443	LTF	Mainline	FT	UNITED ENERGY TRADING, LLC	219656	219656		Mar-25	609,817	\$1,586
444	LTF	Mainline	FT	UNITED ENERGY TRADING, LLC	219656	219656		Apr-25	585,851	\$1,523
445	LTF	Mainline	FT	UNITED ENERGY TRADING, LLC	219656	219656		May-25	577,770	\$1,502
446	LTF	Mainline	FT	UNITED ENERGY TRADING, LLC	219656	219656		Jun-25	603,651	\$1,570
447	LTF	Mainline	FT	UNITED ENERGY TRADING, LLC	219656	219656		Jul-25	617,518	\$1,606
448	LTF	Mainline	FT	UNITED ENERGY TRADING, LLC	219656	219656		Aug-25	613,911	\$1,596
449	LTF	Mainline	FT	UNITED ENERGY TRADING, LLC	219656	219656		Sep-25	600,000	\$1,560
450	LTF	Mainline	FT	UNITED ENERGY TRADING, LLC	219656	219656		Oct-25	488,091	\$1,269
451	LTF	Mainline	FT	UNITED ENERGY TRADING, LLC	219656	219656		Nov-25	597,545	\$1,554
452	LTF	Mainline	FT	UNITED ENERGY TRADING, LLC	219656	219656		Dec-25	613,688	\$1,596
453	LTF	Mainline	FT	UNITED ENERGY TRADING, LLC	219656 Total				7,092,350	\$18,441

Wyoming Interstate Company, L.L.C.
 Study Pursuant to S and A in Docket No. RP22-823-000
 Detail of Usage Activity
 For the Twelve Months Ending December 31, 2025

Line No.	LTF-STF	Mainline/Lateral	Rate Sched	Company Name	Agmt No.	Legacy Agmt No.	Releasing Shipper Agmt No.	Month/Year	Billed Dth	Amounts
(a)	(b)	(c)	(d)	(e)	(f)	(g)	(h)	(i)	(j)	
454	LTF	Mainline	FT	TWIN EAGLE RESOURCE MANAGEMENT, LLC	219736	219736		Jan-25	94,434	\$246
455	LTF	Mainline	FT	TWIN EAGLE RESOURCE MANAGEMENT, LLC	219736	219736		Feb-25	76,546	\$199
456	LTF	Mainline	FT	TWIN EAGLE RESOURCE MANAGEMENT, LLC	219736	219736		Mar-25	79,200	\$206
457	LTF	Mainline	FT	TWIN EAGLE RESOURCE MANAGEMENT, LLC	219736	219736		Apr-25	68,068	\$177
458	LTF	Mainline	FT	TWIN EAGLE RESOURCE MANAGEMENT, LLC	219736	219736		May-25	70,474	\$183
459	LTF	Mainline	FT	TWIN EAGLE RESOURCE MANAGEMENT, LLC	219736	219736		Jun-25	61,481	\$160
460	LTF	Mainline	FT	TWIN EAGLE RESOURCE MANAGEMENT, LLC	219736	219736		Jul-25	57,484	\$149
461	LTF	Mainline	FT	TWIN EAGLE RESOURCE MANAGEMENT, LLC	219736	219736		Aug-25	67,526	\$175
462	LTF	Mainline	FT	TWIN EAGLE RESOURCE MANAGEMENT, LLC	219736	219736		Sep-25	28,339	\$74
463	LTF	Mainline	FT	TWIN EAGLE RESOURCE MANAGEMENT, LLC	219736	219736		Oct-25	36,166	\$94
464	LTF	Mainline	FT	TWIN EAGLE RESOURCE MANAGEMENT, LLC	219736	219736		Nov-25	35,825	\$93
465	LTF	Mainline	FT	TWIN EAGLE RESOURCE MANAGEMENT, LLC	219736	219736		Dec-25	80,348	\$209
466	LTF	Mainline	FT	TWIN EAGLE RESOURCE MANAGEMENT, LLC	219736 Total				755,891	\$1,965
467	LTF	Mainline	FT	BLACK HILLS SERVICE COMPANY, LLC	219874	219874		Jan-25	27,000	\$70
468	LTF	Mainline	FT	BLACK HILLS SERVICE COMPANY, LLC	219874	219874		Apr-25	14,000	\$36
469	LTF	Mainline	FT	BLACK HILLS SERVICE COMPANY, LLC	219874 Total				41,000	\$107
470	LTF	Mainline	FT	TENASKA MARKETING VENTURES	219999	219999		Jan-25	572,696	\$1,489
471	LTF	Mainline	FT	TENASKA MARKETING VENTURES	219999	219999		Feb-25	411,758	\$1,071
472	LTF	Mainline	FT	TENASKA MARKETING VENTURES	219999	219999		Mar-25	1,464,246	\$3,807
473	LTF	Mainline	FT	TENASKA MARKETING VENTURES	219999	219999		Apr-25	1,664,099	\$4,327
474	LTF	Mainline	FT	TENASKA MARKETING VENTURES	219999	219999		May-25	894,230	\$2,325
475	LTF	Mainline	FT	TENASKA MARKETING VENTURES	219999	219999		Jun-25	617,534	\$1,606
476	LTF	Mainline	FT	TENASKA MARKETING VENTURES	219999	219999		Jul-25	1,146,303	\$2,980
477	LTF	Mainline	FT	TENASKA MARKETING VENTURES	219999	219999		Aug-25	890,105	\$2,314
478	LTF	Mainline	FT	TENASKA MARKETING VENTURES	219999	219999		Sep-25	2,245,259	\$5,838
479	LTF	Mainline	FT	TENASKA MARKETING VENTURES	219999	219999		Oct-25	732,990	\$1,906
480	LTF	Mainline	FT	TENASKA MARKETING VENTURES	219999	219999		Nov-25	639,947	\$1,664
481	LTF	Mainline	FT	TENASKA MARKETING VENTURES	219999	219999		Dec-25	717,066	\$1,864
482	LTF	Mainline	FT	TENASKA MARKETING VENTURES	219999 Total				11,996,233	\$31,190

Wyoming Interstate Company, L.L.C.
 Study Pursuant to S and A in Docket No. RP22-823-000
 Detail of Usage Activity
 For the Twelve Months Ending December 31, 2025

Line No.	LTF-STF	Mainline/Lateral	Rate Sched	Company Name	Agmt No.	Legacy Agmt No.	Releasing Shipper Agmt No.	Month/Year	Billed Dth	Amounts	
(a)	(b)	(c)	(d)	(e)	(f)	(g)	(h)	(i)	(j)		
483	LTF	Mainline	FT	SPOTLIGHT ENERGY, LLC	220001	220001		Jan-25	69,862	\$182	
484	LTF	Mainline	FT	SPOTLIGHT ENERGY, LLC	220001	220001		Feb-25	68,770	\$179	
485	LTF	Mainline	FT	SPOTLIGHT ENERGY, LLC	220001	220001		Mar-25	99,122	\$258	
486	LTF	Mainline	FT	SPOTLIGHT ENERGY, LLC	220001	220001		Apr-25	59,972	\$156	
487	LTF	Mainline	FT	SPOTLIGHT ENERGY, LLC	220001	220001		May-25	236,850	\$616	
488	LTF	Mainline	FT	SPOTLIGHT ENERGY, LLC	220001	220001		Jun-25	231,998	\$603	
489	LTF	Mainline	FT	SPOTLIGHT ENERGY, LLC	220001	220001		Jul-25	54,782	\$142	
490	LTF	Mainline	FT	SPOTLIGHT ENERGY, LLC	220001	220001		Aug-25	73,002	\$190	
491	LTF	Mainline	FT	SPOTLIGHT ENERGY, LLC	220001	220001		Sep-25	40,529	\$105	
492	LTF	Mainline	FT	SPOTLIGHT ENERGY, LLC	220001	220001		Oct-25	269,302	\$700	
493	LTF	Mainline	FT	SPOTLIGHT ENERGY, LLC	220001	220001		Nov-25	203,964	\$530	
494	LTF	Mainline	FT	SPOTLIGHT ENERGY, LLC	220001	220001		Dec-25	333,475	\$867	
495	LTF	Mainline	FT	SPOTLIGHT ENERGY, LLC	220001 Total					1,741,628	\$4,528
496	LTF	Mainline	FT	CIMA ENERGY, LP	220198	220198	216493	Jan-25	946,715	\$2,462	
497	LTF	Mainline	FT	CIMA ENERGY, LP	220198	220198	216493	Feb-25	852,384	\$2,216	
498	LTF	Mainline	FT	CIMA ENERGY, LP	220198	220198	216493	Mar-25	1,192,153	\$3,100	
499	LTF	Mainline	FT	CIMA ENERGY, LP	220198	220198	216493	Apr-25	981,528	\$2,552	
500	LTF	Mainline	FT	CIMA ENERGY, LP	220198	220198	216493	May-25	1,093,514	\$2,843	
501	LTF	Mainline	FT	CIMA ENERGY, LP	220198	220198	216493	Jun-25	1,061,113	\$2,759	
502	LTF	Mainline	FT	CIMA ENERGY, LP	220198	220198	216493	Jul-25	1,252,915	\$3,257	
503	LTF	Mainline	FT	CIMA ENERGY, LP	220198	220198	216493	Aug-25	1,456,436	\$3,787	
504	LTF	Mainline	FT	CIMA ENERGY, LP	220198	220198	216493	Sep-25	1,459,510	\$3,795	
505	LTF	Mainline	FT	CIMA ENERGY, LP	220198	220198	216493	Oct-25	1,443,118	\$3,752	
506	LTF	Mainline	FT	CIMA ENERGY, LP	220198	220198	216493	Nov-25	1,010,453	\$2,627	
507	LTF	Mainline	FT	CIMA ENERGY, LP	220198	220198	216493	Dec-25	810,329	\$2,107	
508	LTF	Mainline	FT	CIMA ENERGY, LP	220198 Total					13,560,168	\$35,257
509	LTF	Mainline	FT	CITADEL ENERGY MARKETING LLC	220344	220344		Oct-25	2,762,977	\$7,184	
510	LTF	Mainline	FT	CITADEL ENERGY MARKETING LLC	220344	220344		Nov-25	1,854,892	\$4,823	
511	LTF	Mainline	FT	CITADEL ENERGY MARKETING LLC	220344	220344		Dec-25	882,817	\$2,295	
512	LTF	Mainline	FT	CITADEL ENERGY MARKETING LLC	220344 Total					5,500,686	\$14,302
513	LTF	Mainline	FT	TENASKA MARKETING VENTURES	220416	220416		Mar-25	28,130	\$73	
514	LTF	Mainline	FT	TENASKA MARKETING VENTURES	220416 Total					28,130	\$73

Wyoming Interstate Company, L.L.C.
 Study Pursuant to S and A in Docket No. RP22-823-000
 Detail of Usage Activity
 For the Twelve Months Ending December 31, 2025

Line No.	LTF-STF	Mainline/Lateral	Rate Sched	Company Name	Agmt No.	Legacy Agmt No.	Releasing Shipper Agmt No.	Month/Year	Billed Dth	Amounts
(a)	(b)	(c)	(d)	(e)	(f)	(g)	(h)	(i)	(j)	
515	LTF	Mainline	FT	MIECO LLC	220454	220454		Jan-25	596,318	\$1,550
516	LTF	Mainline	FT	MIECO LLC	220454	220454		Feb-25	503,420	\$1,309
517	LTF	Mainline	FT	MIECO LLC	220454	220454		Mar-25	569,300	\$1,480
518	LTF	Mainline	FT	MIECO LLC	220454	220454		Apr-25	452,287	\$1,176
519	LTF	Mainline	FT	MIECO LLC	220454	220454		May-25	584,801	\$1,520
520	LTF	Mainline	FT	MIECO LLC	220454	220454		Jun-25	600,000	\$1,560
521	LTF	Mainline	FT	MIECO LLC	220454	220454		Jul-25	615,374	\$1,600
522	LTF	Mainline	FT	MIECO LLC	220454	220454		Aug-25	601,929	\$1,565
523	LTF	Mainline	FT	MIECO LLC	220454	220454		Sep-25	233,750	\$608
524	LTF	Mainline	FT	MIECO LLC	220454	220454		Oct-25	605,425	\$1,574
525	LTF	Mainline	FT	MIECO LLC	220454	220454		Nov-25	600,000	\$1,560
526	LTF	Mainline	FT	MIECO LLC	220454	220454		Dec-25	620,000	\$1,612
527	LTF	Mainline	FT	MIECO LLC	220454 Total				6,582,604	\$17,115
528	LTF	Mainline	FT	SPIRE MARKETING INC.	220935	220935		Jan-25	168,942	\$439
529	LTF	Mainline	FT	SPIRE MARKETING INC.	220935	220935		Feb-25	115,406	\$300
530	LTF	Mainline	FT	SPIRE MARKETING INC.	220935	220935		Mar-25	20,785	\$54
531	LTF	Mainline	FT	SPIRE MARKETING INC.	220935	220935		Apr-25	216,776	\$564
532	LTF	Mainline	FT	SPIRE MARKETING INC.	220935	220935		May-25	11,000	\$29
533	LTF	Mainline	FT	SPIRE MARKETING INC.	220935	220935		Jun-25	1,900	\$5
534	LTF	Mainline	FT	SPIRE MARKETING INC.	220935	220935		Jul-25	166,462	\$433
535	LTF	Mainline	FT	SPIRE MARKETING INC.	220935	220935		Aug-25	210,148	\$546
536	LTF	Mainline	FT	SPIRE MARKETING INC.	220935	220935		Sep-25	359,495	\$935
537	LTF	Mainline	FT	SPIRE MARKETING INC.	220935	220935		Oct-25	115,416	\$300
538	LTF	Mainline	FT	SPIRE MARKETING INC.	220935	220935		Nov-25	35,650	\$93
539	LTF	Mainline	FT	SPIRE MARKETING INC.	220935	220935		Dec-25	33,500	\$87
540	LTF	Mainline	FT	SPIRE MARKETING INC.	220935 Total				1,455,480	\$3,784
541	LTF	Mainline	FT	HARTREE PARTNERS, LP	220938	220938		Apr-25	1,015,617	\$2,641
542	LTF	Mainline	FT	HARTREE PARTNERS, LP	220938	220938		May-25	1,133,242	\$2,946
543	LTF	Mainline	FT	HARTREE PARTNERS, LP	220938	220938		Jun-25	1,354,252	\$3,521
544	LTF	Mainline	FT	HARTREE PARTNERS, LP	220938	220938		Jul-25	1,659,025	\$4,313
545	LTF	Mainline	FT	HARTREE PARTNERS, LP	220938	220938		Aug-25	1,871,610	\$4,866
546	LTF	Mainline	FT	HARTREE PARTNERS, LP	220938	220938		Sep-25	1,522,696	\$3,959
547	LTF	Mainline	FT	HARTREE PARTNERS, LP	220938	220938		Oct-25	1,616,852	\$4,204
548	LTF	Mainline	FT	HARTREE PARTNERS, LP	220938	220938		Nov-25	714,661	\$1,858
549	LTF	Mainline	FT	HARTREE PARTNERS, LP	220938	220938		Dec-25	175,386	\$456
550	LTF	Mainline	FT	HARTREE PARTNERS, LP	220938 Total				11,063,341	\$28,765

Wyoming Interstate Company, L.L.C.
 Study Pursuant to S and A in Docket No. RP22-823-000
 Detail of Usage Activity
 For the Twelve Months Ending December 31, 2025

Line No.	LTF-STF	Mainline/Lateral	Rate Sched	Company Name	Agmt No.	Legacy Agmt No.	Releasing Shipper Agmt No.	Month/Year	Billed Dth	Amounts
(a)	(b)	(c)	(d)		(e)	(f)	(g)	(h)	(i)	(j)
551	LTF	Mainline	FT	CITIGROUP ENERGY INC.	220944	220944		Jan-25	283,100	\$736
552	LTF	Mainline	FT	CITIGROUP ENERGY INC.	220944	220944		Feb-25	269,762	\$701
553	LTF	Mainline	FT	CITIGROUP ENERGY INC.	220944	220944		Mar-25	312,900	\$814
554	LTF	Mainline	FT	CITIGROUP ENERGY INC.	220944	220944		Apr-25	302,948	\$788
555	LTF	Mainline	FT	CITIGROUP ENERGY INC.	220944	220944		May-25	312,815	\$813
556	LTF	Mainline	FT	CITIGROUP ENERGY INC.	220944	220944		Jun-25	296,980	\$772
557	LTF	Mainline	FT	CITIGROUP ENERGY INC.	220944	220944		Jul-25	297,869	\$774
558	LTF	Mainline	FT	CITIGROUP ENERGY INC.	220944	220944		Aug-25	310,743	\$808
559	LTF	Mainline	FT	CITIGROUP ENERGY INC.	220944	220944		Sep-25	283,761	\$738
560	LTF	Mainline	FT	CITIGROUP ENERGY INC.	220944	220944		Oct-25	293,811	\$764
561	LTF	Mainline	FT	CITIGROUP ENERGY INC.	220944	220944		Nov-25	259,054	\$674
562	LTF	Mainline	FT	CITIGROUP ENERGY INC.	220944	220944		Dec-25	463,703	\$1,206
563	LTF	Mainline	FT	CITIGROUP ENERGY INC.	220944 Total				3,687,446	\$9,587
564	LTF	Mainline	FT	ANADARKO ENERGY SERVICES COMPANY	220996	220996		Jan-25	612,500	\$0
565	LTF	Mainline	FT	ANADARKO ENERGY SERVICES COMPANY	220996	220996		Feb-25	496,389	\$0
566	LTF	Mainline	FT	ANADARKO ENERGY SERVICES COMPANY	220996	220996		Mar-25	625,313	\$0
567	LTF	Mainline	FT	ANADARKO ENERGY SERVICES COMPANY	220996	220996		Apr-25	539,645	\$0
568	LTF	Mainline	FT	ANADARKO ENERGY SERVICES COMPANY	220996	220996		May-25	564,875	\$0
569	LTF	Mainline	FT	ANADARKO ENERGY SERVICES COMPANY	220996	220996		Jun-25	520,593	\$0
570	LTF	Mainline	FT	ANADARKO ENERGY SERVICES COMPANY	220996	220996		Jul-25	494,845	\$0
571	LTF	Mainline	FT	ANADARKO ENERGY SERVICES COMPANY	220996	220996		Aug-25	470,328	\$0
572	LTF	Mainline	FT	ANADARKO ENERGY SERVICES COMPANY	220996	220996		Sep-25	452,826	\$0
573	LTF	Mainline	FT	ANADARKO ENERGY SERVICES COMPANY	220996	220996		Oct-25	444,444	\$0
574	LTF	Mainline	FT	ANADARKO ENERGY SERVICES COMPANY	220996	220996		Nov-25	430,869	\$0
575	LTF	Mainline	FT	ANADARKO ENERGY SERVICES COMPANY	220996	220996		Dec-25	423,308	\$0
576	LTF	Mainline	FT	ANADARKO ENERGY SERVICES COMPANY	220996 Total				6,075,935	\$0

Wyoming Interstate Company, L.L.C.
Study Pursuant to S and A in Docket No. RP22-823-000
Detail of Usage Activity
For the Twelve Months Ending December 31, 2025

Line No.	LTF-STF	Mainline/Lateral	Rate Sched	Company Name	Agmt No.	Legacy Agmt No.	Releasing Shipper Agmt No.	Month/Year	Billed Dth	Amounts	
(a)	(b)	(c)	(d)	(e)	(f)	(g)	(h)	(i)	(j)		
577	LTF	Mainline	FT	STANCHION GAS MARKETING, LLC	221045	221045		Jan-25	609,993	\$1,586	
578	LTF	Mainline	FT	STANCHION GAS MARKETING, LLC	221045	221045		Feb-25	515,317	\$1,340	
579	LTF	Mainline	FT	STANCHION GAS MARKETING, LLC	221045	221045		Mar-25	619,613	\$1,611	
580	LTF	Mainline	FT	STANCHION GAS MARKETING, LLC	221045	221045		Apr-25	579,684	\$1,507	
581	LTF	Mainline	FT	STANCHION GAS MARKETING, LLC	221045	221045		May-25	392,301	\$1,020	
582	LTF	Mainline	FT	STANCHION GAS MARKETING, LLC	221045	221045		Jun-25	361,649	\$940	
583	LTF	Mainline	FT	STANCHION GAS MARKETING, LLC	221045	221045		Jul-25	417,972	\$1,087	
584	LTF	Mainline	FT	STANCHION GAS MARKETING, LLC	221045	221045		Aug-25	430,344	\$1,119	
585	LTF	Mainline	FT	STANCHION GAS MARKETING, LLC	221045	221045		Sep-25	283,923	\$738	
586	LTF	Mainline	FT	STANCHION GAS MARKETING, LLC	221045	221045		Oct-25	279,131	\$726	
587	LTF	Mainline	FT	STANCHION GAS MARKETING, LLC	221045	221045		Nov-25	190,367	\$495	
588	LTF	Mainline	FT	STANCHION GAS MARKETING, LLC	221045	221045		Dec-25	172,042	\$447	
589	LTF	Mainline	FT	STANCHION GAS MARKETING, LLC	221045 Total					4,852,336	\$12,616
590	LTF	Mainline	FT	WOODRIVER ENERGY LLC	221052	221052	215933	Jan-25	21,356	\$33	
591	LTF	Mainline	FT	WOODRIVER ENERGY LLC	221052	221052	215933	Feb-25	3,474	\$1	
592	LTF	Mainline	FT	WOODRIVER ENERGY LLC	221052	221052	215933	Mar-25	3,125	\$8	
593	LTF	Mainline	FT	WOODRIVER ENERGY LLC	221052	221052	215933	Apr-25	208	\$0	
594	LTF	Mainline	FT	WOODRIVER ENERGY LLC	221052 Total					28,163	\$42
595	LTF	Mainline	FT	ARCHER ENERGY, LLC	221054	221054	215933	Jan-25	40,440	\$33	
596	LTF	Mainline	FT	ARCHER ENERGY, LLC	221054	221054	215933	Feb-25	31,575	\$40	
597	LTF	Mainline	FT	ARCHER ENERGY, LLC	221054	221054	215933	Mar-25	11,156	\$2	
598	LTF	Mainline	FT	ARCHER ENERGY, LLC	221054	221054	215933	Apr-25	34,437	\$44	
599	LTF	Mainline	FT	ARCHER ENERGY, LLC	221054	221054	215933	May-25	25,845	\$36	
600	LTF	Mainline	FT	ARCHER ENERGY, LLC	221054 Total					143,453	\$156
601	LTF	Mainline	FT	VISTA ENERGY MARKETING, L.P.	221055	221055	215933	Jan-25	278	\$0	
602	LTF	Mainline	FT	VISTA ENERGY MARKETING, L.P.	221055	221055	215933	Feb-25	26	\$0	
603	LTF	Mainline	FT	VISTA ENERGY MARKETING, L.P.	221055	221055	215933	Mar-25	2,200	\$6	
604	LTF	Mainline	FT	VISTA ENERGY MARKETING, L.P.	221055 Total					2,504	\$6
605	LTF	Mainline	FT	WYOMING PRODUCER CONSUMER ALLIANCE	221056	221056	215933	Jan-25	77,060	\$44	
606	LTF	Mainline	FT	WYOMING PRODUCER CONSUMER ALLIANCE	221056	221056	215933	Feb-25	60,425	\$38	
607	LTF	Mainline	FT	WYOMING PRODUCER CONSUMER ALLIANCE	221056	221056	215933	Mar-25	54,664	\$2	
608	LTF	Mainline	FT	WYOMING PRODUCER CONSUMER ALLIANCE	221056	221056	215933	Apr-25	39,551	\$36	
609	LTF	Mainline	FT	WYOMING PRODUCER CONSUMER ALLIANCE	221056	221056	215933	May-25	35,057	\$24	
610	LTF	Mainline	FT	WYOMING PRODUCER CONSUMER ALLIANCE	221056 Total					266,757	\$145

Line No.	LTF-STF	Mainline/Lateral	Rate Sched	Company Name	Agmt No.	Legacy Agmt No.	Releasing Shipper Agmt No.	Month/Year	Billed Dth	Amounts
(a)	(b)	(c)	(d)	(e)	(f)	(g)	(h)	(i)	(j)	
611	LTF	Mainline	FT	BLACK HILLS ENERGY SERVICES COMPANY	221057	221057	215933	Jan-25	2,936	\$0
612	LTF	Mainline	FT	BLACK HILLS ENERGY SERVICES COMPANY	221057	221057	215933	Feb-25	24,735	\$0
613	LTF	Mainline	FT	BLACK HILLS ENERGY SERVICES COMPANY	221057	221057	215933	Mar-25	22,510	\$0
614	LTF	Mainline	FT	BLACK HILLS ENERGY SERVICES COMPANY	221057	221057	215933	Apr-25	20,444	\$0
615	LTF	Mainline	FT	BLACK HILLS ENERGY SERVICES COMPANY	221057	221057	215933	May-25	5,793	\$0
616	LTF	Mainline	FT	BLACK HILLS ENERGY SERVICES COMPANY	221057 Total				76,418	\$0
617	LTF	Mainline	FT	TIGER NATURAL GAS, INC.	221060	221060	215933	Jan-25	8,866	\$6
618	LTF	Mainline	FT	TIGER NATURAL GAS, INC.	221060	221060	215933	Feb-25	2,278	\$6
619	LTF	Mainline	FT	TIGER NATURAL GAS, INC.	221060	221060	215933	Mar-25	270	\$1
620	LTF	Mainline	FT	TIGER NATURAL GAS, INC.	221060	221060	215933	Apr-25	1,974	\$5
621	LTF	Mainline	FT	TIGER NATURAL GAS, INC.	221060 Total				13,388	\$18
622	LTF	Mainline	FT	SYMMETRY ENERGY SOLUTIONS, LLC	221064	221064	215933	Jan-25	124,662	\$0
623	LTF	Mainline	FT	SYMMETRY ENERGY SOLUTIONS, LLC	221064	221064	215933	Feb-25	118,875	\$0
624	LTF	Mainline	FT	SYMMETRY ENERGY SOLUTIONS, LLC	221064	221064	215933	Mar-25	77,142	\$0
625	LTF	Mainline	FT	SYMMETRY ENERGY SOLUTIONS, LLC	221064	221064	215933	Apr-25	47,440	\$0
626	LTF	Mainline	FT	SYMMETRY ENERGY SOLUTIONS, LLC	221064	221064	215933	May-25	33,085	\$0
627	LTF	Mainline	FT	SYMMETRY ENERGY SOLUTIONS, LLC	221064 Total				401,204	\$0
628	LTF	Mainline	FT	CITADEL ENERGY MARKETING LLC	221109	221109		Oct-25	4,635,523	\$12,052
629	LTF	Mainline	FT	CITADEL ENERGY MARKETING LLC	221109	221109		Nov-25	3,546,872	\$9,222
630	LTF	Mainline	FT	CITADEL ENERGY MARKETING LLC	221109	221109		Dec-25	3,263,531	\$8,485
631	LTF	Mainline	FT	CITADEL ENERGY MARKETING LLC	221109 Total				11,445,926	\$29,759
632	LTF	Mainline	FT	SOUTHWEST ENERGY, L.P.	221333	221333		Apr-25	95,338	\$248
633	LTF	Mainline	FT	SOUTHWEST ENERGY, L.P.	221333	221333		May-25	630,689	\$1,640
634	LTF	Mainline	FT	SOUTHWEST ENERGY, L.P.	221333	221333		Jun-25	654,487	\$1,702
635	LTF	Mainline	FT	SOUTHWEST ENERGY, L.P.	221333	221333		Jul-25	631,372	\$1,642
636	LTF	Mainline	FT	SOUTHWEST ENERGY, L.P.	221333	221333		Aug-25	682,354	\$1,774
637	LTF	Mainline	FT	SOUTHWEST ENERGY, L.P.	221333	221333		Sep-25	682,342	\$1,774
638	LTF	Mainline	FT	SOUTHWEST ENERGY, L.P.	221333	221333		Oct-25	680,972	\$1,771
639	LTF	Mainline	FT	SOUTHWEST ENERGY, L.P.	221333	221333		Nov-25	12,000	\$31
640	LTF	Mainline	FT	SOUTHWEST ENERGY, L.P.	221333	221333		Dec-25	240,506	\$625
641	LTF	Mainline	FT	SOUTHWEST ENERGY, L.P.	221333 Total				4,310,060	\$11,206

Wyoming Interstate Company, L.L.C.
 Study Pursuant to S and A in Docket No. RP22-823-000
 Detail of Usage Activity
 For the Twelve Months Ending December 31, 2025

Line No.	LTF-STF	Mainline/Lateral	Rate Sched	Company Name	Agmt No.	Legacy Agmt No.	Releasing Shipper Agmt No.	Month/Year	Billed Dth	Amounts	
(a)	(b)	(c)	(d)		(e)	(f)	(g)	(h)	(i)	(j)	
642	LTF	Mainline	FT	TENASKA MARKETING VENTURES	221337	221337		Apr-25	1,244,840	\$61	
643	LTF	Mainline	FT	TENASKA MARKETING VENTURES	221337	221337		May-25	837,172	\$443	
644	LTF	Mainline	FT	TENASKA MARKETING VENTURES	221337	221337		Jun-25	729,280	\$193	
645	LTF	Mainline	FT	TENASKA MARKETING VENTURES	221337	221337		Jul-25	1,063,898	\$15	
646	LTF	Mainline	FT	TENASKA MARKETING VENTURES	221337	221337		Aug-25	1,508,052	\$90	
647	LTF	Mainline	FT	TENASKA MARKETING VENTURES	221337	221337		Sep-25	711,334	\$36	
648	LTF	Mainline	FT	TENASKA MARKETING VENTURES	221337	221337		Oct-25	744,557	\$0	
649	LTF	Mainline	FT	TENASKA MARKETING VENTURES	221337	221337		Nov-25	751,419	\$139	
650	LTF	Mainline	FT	TENASKA MARKETING VENTURES	221337	221337		Dec-25	625,455	\$0	
651	LTF	Mainline	FT	TENASKA MARKETING VENTURES	221337 Total					8,216,007	\$978
652	LTF	Mainline	FT	TENASKA MARKETING VENTURES	221436	221436		Apr-25	907,165	\$138	
653	LTF	Mainline	FT	TENASKA MARKETING VENTURES	221436	221436		May-25	1,378,761	\$411	
654	LTF	Mainline	FT	TENASKA MARKETING VENTURES	221436	221436		Jun-25	1,615,255	\$37	
655	LTF	Mainline	FT	TENASKA MARKETING VENTURES	221436	221436		Jul-25	1,159,811	\$0	
656	LTF	Mainline	FT	TENASKA MARKETING VENTURES	221436	221436		Aug-25	1,009,075	\$223	
657	LTF	Mainline	FT	TENASKA MARKETING VENTURES	221436	221436		Sep-25	1,517,941	\$47	
658	LTF	Mainline	FT	TENASKA MARKETING VENTURES	221436	221436		Oct-25	1,827,218	\$54	
659	LTF	Mainline	FT	TENASKA MARKETING VENTURES	221436	221436		Nov-25	1,095,882	\$35	
660	LTF	Mainline	FT	TENASKA MARKETING VENTURES	221436	221436		Dec-25	892,759	\$22	
661	LTF	Mainline	FT	TENASKA MARKETING VENTURES	221436 Total					11,403,867	\$967
662	LTF	Mainline	FT	TIGER NATURAL GAS, INC.	221600	221600	215933	Nov-25	4,140	\$11	
663	LTF	Mainline	FT	TIGER NATURAL GAS, INC.	221600	221600	215933	Dec-25	13,882	\$35	
664	LTF	Mainline	FT	TIGER NATURAL GAS, INC.	221600 Total					18,022	\$46
665	LTF	Mainline	FT	SYMMETRY ENERGY SOLUTIONS, LLC	221601	221601	215933	Jun-25	16,461	\$0	
666	LTF	Mainline	FT	SYMMETRY ENERGY SOLUTIONS, LLC	221601	221601	215933	Jul-25	26,833	\$10	
667	LTF	Mainline	FT	SYMMETRY ENERGY SOLUTIONS, LLC	221601	221601	215933	Aug-25	20,227	\$0	
668	LTF	Mainline	FT	SYMMETRY ENERGY SOLUTIONS, LLC	221601	221601	215933	Sep-25	38,712	\$52	
669	LTF	Mainline	FT	SYMMETRY ENERGY SOLUTIONS, LLC	221601	221601	215933	Oct-25	140,718	\$260	
670	LTF	Mainline	FT	SYMMETRY ENERGY SOLUTIONS, LLC	221601	221601	215933	Nov-25	64,994	\$0	
671	LTF	Mainline	FT	SYMMETRY ENERGY SOLUTIONS, LLC	221601	221601	215933	Dec-25	97,972	\$0	
672	LTF	Mainline	FT	SYMMETRY ENERGY SOLUTIONS, LLC	221601 Total					405,917	\$322

Wyoming Interstate Company, L.L.C.
 Study Pursuant to S and A in Docket No. RP22-823-000
 Detail of Usage Activity
 For the Twelve Months Ending December 31, 2025

Line No.	LTF-STF	Mainline/Lateral	Rate Sched	Company Name	Agmt No.	Legacy Agmt No.	Releasing Shipper Agmt No.	Month/Year	Billed Dth	Amounts
(a)	(b)	(c)	(d)	(e)	(f)	(g)	(h)	(i)	(j)	
673	LTF	Mainline	FT	BLACK HILLS ENERGY SERVICES COMPANY	221602	221602	215933	Jun-25	5,710	\$0
674	LTF	Mainline	FT	BLACK HILLS ENERGY SERVICES COMPANY	221602	221602	215933	Jul-25	12,373	\$0
675	LTF	Mainline	FT	BLACK HILLS ENERGY SERVICES COMPANY	221602	221602	215933	Aug-25	14,240	\$0
676	LTF	Mainline	FT	BLACK HILLS ENERGY SERVICES COMPANY	221602	221602	215933	Sep-25	16,713	\$0
677	LTF	Mainline	FT	BLACK HILLS ENERGY SERVICES COMPANY	221602	221602	215933	Oct-25	19,678	\$0
678	LTF	Mainline	FT	BLACK HILLS ENERGY SERVICES COMPANY	221602	221602	215933	Nov-25	50,078	\$0
679	LTF	Mainline	FT	BLACK HILLS ENERGY SERVICES COMPANY	221602	221602	215933	Dec-25	25,619	\$66
680	LTF	Mainline	FT	BLACK HILLS ENERGY SERVICES COMPANY	221602 Total				144,411	\$66
681	LTF	Mainline	FT	ARCHER ENERGY, LLC	221603	221603	215933	Jun-25	38,724	\$69
682	LTF	Mainline	FT	ARCHER ENERGY, LLC	221603	221603	215933	Jul-25	41,411	\$74
683	LTF	Mainline	FT	ARCHER ENERGY, LLC	221603	221603	215933	Aug-25	43,472	\$73
684	LTF	Mainline	FT	ARCHER ENERGY, LLC	221603	221603	215933	Sep-25	46,693	\$17
685	LTF	Mainline	FT	ARCHER ENERGY, LLC	221603	221603	215933	Oct-25	61,574	\$72
686	LTF	Mainline	FT	ARCHER ENERGY, LLC	221603	221603	215933	Nov-25	53,013	\$35
687	LTF	Mainline	FT	ARCHER ENERGY, LLC	221603	221603	215933	Dec-25	11,925	\$15
688	LTF	Mainline	FT	ARCHER ENERGY, LLC	221603 Total				296,812	\$355
689	LTF	Mainline	FT	WYOMING PRODUCER CONSUMER ALLIANCE	221604	221604	215933	Jun-25	48,513	\$34
690	LTF	Mainline	FT	WYOMING PRODUCER CONSUMER ALLIANCE	221604	221604	215933	Jul-25	45,289	\$34
691	LTF	Mainline	FT	WYOMING PRODUCER CONSUMER ALLIANCE	221604	221604	215933	Aug-25	38,328	\$25
692	LTF	Mainline	FT	WYOMING PRODUCER CONSUMER ALLIANCE	221604	221604	215933	Sep-25	46,706	\$7
693	LTF	Mainline	FT	WYOMING PRODUCER CONSUMER ALLIANCE	221604	221604	215933	Oct-25	82,914	\$21
694	LTF	Mainline	FT	WYOMING PRODUCER CONSUMER ALLIANCE	221604	221604	215933	Nov-25	77,643	\$19
695	LTF	Mainline	FT	WYOMING PRODUCER CONSUMER ALLIANCE	221604	221604	215933	Dec-25	11,575	\$11
696	LTF	Mainline	FT	WYOMING PRODUCER CONSUMER ALLIANCE	221604 Total				350,968	\$151
697	LTF	Mainline	FT	WOODRIVER ENERGY LLC	221606	221606	215933	Dec-25	1,250	\$0
698	LTF	Mainline	FT	WOODRIVER ENERGY LLC	221606 Total				1,250	\$0
699	LTF	Mainline	FT	MIECO LLC	221655	221655		Jul-25	1,522,002	\$0
700	LTF	Mainline	FT	MIECO LLC	221655	221655		Aug-25	1,545,457	\$0
701	LTF	Mainline	FT	MIECO LLC	221655	221655		Sep-25	1,493,455	\$0
702	LTF	Mainline	FT	MIECO LLC	221655	221655		Oct-25	1,536,731	\$0
703	LTF	Mainline	FT	MIECO LLC	221655	221655		Nov-25	1,470,631	\$16
704	LTF	Mainline	FT	MIECO LLC	221655	221655		Dec-25	1,545,460	\$0
705	LTF	Mainline	FT	MIECO LLC	221655 Total				9,113,736	\$16

Wyoming Interstate Company, L.L.C.
 Study Pursuant to S and A in Docket No. RP22-823-000
 Detail of Usage Activity
 For the Twelve Months Ending December 31, 2025

Line No.	LTF-STF	Mainline/Lateral	Rate Sched	Company Name	Agmt No.	Legacy Agmt No.	Releasing Shipper Agmt No.	Month/Year	Billed Dth	Amounts
(a)	(b)	(c)	(d)	(e)	(f)	(g)	(h)	(i)	(j)	
706	LTF	Mainline	FT	TENASKA MARKETING VENTURES	221777	221777		Nov-25	586,081	\$0
707	LTF	Mainline	FT	TENASKA MARKETING VENTURES	221777	221777		Dec-25	620,000	\$0
708	LTF	Mainline	FT	TENASKA MARKETING VENTURES	221777 Total				1,206,081	\$0
709	Total Long-Term Firm Usage - Mainline								582,945,323	\$1,218,714
710	LTF	Medicine Bow	FT	EOG RESOURCES, INC.	214934	214934		Jan-25	4,353,637	\$0
711	LTF	Medicine Bow	FT	EOG RESOURCES, INC.	214934	214934		Feb-25	3,743,796	\$0
712	LTF	Medicine Bow	FT	EOG RESOURCES, INC.	214934	214934		Mar-25	4,087,683	\$0
713	LTF	Medicine Bow	FT	EOG RESOURCES, INC.	214934	214934		Apr-25	4,476,982	\$0
714	LTF	Medicine Bow	FT	EOG RESOURCES, INC.	214934	214934		May-25	4,459,144	\$0
715	LTF	Medicine Bow	FT	EOG RESOURCES, INC.	214934	214934		Jun-25	4,534,883	\$0
716	LTF	Medicine Bow	FT	EOG RESOURCES, INC.	214934	214934		Jul-25	4,622,457	\$0
717	LTF	Medicine Bow	FT	EOG RESOURCES, INC.	214934	214934		Aug-25	4,435,375	\$0
718	LTF	Medicine Bow	FT	EOG RESOURCES, INC.	214934	214934		Sep-25	4,124,568	\$0
719	LTF	Medicine Bow	FT	EOG RESOURCES, INC.	214934	214934		Oct-25	4,013,553	\$0
720	LTF	Medicine Bow	FT	EOG RESOURCES, INC.	214934	214934		Nov-25	3,473,395	\$0
721	LTF	Medicine Bow	FT	EOG RESOURCES, INC.	214934	214934		Dec-25	4,278,892	\$0
722	LTF	Medicine Bow	FT	EOG RESOURCES, INC.	214934 Total				50,604,365	\$0
723	LTF	Medicine Bow	FT	TALLGRASS INTERSTATE GAS TRANSMISSION, LLC	215908	215908		Jan-25	736,000	\$0
724	LTF	Medicine Bow	FT	TALLGRASS INTERSTATE GAS TRANSMISSION, LLC	215908	215908		Feb-25	434,125	\$0
725	LTF	Medicine Bow	FT	TALLGRASS INTERSTATE GAS TRANSMISSION, LLC	215908	215908		Mar-25	614,000	\$0
726	LTF	Medicine Bow	FT	TALLGRASS INTERSTATE GAS TRANSMISSION, LLC	215908	215908		Apr-25	42,000	\$0
727	LTF	Medicine Bow	FT	TALLGRASS INTERSTATE GAS TRANSMISSION, LLC	215908	215908		May-25	116,000	\$0
728	LTF	Medicine Bow	FT	TALLGRASS INTERSTATE GAS TRANSMISSION, LLC	215908	215908		Jun-25	633,930	\$0
729	LTF	Medicine Bow	FT	TALLGRASS INTERSTATE GAS TRANSMISSION, LLC	215908	215908		Jul-25	837,000	\$0
730	LTF	Medicine Bow	FT	TALLGRASS INTERSTATE GAS TRANSMISSION, LLC	215908	215908		Aug-25	591,000	\$0
731	LTF	Medicine Bow	FT	TALLGRASS INTERSTATE GAS TRANSMISSION, LLC	215908	215908		Sep-25	872,000	\$0
732	LTF	Medicine Bow	FT	TALLGRASS INTERSTATE GAS TRANSMISSION, LLC	215908	215908		Oct-25	317,000	\$0
733	LTF	Medicine Bow	FT	TALLGRASS INTERSTATE GAS TRANSMISSION, LLC	215908	215908		Nov-25	325,000	\$0
734	LTF	Medicine Bow	FT	TALLGRASS INTERSTATE GAS TRANSMISSION, LLC	215908	215908		Dec-25	462,994	\$0
735	LTF	Medicine Bow	FT	TALLGRASS INTERSTATE GAS TRANSMISSION, LLC	215908 Total				5,981,049	\$0
736	LTF	Medicine Bow	FT	SPOTLIGHT ENERGY, LLC	217274	217274		Oct-25	391	\$0
737	LTF	Medicine Bow	FT	SPOTLIGHT ENERGY, LLC	217274	217274		Nov-25	6,875	\$0
738	LTF	Medicine Bow	FT	SPOTLIGHT ENERGY, LLC	217274	217274		Dec-25	4,300	\$0
739	LTF	Medicine Bow	FT	SPOTLIGHT ENERGY, LLC	217274 Total				11,566	\$0

Wyoming Interstate Company, L.L.C.
 Study Pursuant to S and A in Docket No. RP22-823-000
 Detail of Usage Activity
 For the Twelve Months Ending December 31, 2025

Line No.	LTF-STF	Mainline/Lateral	Rate Sched	Company Name	Agmt No.	Legacy Agmt No.	Releasing Shipper Agmt No.	Month/Year	Billed Dth	Amounts
(a)	(b)	(c)	(d)		(e)	(f)	(g)	(h)	(i)	(j)
740	LTF	Medicine Bow	FT	CONCORD ENERGY LLC	217794	217794		Jan-25	11,491	\$0
741	LTF	Medicine Bow	FT	CONCORD ENERGY LLC	217794	217794		Jul-25	1,728	\$0
742	LTF	Medicine Bow	FT	CONCORD ENERGY LLC	217794 Total				13,219	\$0
743	LTF	Medicine Bow	FT	CONCORD ENERGY LLC	218446	218446		Jan-25	369,269	\$0
744	LTF	Medicine Bow	FT	CONCORD ENERGY LLC	218446	218446		Feb-25	275,210	\$0
745	LTF	Medicine Bow	FT	CONCORD ENERGY LLC	218446	218446		Mar-25	372,907	\$0
746	LTF	Medicine Bow	FT	CONCORD ENERGY LLC	218446	218446		Apr-25	208,841	\$0
747	LTF	Medicine Bow	FT	CONCORD ENERGY LLC	218446	218446		May-25	242,331	\$0
748	LTF	Medicine Bow	FT	CONCORD ENERGY LLC	218446	218446		Jun-25	212,042	\$0
749	LTF	Medicine Bow	FT	CONCORD ENERGY LLC	218446	218446		Aug-25	138,227	\$0
750	LTF	Medicine Bow	FT	CONCORD ENERGY LLC	218446	218446		Sep-25	281,828	\$0
751	LTF	Medicine Bow	FT	CONCORD ENERGY LLC	218446	218446		Oct-25	264,413	\$0
752	LTF	Medicine Bow	FT	CONCORD ENERGY LLC	218446	218446		Nov-25	258,395	\$0
753	LTF	Medicine Bow	FT	CONCORD ENERGY LLC	218446	218446		Dec-25	188,808	\$0
754	LTF	Medicine Bow	FT	CONCORD ENERGY LLC	218446 Total				2,812,271	\$0
755	LTF	Medicine Bow	FT	MIECO LLC	218673	218673		Jan-25	186,000	\$0
756	LTF	Medicine Bow	FT	MIECO LLC	218673	218673		Feb-25	167,346	\$0
757	LTF	Medicine Bow	FT	MIECO LLC	218673	218673		Mar-25	186,000	\$0
758	LTF	Medicine Bow	FT	MIECO LLC	218673	218673		Apr-25	180,000	\$0
759	LTF	Medicine Bow	FT	MIECO LLC	218673	218673		May-25	188,500	\$0
760	LTF	Medicine Bow	FT	MIECO LLC	218673	218673		Jun-25	180,000	\$0
761	LTF	Medicine Bow	FT	MIECO LLC	218673	218673		Jul-25	177,995	\$0
762	LTF	Medicine Bow	FT	MIECO LLC	218673	218673		Aug-25	186,000	\$0
763	LTF	Medicine Bow	FT	MIECO LLC	218673	218673		Sep-25	179,990	\$0
764	LTF	Medicine Bow	FT	MIECO LLC	218673	218673		Oct-25	180,112	\$0
765	LTF	Medicine Bow	FT	MIECO LLC	218673	218673		Nov-25	175,611	\$0
766	LTF	Medicine Bow	FT	MIECO LLC	218673	218673		Dec-25	185,505	\$0
767	LTF	Medicine Bow	FT	MIECO LLC	218673 Total				2,173,059	\$0

Wyoming Interstate Company, L.L.C.
 Study Pursuant to S and A in Docket No. RP22-823-000
 Detail of Usage Activity
 For the Twelve Months Ending December 31, 2025

Line No.	LTF-STF	Mainline/Lateral	Rate Sched	Company Name	Agmt No.	Legacy Agmt No.	Releasing Shipper Agmt No.	Month/Year	Billed Dth	Amounts
(a)	(b)	(c)	(d)	(e)	(f)	(g)	(h)	(i)	(j)	
768	LTF	Medicine Bow	FT	CONTINENTAL RESOURCES, INC.	219334	219334		Jan-25	2,105,438	\$0
769	LTF	Medicine Bow	FT	CONTINENTAL RESOURCES, INC.	219334	219334		Feb-25	1,960,999	\$0
770	LTF	Medicine Bow	FT	CONTINENTAL RESOURCES, INC.	219334	219334		Mar-25	2,205,941	\$0
771	LTF	Medicine Bow	FT	CONTINENTAL RESOURCES, INC.	219334	219334		Apr-25	2,075,849	\$0
772	LTF	Medicine Bow	FT	CONTINENTAL RESOURCES, INC.	219334	219334		May-25	2,363,937	\$0
773	LTF	Medicine Bow	FT	CONTINENTAL RESOURCES, INC.	219334	219334		Jun-25	1,943,548	\$0
774	LTF	Medicine Bow	FT	CONTINENTAL RESOURCES, INC.	219334	219334		Jul-25	1,940,904	\$0
775	LTF	Medicine Bow	FT	CONTINENTAL RESOURCES, INC.	219334	219334		Aug-25	2,226,983	\$0
776	LTF	Medicine Bow	FT	CONTINENTAL RESOURCES, INC.	219334	219334		Sep-25	2,065,682	\$0
777	LTF	Medicine Bow	FT	CONTINENTAL RESOURCES, INC.	219334	219334		Oct-25	2,121,361	\$0
778	LTF	Medicine Bow	FT	CONTINENTAL RESOURCES, INC.	219334	219334		Nov-25	2,210,112	\$0
779	LTF	Medicine Bow	FT	CONTINENTAL RESOURCES, INC.	219334	219334		Dec-25	2,216,479	\$0
780	LTF	Medicine Bow	FT	CONTINENTAL RESOURCES, INC.	219334 Total				25,437,233	\$0
781	LTF	Medicine Bow	FT	UNITED ENERGY TRADING, LLC	219656	219656		Jun-25	2,168	\$0
782	LTF	Medicine Bow	FT	UNITED ENERGY TRADING, LLC	219656 Total				2,168	\$0
783	LTF	Medicine Bow	FT	TWIN EAGLE RESOURCE MANAGEMENT, LLC	219736	219736		Jan-25	18,500	\$0
784	LTF	Medicine Bow	FT	TWIN EAGLE RESOURCE MANAGEMENT, LLC	219736	219736		Feb-25	14,000	\$0
785	LTF	Medicine Bow	FT	TWIN EAGLE RESOURCE MANAGEMENT, LLC	219736	219736		Mar-25	15,500	\$0
786	LTF	Medicine Bow	FT	TWIN EAGLE RESOURCE MANAGEMENT, LLC	219736	219736		Dec-25	54,143	\$0
787	LTF	Medicine Bow	FT	TWIN EAGLE RESOURCE MANAGEMENT, LLC	219736 Total				102,143	\$0
788	LTF	Medicine Bow	FT	BLACK HILLS SERVICE COMPANY, LLC	219874	219874		Mar-25	27,000	\$0
789	LTF	Medicine Bow	FT	BLACK HILLS SERVICE COMPANY, LLC	219874	219874		Apr-25	14,024	\$0
790	LTF	Medicine Bow	FT	BLACK HILLS SERVICE COMPANY, LLC	219874 Total				41,024	\$0
791	LTF	Medicine Bow	FT	TENASKA MARKETING VENTURES	219999	219999		Jan-25	10,272	\$0
792	LTF	Medicine Bow	FT	TENASKA MARKETING VENTURES	219999	219999		Feb-25	90,560	\$0
793	LTF	Medicine Bow	FT	TENASKA MARKETING VENTURES	219999	219999		Mar-25	14,798	\$0
794	LTF	Medicine Bow	FT	TENASKA MARKETING VENTURES	219999	219999		Oct-25	3,295	\$0
795	LTF	Medicine Bow	FT	TENASKA MARKETING VENTURES	219999 Total				118,925	\$0

Wyoming Interstate Company, L.L.C.
 Study Pursuant to S and A in Docket No. RP22-823-000
 Detail of Usage Activity
 For the Twelve Months Ending December 31, 2025

Line No.	LTF-STF	Mainline/Lateral	Rate Sched	Company Name	Agmt No.	Legacy Agmt No.	Releasing Shipper Agmt No.	Month/Year	Billed Dth	Amounts
(a)	(b)	(c)	(d)	(e)	(f)	(g)	(h)	(i)	(j)	
796	LTF	Medicine Bow	FT	CIMA ENERGY, LP	220198	220198	216493	Jan-25	538,913	\$0
797	LTF	Medicine Bow	FT	CIMA ENERGY, LP	220198	220198	216493	Feb-25	524,686	\$0
798	LTF	Medicine Bow	FT	CIMA ENERGY, LP	220198	220198	216493	Mar-25	869,771	\$0
799	LTF	Medicine Bow	FT	CIMA ENERGY, LP	220198	220198	216493	Apr-25	654,016	\$0
800	LTF	Medicine Bow	FT	CIMA ENERGY, LP	220198	220198	216493	May-25	804,363	\$0
801	LTF	Medicine Bow	FT	CIMA ENERGY, LP	220198	220198	216493	Jun-25	685,797	\$0
802	LTF	Medicine Bow	FT	CIMA ENERGY, LP	220198	220198	216493	Jul-25	851,535	\$0
803	LTF	Medicine Bow	FT	CIMA ENERGY, LP	220198	220198	216493	Aug-25	887,565	\$0
804	LTF	Medicine Bow	FT	CIMA ENERGY, LP	220198	220198	216493	Sep-25	976,567	\$0
805	LTF	Medicine Bow	FT	CIMA ENERGY, LP	220198	220198	216493	Oct-25	923,594	\$0
806	LTF	Medicine Bow	FT	CIMA ENERGY, LP	220198	220198	216493	Nov-25	839,415	\$0
807	LTF	Medicine Bow	FT	CIMA ENERGY, LP	220198	220198	216493	Dec-25	660,664	\$0
808	LTF	Medicine Bow	FT	CIMA ENERGY, LP	220198 Total				9,216,886	\$0
809	LTF	Medicine Bow	FT	MIECO LLC	220454	220454		Mar-25	140	\$0
810	LTF	Medicine Bow	FT	MIECO LLC	220454	220454		Apr-25	66	\$0
811	LTF	Medicine Bow	FT	MIECO LLC	220454	220454		Oct-25	43	\$0
812	LTF	Medicine Bow	FT	MIECO LLC	220454 Total				249	\$0
813	LTF	Medicine Bow	FT	ANADARKO ENERGY SERVICES COMPANY	220996	220996		Jan-25	612,500	\$0
814	LTF	Medicine Bow	FT	ANADARKO ENERGY SERVICES COMPANY	220996	220996		Feb-25	496,389	\$0
815	LTF	Medicine Bow	FT	ANADARKO ENERGY SERVICES COMPANY	220996	220996		Mar-25	625,313	\$0
816	LTF	Medicine Bow	FT	ANADARKO ENERGY SERVICES COMPANY	220996	220996		Apr-25	539,645	\$0
817	LTF	Medicine Bow	FT	ANADARKO ENERGY SERVICES COMPANY	220996	220996		May-25	564,875	\$0
818	LTF	Medicine Bow	FT	ANADARKO ENERGY SERVICES COMPANY	220996	220996		Jun-25	520,593	\$0
819	LTF	Medicine Bow	FT	ANADARKO ENERGY SERVICES COMPANY	220996	220996		Jul-25	494,845	\$0
820	LTF	Medicine Bow	FT	ANADARKO ENERGY SERVICES COMPANY	220996	220996		Aug-25	470,328	\$0
821	LTF	Medicine Bow	FT	ANADARKO ENERGY SERVICES COMPANY	220996	220996		Sep-25	452,826	\$0
822	LTF	Medicine Bow	FT	ANADARKO ENERGY SERVICES COMPANY	220996	220996		Oct-25	444,444	\$0
823	LTF	Medicine Bow	FT	ANADARKO ENERGY SERVICES COMPANY	220996	220996		Nov-25	430,869	\$0
824	LTF	Medicine Bow	FT	ANADARKO ENERGY SERVICES COMPANY	220996	220996		Dec-25	423,308	\$0
825	LTF	Medicine Bow	FT	ANADARKO ENERGY SERVICES COMPANY	220996 Total				6,075,935	\$0
826	LTF	Medicine Bow	FT	STANCHION GAS MARKETING, LLC	221045	221045		Jan-25	199,612	\$0
827	LTF	Medicine Bow	FT	STANCHION GAS MARKETING, LLC	221045	221045		Feb-25	24,352	\$0
828	LTF	Medicine Bow	FT	STANCHION GAS MARKETING, LLC	221045 Total				223,964	\$0

Wyoming Interstate Company, L.L.C.
 Study Pursuant to S and A in Docket No. RP22-823-000
 Detail of Usage Activity
 For the Twelve Months Ending December 31, 2025

Line No.	LTF-STF	Mainline/Lateral	Rate Sched	Company Name	Agmt No.	Legacy Agmt No.	Releasing Shipper Agmt No.	Month/Year	Billed Dth	Amounts
(a)	(b)	(c)	(d)	(e)	(f)	(g)	(h)	(i)	(j)	
829	LTF	Medicine Bow	FT	WOODRIVER ENERGY LLC	221052	221052	215933	Jan-25	116,053	\$0
830	LTF	Medicine Bow	FT	WOODRIVER ENERGY LLC	221052	221052	215933	Feb-25	82,110	\$0
831	LTF	Medicine Bow	FT	WOODRIVER ENERGY LLC	221052	221052	215933	Mar-25	68,964	\$0
832	LTF	Medicine Bow	FT	WOODRIVER ENERGY LLC	221052	221052	215933	Apr-25	53,467	\$0
833	LTF	Medicine Bow	FT	WOODRIVER ENERGY LLC	221052	221052	215933	May-25	30,501	\$0
834	LTF	Medicine Bow	FT	WOODRIVER ENERGY LLC	221052 Total				351,095	\$0
835	LTF	Medicine Bow	FT	BLACK HILLS SERVICE COMPANY, LLC	221053	221053	215933	Jan-25	227,200	\$0
836	LTF	Medicine Bow	FT	BLACK HILLS SERVICE COMPANY, LLC	221053	221053	215933	Feb-25	173,200	\$0
837	LTF	Medicine Bow	FT	BLACK HILLS SERVICE COMPANY, LLC	221053	221053	215933	Mar-25	127,584	\$0
838	LTF	Medicine Bow	FT	BLACK HILLS SERVICE COMPANY, LLC	221053	221053	215933	Apr-25	94,338	\$0
839	LTF	Medicine Bow	FT	BLACK HILLS SERVICE COMPANY, LLC	221053	221053	215933	May-25	53,060	\$0
840	LTF	Medicine Bow	FT	BLACK HILLS SERVICE COMPANY, LLC	221053 Total				675,382	\$0
841	LTF	Medicine Bow	FT	ARCHER ENERGY, LLC	221054	221054	215933	Jan-25	35,469	\$0
842	LTF	Medicine Bow	FT	ARCHER ENERGY, LLC	221054	221054	215933	Feb-25	16,240	\$0
843	LTF	Medicine Bow	FT	ARCHER ENERGY, LLC	221054	221054	215933	Mar-25	10,481	\$0
844	LTF	Medicine Bow	FT	ARCHER ENERGY, LLC	221054	221054	215933	Apr-25	17,348	\$0
845	LTF	Medicine Bow	FT	ARCHER ENERGY, LLC	221054	221054	215933	May-25	11,952	\$0
846	LTF	Medicine Bow	FT	ARCHER ENERGY, LLC	221054 Total				91,490	\$0
847	LTF	Medicine Bow	FT	VISTA ENERGY MARKETING, L.P.	221055	221055	215933	Jan-25	89,700	\$0
848	LTF	Medicine Bow	FT	VISTA ENERGY MARKETING, L.P.	221055	221055	215933	Feb-25	77,603	\$0
849	LTF	Medicine Bow	FT	VISTA ENERGY MARKETING, L.P.	221055	221055	215933	Mar-25	86,101	\$0
850	LTF	Medicine Bow	FT	VISTA ENERGY MARKETING, L.P.	221055	221055	215933	Apr-25	55,483	\$0
851	LTF	Medicine Bow	FT	VISTA ENERGY MARKETING, L.P.	221055	221055	215933	May-25	44,115	\$0
852	LTF	Medicine Bow	FT	VISTA ENERGY MARKETING, L.P.	221055 Total				353,002	\$0
853	LTF	Medicine Bow	FT	WYOMING PRODUCER CONSUMER ALLIANCE	221056	221056	215933	Jan-25	60,250	\$0
854	LTF	Medicine Bow	FT	WYOMING PRODUCER CONSUMER ALLIANCE	221056	221056	215933	Feb-25	45,640	\$0
855	LTF	Medicine Bow	FT	WYOMING PRODUCER CONSUMER ALLIANCE	221056	221056	215933	Mar-25	53,764	\$0
856	LTF	Medicine Bow	FT	WYOMING PRODUCER CONSUMER ALLIANCE	221056	221056	215933	Apr-25	25,714	\$0
857	LTF	Medicine Bow	FT	WYOMING PRODUCER CONSUMER ALLIANCE	221056	221056	215933	May-25	25,758	\$0
858	LTF	Medicine Bow	FT	WYOMING PRODUCER CONSUMER ALLIANCE	221056 Total				211,126	\$0

Line No.	LTF-STF	Mainline/Lateral	Rate Sched	Company Name	Agmt No.	Legacy Agmt No.	Releasing Shipper Agmt No.	Month/Year	Billed Dth	Amounts
(a)	(b)	(c)	(d)	(e)	(f)	(g)	(h)	(i)	(j)	
859	LTF	Medicine Bow	FT	BLACK HILLS ENERGY SERVICES COMPANY	221057	221057	215933	Jan-25	320,144	\$0
860	LTF	Medicine Bow	FT	BLACK HILLS ENERGY SERVICES COMPANY	221057	221057	215933	Feb-25	291,452	\$0
861	LTF	Medicine Bow	FT	BLACK HILLS ENERGY SERVICES COMPANY	221057	221057	215933	Mar-25	194,798	\$0
862	LTF	Medicine Bow	FT	BLACK HILLS ENERGY SERVICES COMPANY	221057	221057	215933	Apr-25	135,744	\$0
863	LTF	Medicine Bow	FT	BLACK HILLS ENERGY SERVICES COMPANY	221057	221057	215933	May-25	140,016	\$0
864	LTF	Medicine Bow	FT	BLACK HILLS ENERGY SERVICES COMPANY	221057 Total				1,082,154	\$0
865	LTF	Medicine Bow	FT	UNITED ENERGY TRADING, LLC	221058	221058	215933	Jan-25	8,959	\$0
866	LTF	Medicine Bow	FT	UNITED ENERGY TRADING, LLC	221058	221058	215933	Feb-25	8,083	\$0
867	LTF	Medicine Bow	FT	UNITED ENERGY TRADING, LLC	221058	221058	215933	Mar-25	8,947	\$0
868	LTF	Medicine Bow	FT	UNITED ENERGY TRADING, LLC	221058	221058	215933	Apr-25	4,660	\$0
869	LTF	Medicine Bow	FT	UNITED ENERGY TRADING, LLC	221058	221058	215933	May-25	5,542	\$0
870	LTF	Medicine Bow	FT	UNITED ENERGY TRADING, LLC	221058 Total				36,191	\$0
871	LTF	Medicine Bow	FT	TIGER NATURAL GAS, INC.	221060	221060	215933	Jan-25	6,665	\$0
872	LTF	Medicine Bow	FT	TIGER NATURAL GAS, INC.	221060	221060	215933	Feb-25	10,464	\$0
873	LTF	Medicine Bow	FT	TIGER NATURAL GAS, INC.	221060	221060	215933	Mar-25	6,590	\$0
874	LTF	Medicine Bow	FT	TIGER NATURAL GAS, INC.	221060	221060	215933	Apr-25	6,510	\$0
875	LTF	Medicine Bow	FT	TIGER NATURAL GAS, INC.	221060	221060	215933	May-25	4,030	\$0
876	LTF	Medicine Bow	FT	TIGER NATURAL GAS, INC.	221060 Total				34,259	\$0
877	LTF	Medicine Bow	FT	CONSTELLATION ENERGY GENERATION, LLC	221061	221061	215933	Jan-25	237,100	\$0
878	LTF	Medicine Bow	FT	CONSTELLATION ENERGY GENERATION, LLC	221061	221061	215933	Feb-25	192,400	\$0
879	LTF	Medicine Bow	FT	CONSTELLATION ENERGY GENERATION, LLC	221061	221061	215933	Mar-25	121,000	\$0
880	LTF	Medicine Bow	FT	CONSTELLATION ENERGY GENERATION, LLC	221061	221061	215933	Apr-25	81,861	\$0
881	LTF	Medicine Bow	FT	CONSTELLATION ENERGY GENERATION, LLC	221061	221061	215933	May-25	152,938	\$0
882	LTF	Medicine Bow	FT	CONSTELLATION ENERGY GENERATION, LLC	221061 Total				785,299	\$0
883	LTF	Medicine Bow	FT	SYMMETRY ENERGY SOLUTIONS, LLC	221064	221064	215933	Jan-25	124,662	\$0
884	LTF	Medicine Bow	FT	SYMMETRY ENERGY SOLUTIONS, LLC	221064	221064	215933	Feb-25	118,875	\$0
885	LTF	Medicine Bow	FT	SYMMETRY ENERGY SOLUTIONS, LLC	221064	221064	215933	Mar-25	77,142	\$0
886	LTF	Medicine Bow	FT	SYMMETRY ENERGY SOLUTIONS, LLC	221064	221064	215933	Apr-25	47,440	\$0
887	LTF	Medicine Bow	FT	SYMMETRY ENERGY SOLUTIONS, LLC	221064	221064	215933	May-25	33,085	\$0
888	LTF	Medicine Bow	FT	SYMMETRY ENERGY SOLUTIONS, LLC	221064 Total				401,204	\$0

Wyoming Interstate Company, L.L.C.
 Study Pursuant to S and A in Docket No. RP22-823-000
 Detail of Usage Activity
 For the Twelve Months Ending December 31, 2025

Line No.	LTF-STF	Mainline/Lateral	Rate Sched	Company Name	Agmt No.	Legacy Agmt No.	Releasing Shipper Agmt No.	Month/Year	Billed Dth	Amounts	
(a)	(b)	(c)	(d)	(e)	(f)	(g)	(h)	(i)	(j)		
889	LTF	Medicine Bow	FT	TENASKA MARKETING VENTURES	221337	221337		Apr-25	1,244,840	\$0	
890	LTF	Medicine Bow	FT	TENASKA MARKETING VENTURES	221337	221337		May-25	787,384	\$0	
891	LTF	Medicine Bow	FT	TENASKA MARKETING VENTURES	221337	221337		Jun-25	655,002	\$0	
892	LTF	Medicine Bow	FT	TENASKA MARKETING VENTURES	221337	221337		Jul-25	1,063,898	\$0	
893	LTF	Medicine Bow	FT	TENASKA MARKETING VENTURES	221337	221337		Aug-25	1,473,597	\$0	
894	LTF	Medicine Bow	FT	TENASKA MARKETING VENTURES	221337	221337		Sep-25	711,334	\$0	
895	LTF	Medicine Bow	FT	TENASKA MARKETING VENTURES	221337	221337		Oct-25	744,557	\$0	
896	LTF	Medicine Bow	FT	TENASKA MARKETING VENTURES	221337	221337		Nov-25	697,959	\$0	
897	LTF	Medicine Bow	FT	TENASKA MARKETING VENTURES	221337	221337		Dec-25	625,455	\$0	
898	LTF	Medicine Bow	FT	TENASKA MARKETING VENTURES	221337 Total					8,004,026	\$0
899	LTF	Medicine Bow	FT	TENASKA MARKETING VENTURES	221436	221436		Apr-25	903,065	\$0	
900	LTF	Medicine Bow	FT	TENASKA MARKETING VENTURES	221436	221436		May-25	1,270,647	\$0	
901	LTF	Medicine Bow	FT	TENASKA MARKETING VENTURES	221436	221436		Jun-25	1,609,315	\$0	
902	LTF	Medicine Bow	FT	TENASKA MARKETING VENTURES	221436	221436		Jul-25	1,159,811	\$0	
903	LTF	Medicine Bow	FT	TENASKA MARKETING VENTURES	221436	221436		Aug-25	923,467	\$0	
904	LTF	Medicine Bow	FT	TENASKA MARKETING VENTURES	221436	221436		Sep-25	1,513,941	\$0	
905	LTF	Medicine Bow	FT	TENASKA MARKETING VENTURES	221436	221436		Oct-25	1,827,218	\$0	
906	LTF	Medicine Bow	FT	TENASKA MARKETING VENTURES	221436	221436		Nov-25	1,082,412	\$0	
907	LTF	Medicine Bow	FT	TENASKA MARKETING VENTURES	221436	221436		Dec-25	893,026	\$0	
908	LTF	Medicine Bow	FT	TENASKA MARKETING VENTURES	221436 Total					11,182,902	\$0
909	LTF	Medicine Bow	FT	VISTA ENERGY MARKETING, L.P.	221597	221597	215933	Jun-25	39,445	\$0	
910	LTF	Medicine Bow	FT	VISTA ENERGY MARKETING, L.P.	221597	221597	215933	Jul-25	32,729	\$0	
911	LTF	Medicine Bow	FT	VISTA ENERGY MARKETING, L.P.	221597	221597	215933	Aug-25	18,569	\$0	
912	LTF	Medicine Bow	FT	VISTA ENERGY MARKETING, L.P.	221597	221597	215933	Sep-25	24,410	\$0	
913	LTF	Medicine Bow	FT	VISTA ENERGY MARKETING, L.P.	221597	221597	215933	Oct-25	48,738	\$0	
914	LTF	Medicine Bow	FT	VISTA ENERGY MARKETING, L.P.	221597	221597	215933	Nov-25	56,041	\$0	
915	LTF	Medicine Bow	FT	VISTA ENERGY MARKETING, L.P.	221597	221597	215933	Dec-25	79,912	\$0	
916	LTF	Medicine Bow	FT	VISTA ENERGY MARKETING, L.P.	221597 Total					299,844	\$0

Wyoming Interstate Company, L.L.C.
Study Pursuant to S and A in Docket No. RP22-823-000
Detail of Usage Activity
For the Twelve Months Ending December 31, 2025

Line No.	LTF-STF	Mainline/Lateral	Rate Sched	Company Name	Agmt No.	Legacy Agmt No.	Releasing Shipper Agmt No.	Month/Year	Billed Dth	Amounts
(a)	(b)	(c)	(d)	(e)	(f)	(g)	(h)	(i)	(j)	
917	LTF	Medicine Bow	FT	BLACK HILLS SERVICE COMPANY, LLC	221598	221598	215933	Jun-25	30,324	\$0
918	LTF	Medicine Bow	FT	BLACK HILLS SERVICE COMPANY, LLC	221598	221598	215933	Jul-25	24,935	\$0
919	LTF	Medicine Bow	FT	BLACK HILLS SERVICE COMPANY, LLC	221598	221598	215933	Aug-25	21,195	\$0
920	LTF	Medicine Bow	FT	BLACK HILLS SERVICE COMPANY, LLC	221598	221598	215933	Sep-25	26,669	\$0
921	LTF	Medicine Bow	FT	BLACK HILLS SERVICE COMPANY, LLC	221598	221598	215933	Oct-25	65,805	\$0
922	LTF	Medicine Bow	FT	BLACK HILLS SERVICE COMPANY, LLC	221598	221598	215933	Nov-25	106,302	\$0
923	LTF	Medicine Bow	FT	BLACK HILLS SERVICE COMPANY, LLC	221598	221598	215933	Dec-25	135,895	\$0
924	LTF	Medicine Bow	FT	BLACK HILLS SERVICE COMPANY, LLC	221598 Total				411,125	\$0
925	LTF	Medicine Bow	FT	CONSTELLATION ENERGY GENERATION, LLC	221599	221599	215933	Jun-25	162,559	\$0
926	LTF	Medicine Bow	FT	CONSTELLATION ENERGY GENERATION, LLC	221599	221599	215933	Jul-25	158,178	\$0
927	LTF	Medicine Bow	FT	CONSTELLATION ENERGY GENERATION, LLC	221599	221599	215933	Aug-25	136,034	\$0
928	LTF	Medicine Bow	FT	CONSTELLATION ENERGY GENERATION, LLC	221599	221599	215933	Sep-25	101,245	\$0
929	LTF	Medicine Bow	FT	CONSTELLATION ENERGY GENERATION, LLC	221599	221599	215933	Oct-25	214,018	\$0
930	LTF	Medicine Bow	FT	CONSTELLATION ENERGY GENERATION, LLC	221599	221599	215933	Nov-25	133,799	\$0
931	LTF	Medicine Bow	FT	CONSTELLATION ENERGY GENERATION, LLC	221599	221599	215933	Dec-25	158,074	\$0
932	LTF	Medicine Bow	FT	CONSTELLATION ENERGY GENERATION, LLC	221599 Total				1,063,907	\$0
933	LTF	Medicine Bow	FT	TIGER NATURAL GAS, INC.	221600	221600	215933	Jun-25	13,024	\$0
934	LTF	Medicine Bow	FT	TIGER NATURAL GAS, INC.	221600	221600	215933	Jul-25	9,269	\$0
935	LTF	Medicine Bow	FT	TIGER NATURAL GAS, INC.	221600	221600	215933	Aug-25	9,269	\$0
936	LTF	Medicine Bow	FT	TIGER NATURAL GAS, INC.	221600	221600	215933	Sep-25	8,951	\$0
937	LTF	Medicine Bow	FT	TIGER NATURAL GAS, INC.	221600	221600	215933	Oct-25	7,690	\$0
938	LTF	Medicine Bow	FT	TIGER NATURAL GAS, INC.	221600	221600	215933	Nov-25	17,592	\$0
939	LTF	Medicine Bow	FT	TIGER NATURAL GAS, INC.	221600	221600	215933	Dec-25	25,365	\$0
940	LTF	Medicine Bow	FT	TIGER NATURAL GAS, INC.	221600 Total				91,160	\$0
941	LTF	Medicine Bow	FT	SYMMETRY ENERGY SOLUTIONS, LLC	221601	221601	215933	Jun-25	16,461	\$0
942	LTF	Medicine Bow	FT	SYMMETRY ENERGY SOLUTIONS, LLC	221601	221601	215933	Jul-25	22,851	\$0
943	LTF	Medicine Bow	FT	SYMMETRY ENERGY SOLUTIONS, LLC	221601	221601	215933	Aug-25	20,227	\$0
944	LTF	Medicine Bow	FT	SYMMETRY ENERGY SOLUTIONS, LLC	221601	221601	215933	Sep-25	18,662	\$0
945	LTF	Medicine Bow	FT	SYMMETRY ENERGY SOLUTIONS, LLC	221601	221601	215933	Oct-25	40,778	\$0
946	LTF	Medicine Bow	FT	SYMMETRY ENERGY SOLUTIONS, LLC	221601	221601	215933	Nov-25	64,994	\$0
947	LTF	Medicine Bow	FT	SYMMETRY ENERGY SOLUTIONS, LLC	221601	221601	215933	Dec-25	97,972	\$0
948	LTF	Medicine Bow	FT	SYMMETRY ENERGY SOLUTIONS, LLC	221601 Total				281,945	\$0

Wyoming Interstate Company, L.L.C.
 Study Pursuant to S and A in Docket No. RP22-823-000
 Detail of Usage Activity
 For the Twelve Months Ending December 31, 2025

Line No.	LTF-STF	Mainline/Lateral	Rate Sched	Company Name	Agmt No.	Legacy Agmt No.	Releasing Shipper Agmt No.	Month/Year	Billed Dth	Amounts
(a)	(b)	(c)	(d)	(e)	(f)	(g)	(h)	(i)	(j)	
949	LTF	Medicine Bow	FT	BLACK HILLS ENERGY SERVICES COMPANY	221602	221602	215933	Jun-25	108,461	\$0
950	LTF	Medicine Bow	FT	BLACK HILLS ENERGY SERVICES COMPANY	221602	221602	215933	Jul-25	113,037	\$0
951	LTF	Medicine Bow	FT	BLACK HILLS ENERGY SERVICES COMPANY	221602	221602	215933	Aug-25	81,183	\$0
952	LTF	Medicine Bow	FT	BLACK HILLS ENERGY SERVICES COMPANY	221602	221602	215933	Sep-25	82,154	\$0
953	LTF	Medicine Bow	FT	BLACK HILLS ENERGY SERVICES COMPANY	221602	221602	215933	Oct-25	154,646	\$0
954	LTF	Medicine Bow	FT	BLACK HILLS ENERGY SERVICES COMPANY	221602	221602	215933	Nov-25	218,092	\$0
955	LTF	Medicine Bow	FT	BLACK HILLS ENERGY SERVICES COMPANY	221602	221602	215933	Dec-25	214,655	\$0
956	LTF	Medicine Bow	FT	BLACK HILLS ENERGY SERVICES COMPANY	221602 Total				972,228	\$0
957	LTF	Medicine Bow	FT	ARCHER ENERGY, LLC	221603	221603	215933	Jun-25	12,368	\$0
958	LTF	Medicine Bow	FT	ARCHER ENERGY, LLC	221603	221603	215933	Jul-25	13,021	\$0
959	LTF	Medicine Bow	FT	ARCHER ENERGY, LLC	221603	221603	215933	Aug-25	17,740	\$0
960	LTF	Medicine Bow	FT	ARCHER ENERGY, LLC	221603	221603	215933	Sep-25	40,164	\$0
961	LTF	Medicine Bow	FT	ARCHER ENERGY, LLC	221603	221603	215933	Oct-25	33,819	\$0
962	LTF	Medicine Bow	FT	ARCHER ENERGY, LLC	221603	221603	215933	Nov-25	39,418	\$0
963	LTF	Medicine Bow	FT	ARCHER ENERGY, LLC	221603	221603	215933	Dec-25	6,100	\$0
964	LTF	Medicine Bow	FT	ARCHER ENERGY, LLC	221603 Total				162,630	\$0
965	LTF	Medicine Bow	FT	WYOMING PRODUCER CONSUMER ALLIANCE	221604	221604	215933	Jun-25	35,351	\$0
966	LTF	Medicine Bow	FT	WYOMING PRODUCER CONSUMER ALLIANCE	221604	221604	215933	Jul-25	32,071	\$0
967	LTF	Medicine Bow	FT	WYOMING PRODUCER CONSUMER ALLIANCE	221604	221604	215933	Aug-25	28,821	\$0
968	LTF	Medicine Bow	FT	WYOMING PRODUCER CONSUMER ALLIANCE	221604	221604	215933	Sep-25	44,188	\$0
969	LTF	Medicine Bow	FT	WYOMING PRODUCER CONSUMER ALLIANCE	221604	221604	215933	Oct-25	74,885	\$0
970	LTF	Medicine Bow	FT	WYOMING PRODUCER CONSUMER ALLIANCE	221604	221604	215933	Nov-25	70,165	\$0
971	LTF	Medicine Bow	FT	WYOMING PRODUCER CONSUMER ALLIANCE	221604	221604	215933	Dec-25	7,400	\$0
972	LTF	Medicine Bow	FT	WYOMING PRODUCER CONSUMER ALLIANCE	221604 Total				292,881	\$0
973	LTF	Medicine Bow	FT	WOODRIVER ENERGY LLC	221606	221606	215933	Jun-25	24,559	\$0
974	LTF	Medicine Bow	FT	WOODRIVER ENERGY LLC	221606	221606	215933	Jul-25	24,403	\$0
975	LTF	Medicine Bow	FT	WOODRIVER ENERGY LLC	221606	221606	215933	Aug-25	23,258	\$0
976	LTF	Medicine Bow	FT	WOODRIVER ENERGY LLC	221606	221606	215933	Sep-25	25,478	\$0
977	LTF	Medicine Bow	FT	WOODRIVER ENERGY LLC	221606	221606	215933	Oct-25	40,763	\$0
978	LTF	Medicine Bow	FT	WOODRIVER ENERGY LLC	221606	221606	215933	Nov-25	40,754	\$0
979	LTF	Medicine Bow	FT	WOODRIVER ENERGY LLC	221606	221606	215933	Dec-25	73,774	\$0
980	LTF	Medicine Bow	FT	WOODRIVER ENERGY LLC	221606 Total				252,989	\$0

Wyoming Interstate Company, L.L.C.
 Study Pursuant to S and A in Docket No. RP22-823-000
 Detail of Usage Activity
 For the Twelve Months Ending December 31, 2025

Line No.	LTF-STF	Mainline/Lateral	Rate Sched	Company Name	Agmt No.	Legacy Agmt No.	Releasing Shipper Agmt No.	Month/Year	Billed Dth	Amounts	
(a)	(b)	(c)	(d)		(e)	(f)	(g)	(h)	(i)	(j)	
981	LTF	Medicine Bow	FT	UNITED ENERGY TRADING, LLC	221609	221609	215933	Jun-25	5,888	\$0	
982	LTF	Medicine Bow	FT	UNITED ENERGY TRADING, LLC	221609	221609	215933	Jul-25	8,160	\$0	
983	LTF	Medicine Bow	FT	UNITED ENERGY TRADING, LLC	221609	221609	215933	Aug-25	7,738	\$0	
984	LTF	Medicine Bow	FT	UNITED ENERGY TRADING, LLC	221609	221609	215933	Sep-25	2,436	\$0	
985	LTF	Medicine Bow	FT	UNITED ENERGY TRADING, LLC	221609	221609	215933	Oct-25	4,642	\$0	
986	LTF	Medicine Bow	FT	UNITED ENERGY TRADING, LLC	221609	221609	215933	Nov-25	7,259	\$0	
987	LTF	Medicine Bow	FT	UNITED ENERGY TRADING, LLC	221609	221609	215933	Dec-25	6,413	\$0	
988	LTF	Medicine Bow	FT	UNITED ENERGY TRADING, LLC	221609 Total					42,536	\$0
989	LTF	Medicine Bow	FT	MIECO LLC	221655	221655		Jul-25	1,522,002	\$0	
990	LTF	Medicine Bow	FT	MIECO LLC	221655	221655		Aug-25	1,545,457	\$0	
991	LTF	Medicine Bow	FT	MIECO LLC	221655	221655		Sep-25	1,493,455	\$0	
992	LTF	Medicine Bow	FT	MIECO LLC	221655	221655		Oct-25	1,536,731	\$0	
993	LTF	Medicine Bow	FT	MIECO LLC	221655	221655		Nov-25	1,464,454	\$0	
994	LTF	Medicine Bow	FT	MIECO LLC	221655	221655		Dec-25	1,545,460	\$0	
995	LTF	Medicine Bow	FT	MIECO LLC	221655 Total					9,107,559	\$0
996	LTF	Medicine Bow	FT	TENASKA MARKETING VENTURES	221777	221777		Nov-25	586,081	\$0	
997	LTF	Medicine Bow	FT	TENASKA MARKETING VENTURES	221777	221777		Dec-25	620,000	\$0	
998	LTF	Medicine Bow	FT	TENASKA MARKETING VENTURES	221777 Total					1,206,081	\$0
999	Total Long-Term Firm Usage - Medicine Bow								140,207,071	\$0	
1000	LTF	Piceance	FT	NRG BUSINESS MARKETING LLC	215148	215148		Jan-25	52,047	\$21	
1001	LTF	Piceance	FT	NRG BUSINESS MARKETING LLC	215148	215148		Feb-25	45,497	\$18	
1002	LTF	Piceance	FT	NRG BUSINESS MARKETING LLC	215148	215148		Apr-25	12,672	\$5	
1003	LTF	Piceance	FT	NRG BUSINESS MARKETING LLC	215148	215148		Jun-25	28,995	\$12	
1004	LTF	Piceance	FT	NRG BUSINESS MARKETING LLC	215148	215148		Jul-25	89,422	\$36	
1005	LTF	Piceance	FT	NRG BUSINESS MARKETING LLC	215148	215148		Aug-25	141,663	\$57	
1006	LTF	Piceance	FT	NRG BUSINESS MARKETING LLC	215148	215148		Sep-25	238,676	\$95	
1007	LTF	Piceance	FT	NRG BUSINESS MARKETING LLC	215148	215148		Oct-25	180,961	\$72	
1008	LTF	Piceance	FT	NRG BUSINESS MARKETING LLC	215148	215148		Nov-25	214,521	\$86	
1009	LTF	Piceance	FT	NRG BUSINESS MARKETING LLC	215148	215148		Dec-25	3,494	\$1	
1010	LTF	Piceance	FT	NRG BUSINESS MARKETING LLC	215148 Total					1,007,948	\$403

Wyoming Interstate Company, L.L.C.
 Study Pursuant to S and A in Docket No. RP22-823-000
 Detail of Usage Activity
 For the Twelve Months Ending December 31, 2025

Line No.	LTF-STF	Mainline/Lateral	Rate Sched	Company Name	Agmt No.	Legacy Agmt No.	Releasing Shipper Agmt No.	Month/Year	Billed Dth	Amounts
(a)	(b)	(c)	(d)	(e)	(f)	(g)	(h)	(i)	(j)	
1011	LTF	Piceance	FT	CONOCOPHILLIPS COMPANY	215881	215881		Apr-25	4,395	\$2
1012	LTF	Piceance	FT	CONOCOPHILLIPS COMPANY	215881	215881		Jun-25	3,585	\$1
1013	LTF	Piceance	FT	CONOCOPHILLIPS COMPANY	215881	215881		Nov-25	16,906	\$7
1014	LTF	Piceance	FT	CONOCOPHILLIPS COMPANY	215881 Total				24,886	\$10
1015	LTF	Piceance	FT	BP ENERGY COMPANY	215885	215885		Mar-25	18	\$0
1016	LTF	Piceance	FT	BP ENERGY COMPANY	215885	215885		May-25	1,998	\$1
1017	LTF	Piceance	FT	BP ENERGY COMPANY	215885	215885		Jul-25	42,800	\$17
1018	LTF	Piceance	FT	BP ENERGY COMPANY	215885 Total				44,816	\$18
1019	LTF	Piceance	FT	CITADEL ENERGY MARKETING LLC	216713	216713		Apr-25	856	\$0
1020	LTF	Piceance	FT	CITADEL ENERGY MARKETING LLC	216713 Total				856	\$0
1021	LTF	Piceance	FT	NRG BUSINESS MARKETING LLC	217449	217449		Jan-25	22,551	\$9
1022	LTF	Piceance	FT	NRG BUSINESS MARKETING LLC	217449	217449		Feb-25	3,459	\$1
1023	LTF	Piceance	FT	NRG BUSINESS MARKETING LLC	217449	217449		Apr-25	4,181	\$2
1024	LTF	Piceance	FT	NRG BUSINESS MARKETING LLC	217449	217449		Jul-25	29,200	\$12
1025	LTF	Piceance	FT	NRG BUSINESS MARKETING LLC	217449	217449		Aug-25	60,042	\$24
1026	LTF	Piceance	FT	NRG BUSINESS MARKETING LLC	217449	217449		Sep-25	7,558	\$3
1027	LTF	Piceance	FT	NRG BUSINESS MARKETING LLC	217449	217449		Oct-25	24,764	\$10
1028	LTF	Piceance	FT	NRG BUSINESS MARKETING LLC	217449	217449		Nov-25	17,447	\$7
1029	LTF	Piceance	FT	NRG BUSINESS MARKETING LLC	217449 Total				169,202	\$68
1030	LTF	Piceance	FT	CONCORD ENERGY LLC	217794	217794		Feb-25	56,821	\$23
1031	LTF	Piceance	FT	CONCORD ENERGY LLC	217794 Total				56,821	\$23
1032	LTF	Piceance	FT	CITADEL ENERGY MARKETING LLC	217882	217882		Jan-25	1,382,940	\$553
1033	LTF	Piceance	FT	CITADEL ENERGY MARKETING LLC	217882	217882		Feb-25	1,221,086	\$488
1034	LTF	Piceance	FT	CITADEL ENERGY MARKETING LLC	217882	217882		Mar-25	1,141,681	\$457
1035	LTF	Piceance	FT	CITADEL ENERGY MARKETING LLC	217882	217882		Apr-25	5,213	\$2
1036	LTF	Piceance	FT	CITADEL ENERGY MARKETING LLC	217882	217882		Jun-25	487,579	\$195
1037	LTF	Piceance	FT	CITADEL ENERGY MARKETING LLC	217882	217882		Jul-25	1,067,455	\$427
1038	LTF	Piceance	FT	CITADEL ENERGY MARKETING LLC	217882	217882		Aug-25	1,472,500	\$589
1039	LTF	Piceance	FT	CITADEL ENERGY MARKETING LLC	217882	217882		Sep-25	712,500	\$285
1040	LTF	Piceance	FT	CITADEL ENERGY MARKETING LLC	217882	217882		Oct-25	1,442,551	\$577
1041	LTF	Piceance	FT	CITADEL ENERGY MARKETING LLC	217882	217882		Nov-25	1,415,026	\$566
1042	LTF	Piceance	FT	CITADEL ENERGY MARKETING LLC	217882	217882		Dec-25	1,449,769	\$580
1043	LTF	Piceance	FT	CITADEL ENERGY MARKETING LLC	217882 Total				11,798,300	\$4,719

Wyoming Interstate Company, L.L.C.
 Study Pursuant to S and A in Docket No. RP22-823-000
 Detail of Usage Activity
 For the Twelve Months Ending December 31, 2025

Line No.	LTF-STF	Mainline/Lateral	Rate Sched	Company Name	Agmt No.	Legacy Agmt No.	Releasing Shipper Agmt No.	Month/Year	Billed Dth	Amounts
(a)	(b)	(c)	(d)		(e)	(f)	(g)	(h)	(i)	(j)
1044	LTF	Piceance	FT	CITADEL ENERGY MARKETING LLC	218314	218314		Jan-25	3,122,327	\$1,249
1045	LTF	Piceance	FT	CITADEL ENERGY MARKETING LLC	218314	218314		Feb-25	3,578,821	\$1,431
1046	LTF	Piceance	FT	CITADEL ENERGY MARKETING LLC	218314	218314		Mar-25	2,743,581	\$1,097
1047	LTF	Piceance	FT	CITADEL ENERGY MARKETING LLC	218314	218314		Apr-25	2,627,923	\$1,051
1048	LTF	Piceance	FT	CITADEL ENERGY MARKETING LLC	218314	218314		May-25	2,445,367	\$978
1049	LTF	Piceance	FT	CITADEL ENERGY MARKETING LLC	218314	218314		Jun-25	2,756,458	\$1,103
1050	LTF	Piceance	FT	CITADEL ENERGY MARKETING LLC	218314	218314		Jul-25	3,805,323	\$1,522
1051	LTF	Piceance	FT	CITADEL ENERGY MARKETING LLC	218314	218314		Aug-25	5,500,604	\$2,200
1052	LTF	Piceance	FT	CITADEL ENERGY MARKETING LLC	218314	218314		Sep-25	3,424,513	\$1,370
1053	LTF	Piceance	FT	CITADEL ENERGY MARKETING LLC	218314 Total				30,004,917	\$12,002
1054	LTF	Piceance	FT	CONCORD ENERGY LLC	218446	218446		Jan-25	89,612	\$36
1055	LTF	Piceance	FT	CONCORD ENERGY LLC	218446	218446		Feb-25	19,744	\$8
1056	LTF	Piceance	FT	CONCORD ENERGY LLC	218446 Total				109,356	\$44
1057	LTF	Piceance	FT	HARTREE PARTNERS, LP	218485	218485		Jan-25	565,479	\$226
1058	LTF	Piceance	FT	HARTREE PARTNERS, LP	218485	218485		Feb-25	432,530	\$173
1059	LTF	Piceance	FT	HARTREE PARTNERS, LP	218485	218485		Mar-25	492,385	\$197
1060	LTF	Piceance	FT	HARTREE PARTNERS, LP	218485 Total				1,490,394	\$596
1061	LTF	Piceance	FT	NRG BUSINESS MARKETING LLC	219182	219182		Jan-25	210,567	\$84
1062	LTF	Piceance	FT	NRG BUSINESS MARKETING LLC	219182	219182		Feb-25	217,974	\$87
1063	LTF	Piceance	FT	NRG BUSINESS MARKETING LLC	219182	219182		Mar-25	79,829	\$32
1064	LTF	Piceance	FT	NRG BUSINESS MARKETING LLC	219182	219182		Apr-25	180,801	\$72
1065	LTF	Piceance	FT	NRG BUSINESS MARKETING LLC	219182	219182		May-25	19,276	\$8
1066	LTF	Piceance	FT	NRG BUSINESS MARKETING LLC	219182	219182		Jun-25	188,990	\$76
1067	LTF	Piceance	FT	NRG BUSINESS MARKETING LLC	219182	219182		Jul-25	372,273	\$149
1068	LTF	Piceance	FT	NRG BUSINESS MARKETING LLC	219182	219182		Aug-25	380,043	\$152
1069	LTF	Piceance	FT	NRG BUSINESS MARKETING LLC	219182	219182		Sep-25	332,491	\$133
1070	LTF	Piceance	FT	NRG BUSINESS MARKETING LLC	219182	219182		Oct-25	342,279	\$137
1071	LTF	Piceance	FT	NRG BUSINESS MARKETING LLC	219182	219182		Nov-25	368,797	\$148
1072	LTF	Piceance	FT	NRG BUSINESS MARKETING LLC	219182	219182		Dec-25	253,857	\$102
1073	LTF	Piceance	FT	NRG BUSINESS MARKETING LLC	219182 Total				2,947,177	\$1,179

Line No.	LTF-STF	Mainline/Lateral	Rate Sched	Company Name	Agmt No.	Legacy Agmt No.	Releasing Shipper Agmt No.	Month/Year	Billed Dth	Amounts
(a)	(b)	(c)	(d)	(e)	(f)	(g)	(h)	(i)	(j)	
1074	LTF	Piceance	FT	NRG BUSINESS MARKETING LLC	219183	219183		Jan-25	421,584	\$169
1075	LTF	Piceance	FT	NRG BUSINESS MARKETING LLC	219183	219183		Feb-25	457,943	\$183
1076	LTF	Piceance	FT	NRG BUSINESS MARKETING LLC	219183	219183		Mar-25	23,566	\$9
1077	LTF	Piceance	FT	NRG BUSINESS MARKETING LLC	219183	219183		Apr-25	163,021	\$65
1078	LTF	Piceance	FT	NRG BUSINESS MARKETING LLC	219183	219183		May-25	72,656	\$29
1079	LTF	Piceance	FT	NRG BUSINESS MARKETING LLC	219183	219183		Jun-25	341,175	\$136
1080	LTF	Piceance	FT	NRG BUSINESS MARKETING LLC	219183	219183		Jul-25	619,999	\$248
1081	LTF	Piceance	FT	NRG BUSINESS MARKETING LLC	219183	219183		Aug-25	590,955	\$236
1082	LTF	Piceance	FT	NRG BUSINESS MARKETING LLC	219183	219183		Sep-25	261,576	\$105
1083	LTF	Piceance	FT	NRG BUSINESS MARKETING LLC	219183	219183		Oct-25	592,898	\$237
1084	LTF	Piceance	FT	NRG BUSINESS MARKETING LLC	219183	219183		Nov-25	593,917	\$238
1085	LTF	Piceance	FT	NRG BUSINESS MARKETING LLC	219183	219183		Dec-25	584,739	\$234
1086	LTF	Piceance	FT	NRG BUSINESS MARKETING LLC	219183 Total				4,724,029	\$1,890
1087	LTF	Piceance	FT	NRG BUSINESS MARKETING LLC	219188	219188		Jan-25	149,638	\$60
1088	LTF	Piceance	FT	NRG BUSINESS MARKETING LLC	219188	219188		Feb-25	181,680	\$73
1089	LTF	Piceance	FT	NRG BUSINESS MARKETING LLC	219188	219188		Apr-25	34,820	\$14
1090	LTF	Piceance	FT	NRG BUSINESS MARKETING LLC	219188	219188		Jun-25	110,814	\$44
1091	LTF	Piceance	FT	NRG BUSINESS MARKETING LLC	219188	219188		Jul-25	387,469	\$155
1092	LTF	Piceance	FT	NRG BUSINESS MARKETING LLC	219188	219188		Aug-25	380,491	\$152
1093	LTF	Piceance	FT	NRG BUSINESS MARKETING LLC	219188	219188		Sep-25	133,266	\$53
1094	LTF	Piceance	FT	NRG BUSINESS MARKETING LLC	219188	219188		Oct-25	371,485	\$149
1095	LTF	Piceance	FT	NRG BUSINESS MARKETING LLC	219188	219188		Nov-25	363,623	\$145
1096	LTF	Piceance	FT	NRG BUSINESS MARKETING LLC	219188	219188		Dec-25	374,279	\$150
1097	LTF	Piceance	FT	NRG BUSINESS MARKETING LLC	219188 Total				2,487,565	\$995

Wyoming Interstate Company, L.L.C.
 Study Pursuant to S and A in Docket No. RP22-823-000
 Detail of Usage Activity
 For the Twelve Months Ending December 31, 2025

Line No.	LTF-STF	Mainline/Lateral	Rate Sched	Company Name	Agmt No.	Legacy Agmt No.	Releasing Shipper Agmt No.	Month/Year	Billed Dth	Amounts	
(a)	(b)	(c)	(d)		(e)	(f)	(g)	(h)	(i)	(j)	
1098	LTF	Piceance	FT	BP ENERGY COMPANY	219230	219230		Jan-25	814,046	\$326	
1099	LTF	Piceance	FT	BP ENERGY COMPANY	219230	219230		Feb-25	725,592	\$290	
1100	LTF	Piceance	FT	BP ENERGY COMPANY	219230	219230		Mar-25	727,012	\$291	
1101	LTF	Piceance	FT	BP ENERGY COMPANY	219230	219230		Apr-25	670,200	\$268	
1102	LTF	Piceance	FT	BP ENERGY COMPANY	219230	219230		May-25	685,037	\$274	
1103	LTF	Piceance	FT	BP ENERGY COMPANY	219230	219230		Jun-25	105,553	\$42	
1104	LTF	Piceance	FT	BP ENERGY COMPANY	219230	219230		Jul-25	314,184	\$126	
1105	LTF	Piceance	FT	BP ENERGY COMPANY	219230	219230		Aug-25	328,095	\$131	
1106	LTF	Piceance	FT	BP ENERGY COMPANY	219230	219230		Sep-25	598,125	\$239	
1107	LTF	Piceance	FT	BP ENERGY COMPANY	219230	219230		Oct-25	895,914	\$358	
1108	LTF	Piceance	FT	BP ENERGY COMPANY	219230	219230		Nov-25	594,045	\$238	
1109	LTF	Piceance	FT	BP ENERGY COMPANY	219230	219230		Dec-25	430,127	\$172	
1110	LTF	Piceance	FT	BP ENERGY COMPANY	219230 Total					6,887,930	\$2,755
1111	LTF	Piceance	FT	UNITED ENERGY TRADING, LLC	219656	219656		Nov-25	12,515	\$5	
1112	LTF	Piceance	FT	UNITED ENERGY TRADING, LLC	219656 Total					12,515	\$5
1113	LTF	Piceance	FT	TENASKA MARKETING VENTURES	219999	219999		Jul-25	1,118	\$0	
1114	LTF	Piceance	FT	TENASKA MARKETING VENTURES	219999	219999		Sep-25	21,311	\$9	
1115	LTF	Piceance	FT	TENASKA MARKETING VENTURES	219999 Total					22,429	\$9
1116	LTF	Piceance	FT	CIMA ENERGY, LP	220199	220199	217883	Jan-25	314,002	\$126	
1117	LTF	Piceance	FT	CIMA ENERGY, LP	220199	220199	217883	Feb-25	215,061	\$86	
1118	LTF	Piceance	FT	CIMA ENERGY, LP	220199	220199	217883	Mar-25	135,035	\$54	
1119	LTF	Piceance	FT	CIMA ENERGY, LP	220199	220199	217883	Apr-25	156,787	\$63	
1120	LTF	Piceance	FT	CIMA ENERGY, LP	220199	220199	217883	May-25	99,550	\$40	
1121	LTF	Piceance	FT	CIMA ENERGY, LP	220199	220199	217883	Jun-25	194,183	\$78	
1122	LTF	Piceance	FT	CIMA ENERGY, LP	220199	220199	217883	Jul-25	222,188	\$89	
1123	LTF	Piceance	FT	CIMA ENERGY, LP	220199	220199	217883	Aug-25	347,142	\$139	
1124	LTF	Piceance	FT	CIMA ENERGY, LP	220199	220199	217883	Sep-25	270,764	\$108	
1125	LTF	Piceance	FT	CIMA ENERGY, LP	220199	220199	217883	Oct-25	258,579	\$103	
1126	LTF	Piceance	FT	CIMA ENERGY, LP	220199	220199	217883	Nov-25	132,082	\$53	
1127	LTF	Piceance	FT	CIMA ENERGY, LP	220199	220199	217883	Dec-25	58,414	\$23	
1128	LTF	Piceance	FT	CIMA ENERGY, LP	220199 Total					2,403,787	\$962

Wyoming Interstate Company, L.L.C.
Study Pursuant to S and A in Docket No. RP22-823-000
Detail of Usage Activity
For the Twelve Months Ending December 31, 2025

Line No.	LTF-STF	Mainline/Lateral	Rate Sched	Company Name	Agmt No.	Legacy Agmt No.	Releasing Shipper Agmt No.	Month/Year	Billed Dth	Amounts
(a)	(b)	(c)	(d)	(e)	(f)	(g)	(h)	(i)	(j)	
1129	LTF	Piceance	FT	TENASKA MARKETING VENTURES	220416	220416		Jan-25	35,339	\$14
1130	LTF	Piceance	FT	TENASKA MARKETING VENTURES	220416	220416		Feb-25	93,267	\$37
1131	LTF	Piceance	FT	TENASKA MARKETING VENTURES	220416	220416		Mar-25	125,084	\$50
1132	LTF	Piceance	FT	TENASKA MARKETING VENTURES	220416 Total				253,690	\$101
1133	LTF	Piceance	FT	HARTREE PARTNERS, LP	220938	220938		Apr-25	1,015,617	\$406
1134	LTF	Piceance	FT	HARTREE PARTNERS, LP	220938	220938		May-25	1,133,242	\$453
1135	LTF	Piceance	FT	HARTREE PARTNERS, LP	220938	220938		Jun-25	1,354,252	\$542
1136	LTF	Piceance	FT	HARTREE PARTNERS, LP	220938	220938		Jul-25	1,659,025	\$664
1137	LTF	Piceance	FT	HARTREE PARTNERS, LP	220938	220938		Aug-25	1,871,610	\$749
1138	LTF	Piceance	FT	HARTREE PARTNERS, LP	220938	220938		Sep-25	1,522,696	\$609
1139	LTF	Piceance	FT	HARTREE PARTNERS, LP	220938	220938		Oct-25	1,616,852	\$647
1140	LTF	Piceance	FT	HARTREE PARTNERS, LP	220938	220938		Nov-25	714,661	\$286
1141	LTF	Piceance	FT	HARTREE PARTNERS, LP	220938	220938		Dec-25	175,386	\$70
1142	LTF	Piceance	FT	HARTREE PARTNERS, LP	220938 Total				11,063,341	\$4,425
1143	LTF	Piceance	FT	CITIGROUP ENERGY INC.	220944	220944		Aug-25	4,952	\$2
1144	LTF	Piceance	FT	CITIGROUP ENERGY INC.	220944	220944		Oct-25	40,000	\$16
1145	LTF	Piceance	FT	CITIGROUP ENERGY INC.	220944 Total				44,952	\$18
1146	LTF	Piceance	FT	STANCHION GAS MARKETING, LLC	221045	221045		Jun-25	25,760	\$10
1147	LTF	Piceance	FT	STANCHION GAS MARKETING, LLC	221045 Total				25,760	\$10
1148	LTF	Piceance	FT	CITADEL ENERGY MARKETING LLC	221110	221110		Oct-25	2,730,536	\$1,092
1149	LTF	Piceance	FT	CITADEL ENERGY MARKETING LLC	221110	221110		Nov-25	1,927,884	\$771
1150	LTF	Piceance	FT	CITADEL ENERGY MARKETING LLC	221110	221110		Dec-25	2,423,385	\$969
1151	LTF	Piceance	FT	CITADEL ENERGY MARKETING LLC	221110 Total				7,081,805	\$2,833
1152	LTF	Piceance	FT	SYMMETRY ENERGY SOLUTIONS, LLC	221601	221601	215933	Jul-25	3,982	\$2
1153	LTF	Piceance	FT	SYMMETRY ENERGY SOLUTIONS, LLC	221601 Total				3,982	\$2
1154	Total Long-Term Firm Usage - Piceance								82,666,458	\$33,067
1155	LTF	Kanda	FT	CONCORD ENERGY LLC	218446	218446		Apr-25	34,951	\$4
1156	LTF	Kanda	FT	CONCORD ENERGY LLC	218446 Total				34,951	\$4
1157	LTF	Kanda	FT	BP ENERGY COMPANY	219230	219230		Apr-25	6,993	\$1
1158	LTF	Kanda	FT	BP ENERGY COMPANY	219230 Total				6,993	\$1

Wyoming Interstate Company, L.L.C.
 Study Pursuant to S and A in Docket No. RP22-823-000
 Detail of Usage Activity
 For the Twelve Months Ending December 31, 2025

Line No.	LTF-STF	Mainline/Lateral	Rate Sched	Company Name	Agmt No.	Legacy Agmt No.	Releasing Shipper Agmt No.	Month/Year	Billed Dth	Amounts
(a)	(b)	(c)	(d)		(e)	(f)	(g)	(h)	(i)	(j)
1159	LTF	Kanda	FT	TENASKA MARKETING VENTURES	219999	219999		Feb-25	41,647	\$4
1160	LTF	Kanda	FT	TENASKA MARKETING VENTURES	219999 Total				41,647	\$4
1161	LTF	Kanda	FT	MIECO LLC	220454	220454		Jan-25	596,318	\$60
1162	LTF	Kanda	FT	MIECO LLC	220454	220454		Feb-25	503,420	\$50
1163	LTF	Kanda	FT	MIECO LLC	220454	220454		Mar-25	558,712	\$56
1164	LTF	Kanda	FT	MIECO LLC	220454	220454		Apr-25	452,186	\$45
1165	LTF	Kanda	FT	MIECO LLC	220454	220454		May-25	584,304	\$58
1166	LTF	Kanda	FT	MIECO LLC	220454	220454		Jun-25	600,000	\$60
1167	LTF	Kanda	FT	MIECO LLC	220454	220454		Jul-25	615,374	\$62
1168	LTF	Kanda	FT	MIECO LLC	220454	220454		Aug-25	594,008	\$59
1169	LTF	Kanda	FT	MIECO LLC	220454	220454		Sep-25	233,750	\$23
1170	LTF	Kanda	FT	MIECO LLC	220454	220454		Oct-25	605,382	\$61
1171	LTF	Kanda	FT	MIECO LLC	220454	220454		Nov-25	600,000	\$60
1172	LTF	Kanda	FT	MIECO LLC	220454	220454		Dec-25	620,000	\$62
1173	LTF	Kanda	FT	MIECO LLC	220454 Total				6,563,454	\$656
1174	Total Long-Term Firm Usage - Piceance								6,647,045	\$665
1175	Total WIC System Long-Term Firm Usage								812,465,897	\$1,252,446
1176	STF	Mainline	FT	TENASKA MARKETING VENTURES	221194	221194		Jan-25	2,244,651	\$106
1177	STF	Mainline	FT	TENASKA MARKETING VENTURES	221194	221194		Feb-25	2,012,511	\$73
1178	STF	Mainline	FT	TENASKA MARKETING VENTURES	221194	221194		Mar-25	2,246,928	\$383
1179	STF	Mainline	FT	TENASKA MARKETING VENTURES	221194 Total				6,504,090	\$562
1180	STF	Mainline	FT	SPOTLIGHT ENERGY, LLC	221295	221295	214934	Jan-25	799,211	\$39
1181	STF	Mainline	FT	SPOTLIGHT ENERGY, LLC	221295 Total				799,211	\$39
1182	STF	Mainline	FT	SEQUENT ENERGY MANAGEMENT LLC	221299	221299	221179	Jan-25	2,227,635	\$5,792
1183	STF	Mainline	FT	SEQUENT ENERGY MANAGEMENT LLC	221299 Total				2,227,635	\$5,792
1184	STF	Mainline	FT	SPOTLIGHT ENERGY, LLC	221312	221312		Jan-25	301,844	\$785
1185	STF	Mainline	FT	SPOTLIGHT ENERGY, LLC	221312 Total				301,844	\$785
1186	STF	Mainline	FT	CITADEL ENERGY MARKETING LLC	221314	221314		Jan-25	545,303	\$1,418
1187	STF	Mainline	FT	CITADEL ENERGY MARKETING LLC	221314	221314		Feb-25	1,326,329	\$3,448
1188	STF	Mainline	FT	CITADEL ENERGY MARKETING LLC	221314 Total				1,871,632	\$4,866

Wyoming Interstate Company, L.L.C.
Study Pursuant to S and A in Docket No. RP22-823-000
Detail of Usage Activity
For the Twelve Months Ending December 31, 2025

Line No.	LTF-STF	Mainline/Lateral	Rate Sched	Company Name	Agmt No.	Legacy Agmt No.	Releasing Shipper Agmt No.	Month/Year	Billed Dth	Amounts
(a)	(b)	(c)	(d)	(e)	(f)	(g)	(h)	(i)	(j)	
1189	STF	Mainline	FT	DXT COMMODITIES NORTH AMERICA INC.	221315	221315		Jan-25	239,044	\$622
1190	STF	Mainline	FT	DXT COMMODITIES NORTH AMERICA INC.	221315 Total				239,044	\$622
1191	STF	Mainline	FT	CONOCOPHILLIPS COMPANY	221316	221316		Jan-25	182,787	\$475
1192	STF	Mainline	FT	CONOCOPHILLIPS COMPANY	221316 Total				182,787	\$475
1193	STF	Mainline	FT	ECO-ENERGY NATURAL GAS, LLC	221320	221320		Jan-25	24,300	\$63
1194	STF	Mainline	FT	ECO-ENERGY NATURAL GAS, LLC	221320 Total				24,300	\$63
1195	STF	Mainline	FT	RADIATE ENERGY LLC	221324	221324		Jan-25	18,188	\$47
1196	STF	Mainline	FT	RADIATE ENERGY LLC	221324 Total				18,188	\$47
1197	STF	Mainline	FT	DXT COMMODITIES NORTH AMERICA INC.	221336	221336		Jan-25	72,360	\$188
1198	STF	Mainline	FT	DXT COMMODITIES NORTH AMERICA INC.	221336 Total				72,360	\$188
1199	STF	Mainline	FT	BP ENERGY COMPANY	221349	221349		Jan-25	157,447	\$409
1200	STF	Mainline	FT	BP ENERGY COMPANY	221349 Total				157,447	\$409
1201	STF	Mainline	FT	SEQUENT ENERGY MANAGEMENT LLC	221369	221369	221179	Feb-25	2,060,025	\$5,356
1202	STF	Mainline	FT	SEQUENT ENERGY MANAGEMENT LLC	221369	221369	221179	Mar-25	2,846,357	\$7,401
1203	STF	Mainline	FT	SEQUENT ENERGY MANAGEMENT LLC	221369 Total				4,906,382	\$12,757
1204	STF	Mainline	FT	SPOTLIGHT ENERGY, LLC	221372	221372	214934	Feb-25	839,427	\$0
1205	STF	Mainline	FT	SPOTLIGHT ENERGY, LLC	221372 Total				839,427	\$0
1206	STF	Mainline	FT	MIECO LLC	221374	221374		Jan-25	15,000	\$39
1207	STF	Mainline	FT	MIECO LLC	221374	221374		Feb-25	140,000	\$364
1208	STF	Mainline	FT	MIECO LLC	221374	221374		Mar-25	155,000	\$403
1209	STF	Mainline	FT	MIECO LLC	221374 Total				310,000	\$806
1210	STF	Mainline	FT	MIECO LLC	221376	221376		Jan-25	300,000	\$0
1211	STF	Mainline	FT	MIECO LLC	221376	221376		Feb-25	2,698,599	\$0
1212	STF	Mainline	FT	MIECO LLC	221376	221376		Mar-25	3,087,390	\$0
1213	STF	Mainline	FT	MIECO LLC	221376 Total				6,085,989	\$0
1214	STF	Mainline	FT	KOCH ENERGY SERVICES, LLC	221396	221396		Feb-25	129,861	\$338
1215	STF	Mainline	FT	KOCH ENERGY SERVICES, LLC	221396 Total				129,861	\$338

Wyoming Interstate Company, L.L.C.
Study Pursuant to S and A in Docket No. RP22-823-000
Detail of Usage Activity
For the Twelve Months Ending December 31, 2025

Line No.	LTF-STF	Mainline/Lateral	Rate Sched	Company Name	Agmt No.	Legacy Agmt No.	Releasing Shipper Agmt No.	Month/Year	Billed Dth	Amounts
(a)	(b)	(c)	(d)	(e)	(f)	(g)	(h)	(i)	(j)	
1216	STF	Mainline	FT	CONOCOPHILLIPS COMPANY	221403	221403		Feb-25	338,006	\$879
1217	STF	Mainline	FT	CONOCOPHILLIPS COMPANY	221403 Total				338,006	\$879
1218	STF	Mainline	FT	TENASKA MARKETING VENTURES	221405	221405		Feb-25	504,000	\$1,310
1219	STF	Mainline	FT	TENASKA MARKETING VENTURES	221405 Total				504,000	\$1,310
1220	STF	Mainline	FT	SPOTLIGHT ENERGY, LLC	221408	221408		Feb-25	91,574	\$238
1221	STF	Mainline	FT	SPOTLIGHT ENERGY, LLC	221408 Total				91,574	\$238
1222	STF	Mainline	FT	NRG BUSINESS MARKETING LLC	221419	221419		Feb-25	57,273	\$149
1223	STF	Mainline	FT	NRG BUSINESS MARKETING LLC	221419 Total				57,273	\$149
1224	STF	Mainline	FT	SPOTLIGHT ENERGY, LLC	221431	221431	214934	Mar-25	919,947	\$0
1225	STF	Mainline	FT	SPOTLIGHT ENERGY, LLC	221431 Total				919,947	\$0
1226	STF	Mainline	FT	SEQUENT ENERGY MANAGEMENT LLC	221491	221491	221179	Apr-25	2,552,258	\$6,636
1227	STF	Mainline	FT	SEQUENT ENERGY MANAGEMENT LLC	221491 Total				2,552,258	\$6,636
1228	STF	Mainline	FT	SPOTLIGHT ENERGY, LLC	221510	221510	214934	Apr-25	892,139	\$0
1229	STF	Mainline	FT	SPOTLIGHT ENERGY, LLC	221510 Total				892,139	\$0
1230	STF	Mainline	FT	SPOTLIGHT ENERGY, LLC	221566	221566	214934	May-25	922,667	\$20
1231	STF	Mainline	FT	SPOTLIGHT ENERGY, LLC	221566 Total				922,667	\$20
1232	STF	Mainline	FT	SEQUENT ENERGY MANAGEMENT LLC	221574	221574	221179	May-25	3,319,047	\$8,630
1233	STF	Mainline	FT	SEQUENT ENERGY MANAGEMENT LLC	221574	221574	221179	Jun-25	3,092,962	\$8,042
1234	STF	Mainline	FT	SEQUENT ENERGY MANAGEMENT LLC	221574	221574	221179	Jul-25	3,683,911	\$9,578
1235	STF	Mainline	FT	SEQUENT ENERGY MANAGEMENT LLC	221574	221574	221179	Aug-25	2,942,937	\$7,652
1236	STF	Mainline	FT	SEQUENT ENERGY MANAGEMENT LLC	221574	221574	221179	Sep-25	2,315,281	\$6,020
1237	STF	Mainline	FT	SEQUENT ENERGY MANAGEMENT LLC	221574	221574	221179	Oct-25	2,464,942	\$6,409
1238	STF	Mainline	FT	SEQUENT ENERGY MANAGEMENT LLC	221574	221574	221179	Nov-25	2,424,169	\$6,303
1239	STF	Mainline	FT	SEQUENT ENERGY MANAGEMENT LLC	221574	221574	221179	Dec-25	2,968,486	\$7,718
1240	STF	Mainline	FT	SEQUENT ENERGY MANAGEMENT LLC	221574 Total				23,211,735	\$60,351
1241	STF	Mainline	FT	SPOTLIGHT ENERGY, LLC	221616	221616	214934	Jun-25	894,100	\$83
1242	STF	Mainline	FT	SPOTLIGHT ENERGY, LLC	221616 Total				894,100	\$83

Wyoming Interstate Company, L.L.C.
Study Pursuant to S and A in Docket No. RP22-823-000
Detail of Usage Activity
For the Twelve Months Ending December 31, 2025

Line No.	LTF-STF	Mainline/Lateral	Rate Sched	Company Name	Agmt No.	Legacy Agmt No.	Releasing Shipper Agmt No.	Month/Year	Billed Dth	Amounts
(a)	(b)	(c)	(d)	(e)	(f)	(g)	(h)	(i)	(j)	
1243	STF	Mainline	FT	SPOTLIGHT ENERGY, LLC	221654	221654	214934	Jul-25	926,653	\$70
1244	STF	Mainline	FT	SPOTLIGHT ENERGY, LLC	221654 Total				926,653	\$70
1245	STF	Mainline	FT	SPOTLIGHT ENERGY, LLC	221714	221714	214934	Aug-25	919,847	\$3
1246	STF	Mainline	FT	SPOTLIGHT ENERGY, LLC	221714 Total				919,847	\$3
1247	STF	Mainline	FT	SPOTLIGHT ENERGY, LLC	221767	221767	214934	Sep-25	898,191	\$0
1248	STF	Mainline	FT	SPOTLIGHT ENERGY, LLC	221767 Total				898,191	\$0
1249	STF	Mainline	FT	SPOTLIGHT ENERGY, LLC	221804	221804	214934	Oct-25	926,687	\$0
1250	STF	Mainline	FT	SPOTLIGHT ENERGY, LLC	221804 Total				926,687	\$0
1251	STF	Mainline	FT	SPOTLIGHT ENERGY, LLC	221855	221855	214934	Nov-25	870,762	\$15
1252	STF	Mainline	FT	SPOTLIGHT ENERGY, LLC	221855	221855	214934	Dec-25	924,404	\$0
1253	STF	Mainline	FT	SPOTLIGHT ENERGY, LLC	221855 Total				1,795,166	\$15
1254	STF	Mainline	FT	CARBONBETTER, LLC	221857	221857		Nov-25	40,775	\$106
1255	STF	Mainline	FT	CARBONBETTER, LLC	221857 Total				40,775	\$106
1256	STF	Mainline	FT	DXT COMMODITIES NORTH AMERICA INC.	221925	221925		Dec-25	18,166	\$47
1257	STF	Mainline	FT	DXT COMMODITIES NORTH AMERICA INC.	221925 Total				18,166	\$47
1258	Total Short-Term Firm Usage - Mainline								60,579,381	\$97,655
1259	STF	Medicine Bow	FT	TENASKA MARKETING VENTURES	221194	221194		Jan-25	2,244,651	\$0
1260	STF	Medicine Bow	FT	TENASKA MARKETING VENTURES	221194	221194		Feb-25	2,012,511	\$0
1261	STF	Medicine Bow	FT	TENASKA MARKETING VENTURES	221194	221194		Mar-25	2,246,928	\$0
1262	STF	Medicine Bow	FT	TENASKA MARKETING VENTURES	221194 Total				6,504,090	\$0
1263	STF	Medicine Bow	FT	SPOTLIGHT ENERGY, LLC	221295	221295	214934	Jan-25	799,211	\$0
1264	STF	Medicine Bow	FT	SPOTLIGHT ENERGY, LLC	221295 Total				799,211	\$0
1265	STF	Medicine Bow	FT	SPOTLIGHT ENERGY, LLC	221372	221372	214934	Feb-25	839,427	\$0
1266	STF	Medicine Bow	FT	SPOTLIGHT ENERGY, LLC	221372 Total				839,427	\$0
1267	STF	Medicine Bow	FT	MIECO LLC	221374	221374		Mar-25	21	\$0
1268	STF	Medicine Bow	FT	MIECO LLC	221374 Total				21	\$0

Wyoming Interstate Company, L.L.C.
Study Pursuant to S and A in Docket No. RP22-823-000
Detail of Usage Activity
For the Twelve Months Ending December 31, 2025

Line No.	LTF-STF	Mainline/Lateral	Rate Sched	Company Name	Agmt No.	Legacy Agmt No.	Releasing Shipper Agmt No.	Month/Year	Billed Dth	Amounts
(a)	(b)	(c)	(d)	(e)	(f)	(g)	(h)	(i)	(j)	
1269	STF	Medicine Bow	FT	MIECO LLC	221376	221376		Jan-25	300,000	\$0
1270	STF	Medicine Bow	FT	MIECO LLC	221376	221376		Feb-25	2,698,599	\$0
1271	STF	Medicine Bow	FT	MIECO LLC	221376	221376		Mar-25	3,087,390	\$0
1272	STF	Medicine Bow	FT	MIECO LLC	221376 Total				6,085,989	\$0
1273	STF	Medicine Bow	FT	SPOTLIGHT ENERGY, LLC	221431	221431	214934	Mar-25	919,947	\$0
1274	STF	Medicine Bow	FT	SPOTLIGHT ENERGY, LLC	221431 Total				919,947	\$0
1275	STF	Medicine Bow	FT	SPOTLIGHT ENERGY, LLC	221510	221510	214934	Apr-25	892,139	\$0
1276	STF	Medicine Bow	FT	SPOTLIGHT ENERGY, LLC	221510 Total				892,139	\$0
1277	STF	Medicine Bow	FT	SPOTLIGHT ENERGY, LLC	221566	221566	214934	May-25	922,667	\$0
1278	STF	Medicine Bow	FT	SPOTLIGHT ENERGY, LLC	221566 Total				922,667	\$0
1279	STF	Medicine Bow	FT	SPOTLIGHT ENERGY, LLC	221616	221616	214934	Jun-25	894,100	\$0
1280	STF	Medicine Bow	FT	SPOTLIGHT ENERGY, LLC	221616 Total				894,100	\$0
1281	STF	Medicine Bow	FT	SPOTLIGHT ENERGY, LLC	221654	221654	214934	Jul-25	926,653	\$0
1282	STF	Medicine Bow	FT	SPOTLIGHT ENERGY, LLC	221654 Total				926,653	\$0
1283	STF	Medicine Bow	FT	SPOTLIGHT ENERGY, LLC	221714	221714	214934	Aug-25	918,874	\$0
1284	STF	Medicine Bow	FT	SPOTLIGHT ENERGY, LLC	221714 Total				918,874	\$0
1285	STF	Medicine Bow	FT	SPOTLIGHT ENERGY, LLC	221767	221767	214934	Sep-25	898,191	\$0
1286	STF	Medicine Bow	FT	SPOTLIGHT ENERGY, LLC	221767 Total				898,191	\$0
1287	STF	Medicine Bow	FT	SPOTLIGHT ENERGY, LLC	221804	221804	214934	Oct-25	926,687	\$0
1288	STF	Medicine Bow	FT	SPOTLIGHT ENERGY, LLC	221804 Total				926,687	\$0
1289	STF	Medicine Bow	FT	SPOTLIGHT ENERGY, LLC	221855	221855	214934	Nov-25	865,167	\$0
1290	STF	Medicine Bow	FT	SPOTLIGHT ENERGY, LLC	221855	221855	214934	Dec-25	924,404	\$0
1291	STF	Medicine Bow	FT	SPOTLIGHT ENERGY, LLC	221855 Total				1,789,571	\$0
1292	Total Short-Term Firm Usage - Medicine Bow								23,317,567	\$0
1293	STF	Piceance	FT	CITADEL ENERGY MARKETING LLC	221314	221314		Jan-25	545,303	\$218
1294	STF	Piceance	FT	CITADEL ENERGY MARKETING LLC	221314	221314		Feb-25	(241,742)	(\$97)
1295	STF	Piceance	FT	CITADEL ENERGY MARKETING LLC	221314 Total				303,561	\$121

Wyoming Interstate Company, L.L.C.
 Study Pursuant to S and A in Docket No. RP22-823-000
 Detail of Usage Activity
 For the Twelve Months Ending December 31, 2025

Line No.	LTF-STF	Mainline/Lateral	Rate Sched	Company Name	Agmt No.	Legacy Agmt No.	Releasing Shipper Agmt No.	Month/Year	Billed Dth	Amounts
(a)	(b)	(c)	(d)	(e)	(f)	(g)	(h)	(i)	(j)	
1296	STF	Piceance	FT	DXT COMMODITIES NORTH AMERICA INC.	221315	221315		Jan-25	44,327	\$18
1297	STF	Piceance	FT	DXT COMMODITIES NORTH AMERICA INC.	221315 Total				44,327	\$18
1298	STF	Piceance	FT	CONOCOPHILLIPS COMPANY	221316	221316		Jan-25	96,566	\$39
1299	STF	Piceance	FT	CONOCOPHILLIPS COMPANY	221316 Total				96,566	\$39
1300	STF	Piceance	FT	RADIATE ENERGY LLC	221324	221324		Jan-25	6,119	\$2
1301	STF	Piceance	FT	RADIATE ENERGY LLC	221324 Total				6,119	\$2
1302	STF	Piceance	FT	DXT COMMODITIES NORTH AMERICA INC.	221336	221336		Jan-25	62,360	\$25
1303	STF	Piceance	FT	DXT COMMODITIES NORTH AMERICA INC.	221336 Total				62,360	\$25
1304	STF	Piceance	FT	J. ARON & COMPANY LLC	221355	221355		Jan-25	61,062	\$24
1305	STF	Piceance	FT	J. ARON & COMPANY LLC	221355 Total				61,062	\$24
1306	STF	Piceance	FT	KOCH ENERGY SERVICES, LLC	221396	221396		Feb-25	39,888	\$16
1307	STF	Piceance	FT	KOCH ENERGY SERVICES, LLC	221396 Total				39,888	\$16
1308	STF	Piceance	FT	SEQUENT ENERGY MANAGEMENT LLC	221574	221574	221179	Dec-25	2,390	\$1
1309	STF	Piceance	FT	SEQUENT ENERGY MANAGEMENT LLC	221574 Total				2,390	\$1
1310	STF	Piceance	FT	DXT COMMODITIES NORTH AMERICA INC.	221925	221925		Dec-25	852	\$0
1311	STF	Piceance	FT	DXT COMMODITIES NORTH AMERICA INC.	221925 Total				852	\$0
1312	Total Short-Term Firm Usage - Piceance								617,125	\$247
1313	Total WIC System Short-Term Firm Usage								84,514,073	\$97,902
1314	Total WIC System Firm Usage								896,979,970	\$1,350,348
1315	Interruptible	Mainline	IT	BP ENERGY COMPANY	200845	50077000		Feb-25	39,220	\$2,165
1316	Interruptible	Mainline	IT	BP ENERGY COMPANY	200845	50077000		Mar-25	11,866	\$655
1317	Interruptible	Mainline	IT	BP ENERGY COMPANY	200845	50077000		Jun-25	15,101	\$834
1318	Interruptible	Mainline	IT	BP ENERGY COMPANY	200845	50077000		Jul-25	22,075	\$1,219
1319	Interruptible	Mainline	IT	BP ENERGY COMPANY	200845	50077000		Oct-25	1,637	\$90
1320	Interruptible	Mainline	IT	BP ENERGY COMPANY	200845	50077000		Nov-25	22,976	\$1,268
1321	Interruptible	Mainline	IT	BP ENERGY COMPANY	200845 Total				112,875	\$6,231

Wyoming Interstate Company, L.L.C.
 Study Pursuant to S and A in Docket No. RP22-823-000
 Detail of Usage Activity
 For the Twelve Months Ending December 31, 2025

Line No.	LTF-STF	Mainline/Lateral	Rate Sched	Company Name	Agmt No.	Legacy Agmt No.	Releasing Shipper Agmt No.	Month/Year	Billed Dth	Amounts
(a)	(b)	(c)	(d)		(e)	(f)	(g)	(h)	(i)	(j)
1322	Interruptible	Mainline	IT	TENASKA MARKETING VENTURES	200848	50084000		Jan-25	110,901	\$4,060
1323	Interruptible	Mainline	IT	TENASKA MARKETING VENTURES	200848	50084000		Mar-25	223,105	\$12,315
1324	Interruptible	Mainline	IT	TENASKA MARKETING VENTURES	200848	50084000		Apr-25	1,397,373	\$77,135
1325	Interruptible	Mainline	IT	TENASKA MARKETING VENTURES	200848	50084000		May-25	1,228,533	\$67,815
1326	Interruptible	Mainline	IT	TENASKA MARKETING VENTURES	200848	50084000		Jun-25	911,395	\$50,309
1327	Interruptible	Mainline	IT	TENASKA MARKETING VENTURES	200848	50084000		Sep-25	40,220	\$2,220
1328	Interruptible	Mainline	IT	TENASKA MARKETING VENTURES	200848	50084000		Nov-25	94,115	\$5,195
1329	Interruptible	Mainline	IT	TENASKA MARKETING VENTURES	200848	50084000		Dec-25	19,868	\$1,097
1330	Interruptible	Mainline	IT	TENASKA MARKETING VENTURES	200848 Total				4,025,510	\$220,146
1331	Interruptible	Mainline	IT	CONOCOPHILLIPS COMPANY	200854	50097000		Apr-25	403	\$22
1332	Interruptible	Mainline	IT	CONOCOPHILLIPS COMPANY	200854 Total				403	\$22
1333	Interruptible	Mainline	IT	CHEVRON U.S.A. INC.	200856	50099000		Nov-25	230,000	\$12,696
1334	Interruptible	Mainline	IT	CHEVRON U.S.A. INC.	200856 Total				230,000	\$12,696
1335	Interruptible	Mainline	IT	UNITED ENERGY TRADING, LLC	200857	50100000		Jan-25	7,779	\$0
1336	Interruptible	Mainline	IT	UNITED ENERGY TRADING, LLC	200857	50100000		Feb-25	9,232	\$0
1337	Interruptible	Mainline	IT	UNITED ENERGY TRADING, LLC	200857	50100000		Mar-25	11,286	\$0
1338	Interruptible	Mainline	IT	UNITED ENERGY TRADING, LLC	200857	50100000		Apr-25	16,746	\$0
1339	Interruptible	Mainline	IT	UNITED ENERGY TRADING, LLC	200857	50100000		May-25	17,064	\$0
1340	Interruptible	Mainline	IT	UNITED ENERGY TRADING, LLC	200857	50100000		Jun-25	8,014	\$0
1341	Interruptible	Mainline	IT	UNITED ENERGY TRADING, LLC	200857	50100000		Jul-25	13,990	\$0
1342	Interruptible	Mainline	IT	UNITED ENERGY TRADING, LLC	200857	50100000		Aug-25	14,886	\$0
1343	Interruptible	Mainline	IT	UNITED ENERGY TRADING, LLC	200857	50100000		Sep-25	20,063	\$0
1344	Interruptible	Mainline	IT	UNITED ENERGY TRADING, LLC	200857	50100000		Oct-25	17,565	\$0
1345	Interruptible	Mainline	IT	UNITED ENERGY TRADING, LLC	200857	50100000		Nov-25	12,362	\$0
1346	Interruptible	Mainline	IT	UNITED ENERGY TRADING, LLC	200857	50100000		Dec-25	13,132	\$0
1347	Interruptible	Mainline	IT	UNITED ENERGY TRADING, LLC	200857 Total				162,119	\$0
1348	Interruptible	Mainline	IT	ANADARKO ENERGY SERVICES COMPANY	200860	50105000		Jan-25	1,000	\$0
1349	Interruptible	Mainline	IT	ANADARKO ENERGY SERVICES COMPANY	200860	50105000		Feb-25	23,500	\$0
1350	Interruptible	Mainline	IT	ANADARKO ENERGY SERVICES COMPANY	200860 Total				24,500	\$0
1351	Interruptible	Mainline	IT	COLORADO SPRINGS UTILITIES	200861	50106000		Jul-25	2,708	\$149
1352	Interruptible	Mainline	IT	COLORADO SPRINGS UTILITIES	200861	50106000		Oct-25	4,599	\$254
1353	Interruptible	Mainline	IT	COLORADO SPRINGS UTILITIES	200861	50106000		Nov-25	3,319	\$183
1354	Interruptible	Mainline	IT	COLORADO SPRINGS UTILITIES	200861 Total				10,626	\$587

Wyoming Interstate Company, L.L.C.
 Study Pursuant to S and A in Docket No. RP22-823-000
 Detail of Usage Activity
 For the Twelve Months Ending December 31, 2025

Line No.	LTF-STF	Mainline/Lateral	Rate Sched	Company Name	Agmt No.	Legacy Agmt No.	Releasing Shipper Agmt No.	Month/Year	Billed Dth	Amounts	
(a)	(b)	(c)	(d)		(e)	(f)	(g)	(h)	(i)	(j)	
1355	Interruptible	Mainline	IT	DEVON ENERGY PRODUCTION COMPANY, L.P.	200867	50114000		Jan-25	661,913	\$0	
1356	Interruptible	Mainline	IT	DEVON ENERGY PRODUCTION COMPANY, L.P.	200867	50114000		Feb-25	803,937	\$0	
1357	Interruptible	Mainline	IT	DEVON ENERGY PRODUCTION COMPANY, L.P.	200867	50114000		Mar-25	943,998	\$0	
1358	Interruptible	Mainline	IT	DEVON ENERGY PRODUCTION COMPANY, L.P.	200867	50114000		Apr-25	923,435	\$0	
1359	Interruptible	Mainline	IT	DEVON ENERGY PRODUCTION COMPANY, L.P.	200867	50114000		May-25	906,818	\$0	
1360	Interruptible	Mainline	IT	DEVON ENERGY PRODUCTION COMPANY, L.P.	200867	50114000		Jun-25	737,127	\$0	
1361	Interruptible	Mainline	IT	DEVON ENERGY PRODUCTION COMPANY, L.P.	200867	50114000		Jul-25	829,177	\$0	
1362	Interruptible	Mainline	IT	DEVON ENERGY PRODUCTION COMPANY, L.P.	200867	50114000		Aug-25	820,277	\$0	
1363	Interruptible	Mainline	IT	DEVON ENERGY PRODUCTION COMPANY, L.P.	200867	50114000		Sep-25	803,799	\$0	
1364	Interruptible	Mainline	IT	DEVON ENERGY PRODUCTION COMPANY, L.P.	200867	50114000		Oct-25	904,810	\$0	
1365	Interruptible	Mainline	IT	DEVON ENERGY PRODUCTION COMPANY, L.P.	200867	50114000		Nov-25	797,716	\$0	
1366	Interruptible	Mainline	IT	DEVON ENERGY PRODUCTION COMPANY, L.P.	200867	50114000		Dec-25	858,156	\$0	
1367	Interruptible	Mainline	IT	DEVON ENERGY PRODUCTION COMPANY, L.P.	200867 Total					9,991,163	\$0
1368	Interruptible	Mainline	IT	MIECO LLC	200884	50133000		Jan-25	4,120,511	\$17,673	
1369	Interruptible	Mainline	IT	MIECO LLC	200884	50133000		Feb-25	1,256,368	\$10,013	
1370	Interruptible	Mainline	IT	MIECO LLC	200884	50133000		Mar-25	1,479,014	\$4,275	
1371	Interruptible	Mainline	IT	MIECO LLC	200884	50133000		Apr-25	4,626,982	\$11,863	
1372	Interruptible	Mainline	IT	MIECO LLC	200884	50133000		May-25	4,862,572	\$13,010	
1373	Interruptible	Mainline	IT	MIECO LLC	200884	50133000		Jun-25	4,683,242	\$12,430	
1374	Interruptible	Mainline	IT	MIECO LLC	200884	50133000		Jul-25	2,340,020	\$17,587	
1375	Interruptible	Mainline	IT	MIECO LLC	200884	50133000		Aug-25	2,210,684	\$13,720	
1376	Interruptible	Mainline	IT	MIECO LLC	200884	50133000		Sep-25	2,020,006	\$13,128	
1377	Interruptible	Mainline	IT	MIECO LLC	200884	50133000		Oct-25	1,819,668	\$14,341	
1378	Interruptible	Mainline	IT	MIECO LLC	200884	50133000		Nov-25	1,369,997	\$10,936	
1379	Interruptible	Mainline	IT	MIECO LLC	200884	50133000		Dec-25	1,475,960	\$10,946	
1380	Interruptible	Mainline	IT	MIECO LLC	200884 Total					32,265,024	\$149,922

Wyoming Interstate Company, L.L.C.
Study Pursuant to S and A in Docket No. RP22-823-000
Detail of Usage Activity
For the Twelve Months Ending December 31, 2025

Line No.	LTF-STF	Mainline/Lateral	Rate Sched	Company Name	Agmt No.	Legacy Agmt No.	Releasing Shipper Agmt No.	Month/Year	Billed Dth	Amounts
(a)	(b)	(c)	(d)		(e)	(f)	(g)	(h)	(i)	(j)
1381	Interruptible	Mainline	IT	CITIGROUP ENERGY INC.	200876	50124000		Jan-25	426,727	\$23,555
1382	Interruptible	Mainline	IT	CITIGROUP ENERGY INC.	200876	50124000		Feb-25	143,581	\$7,926
1383	Interruptible	Mainline	IT	CITIGROUP ENERGY INC.	200876	50124000		Mar-25	365,031	\$20,150
1384	Interruptible	Mainline	IT	CITIGROUP ENERGY INC.	200876	50124000		Apr-25	274,221	\$15,137
1385	Interruptible	Mainline	IT	CITIGROUP ENERGY INC.	200876	50124000		May-25	444,958	\$24,562
1386	Interruptible	Mainline	IT	CITIGROUP ENERGY INC.	200876	50124000		Jun-25	279,828	\$15,447
1387	Interruptible	Mainline	IT	CITIGROUP ENERGY INC.	200876	50124000		Jul-25	126,374	\$6,976
1388	Interruptible	Mainline	IT	CITIGROUP ENERGY INC.	200876	50124000		Aug-25	41,488	\$2,290
1389	Interruptible	Mainline	IT	CITIGROUP ENERGY INC.	200876	50124000		Sep-25	60,401	\$3,334
1390	Interruptible	Mainline	IT	CITIGROUP ENERGY INC.	200876	50124000		Oct-25	170,990	\$9,439
1391	Interruptible	Mainline	IT	CITIGROUP ENERGY INC.	200876	50124000		Nov-25	4,965	\$274
1392	Interruptible	Mainline	IT	CITIGROUP ENERGY INC.	200876 Total				2,338,564	\$129,089
1393	Interruptible	Mainline	IT	FREEPOINT COMMODITIES LLC	200894	50147000		Feb-25	7,998	\$441
1394	Interruptible	Mainline	IT	FREEPOINT COMMODITIES LLC	200894 Total				7,998	\$441
1395	Interruptible	Mainline	IT	SYMMETRY ENERGY SOLUTIONS, LLC	211730	211730		Jan-25	13,277	\$733
1396	Interruptible	Mainline	IT	SYMMETRY ENERGY SOLUTIONS, LLC	211730	211730		Feb-25	5,000	\$276
1397	Interruptible	Mainline	IT	SYMMETRY ENERGY SOLUTIONS, LLC	211730	211730		Oct-25	2,610	\$144
1398	Interruptible	Mainline	IT	SYMMETRY ENERGY SOLUTIONS, LLC	211730	211730		Dec-25	112,226	\$6,195
1399	Interruptible	Mainline	IT	SYMMETRY ENERGY SOLUTIONS, LLC	211730 Total				133,113	\$7,348
1400	Interruptible	Mainline	IT	KOCH ENERGY SERVICES, LLC	213947	213947		Jan-25	19,981	\$1,103
1401	Interruptible	Mainline	IT	KOCH ENERGY SERVICES, LLC	213947	213947		Feb-25	27,796	\$1,534
1402	Interruptible	Mainline	IT	KOCH ENERGY SERVICES, LLC	213947	213947		Apr-25	299,520	\$0
1403	Interruptible	Mainline	IT	KOCH ENERGY SERVICES, LLC	213947	213947		May-25	314,872	\$296
1404	Interruptible	Mainline	IT	KOCH ENERGY SERVICES, LLC	213947	213947		Jun-25	365,320	\$3,650
1405	Interruptible	Mainline	IT	KOCH ENERGY SERVICES, LLC	213947	213947		Jul-25	309,194	\$0
1406	Interruptible	Mainline	IT	KOCH ENERGY SERVICES, LLC	213947	213947		Aug-25	314,990	\$320
1407	Interruptible	Mainline	IT	KOCH ENERGY SERVICES, LLC	213947	213947		Sep-25	304,580	\$276
1408	Interruptible	Mainline	IT	KOCH ENERGY SERVICES, LLC	213947	213947		Oct-25	402,261	\$5,117
1409	Interruptible	Mainline	IT	KOCH ENERGY SERVICES, LLC	213947	213947		Nov-25	274,772	\$0
1410	Interruptible	Mainline	IT	KOCH ENERGY SERVICES, LLC	213947	213947		Dec-25	367,461	\$3,186
1411	Interruptible	Mainline	IT	KOCH ENERGY SERVICES, LLC	213947 Total				3,000,747	\$15,482
1412	Interruptible	Mainline	IT	SOUTHWEST ENERGY, L.P.	214722	214722		Jan-25	2,608	\$144
1413	Interruptible	Mainline	IT	SOUTHWEST ENERGY, L.P.	214722 Total				2,608	\$144

Wyoming Interstate Company, L.L.C.
 Study Pursuant to S and A in Docket No. RP22-823-000
 Detail of Usage Activity
 For the Twelve Months Ending December 31, 2025

Line No.	LTF-STF	Mainline/Lateral	Rate Sched	Company Name	Agmt No.	Legacy Agmt No.	Releasing Shipper Agmt No.	Month/Year	Billed Dth	Amounts
(a)	(b)	(c)	(d)		(e)	(f)	(g)	(h)	(i)	(j)
1414	Interruptible	Mainline	IT	CARBONBETTER, LLC	215126	215126		Sep-25	7,572	\$418
1415	Interruptible	Mainline	IT	CARBONBETTER, LLC	215126	215126		Oct-25	46,844	\$2,586
1416	Interruptible	Mainline	IT	CARBONBETTER, LLC	215126 Total				54,416	\$3,004
1417	Interruptible	Mainline	IT	KM GAS MARKETING LLC	217958	217958		Jan-25	236,800	\$13,071
1418	Interruptible	Mainline	IT	KM GAS MARKETING LLC	217958	217958		Feb-25	5,000	\$276
1419	Interruptible	Mainline	IT	KM GAS MARKETING LLC	217958	217958		Mar-25	465,000	\$25,668
1420	Interruptible	Mainline	IT	KM GAS MARKETING LLC	217958	217958		Apr-25	450,000	\$24,840
1421	Interruptible	Mainline	IT	KM GAS MARKETING LLC	217958	217958		May-25	296,292	\$16,355
1422	Interruptible	Mainline	IT	KM GAS MARKETING LLC	217958	217958		Jun-25	428,081	\$23,630
1423	Interruptible	Mainline	IT	KM GAS MARKETING LLC	217958	217958		Jul-25	337,082	\$18,607
1424	Interruptible	Mainline	IT	KM GAS MARKETING LLC	217958	217958		Aug-25	40,558	\$2,239
1425	Interruptible	Mainline	IT	KM GAS MARKETING LLC	217958	217958		Sep-25	70,752	\$3,906
1426	Interruptible	Mainline	IT	KM GAS MARKETING LLC	217958	217958		Oct-25	388,532	\$21,447
1427	Interruptible	Mainline	IT	KM GAS MARKETING LLC	217958	217958		Nov-25	33,838	\$1,868
1428	Interruptible	Mainline	IT	KM GAS MARKETING LLC	217958	217958		Dec-25	121,532	\$6,709
1429	Interruptible	Mainline	IT	KM GAS MARKETING LLC	217958 Total				2,873,467	\$158,615
1430	Interruptible	Mainline	IT	DXT COMMODITIES NORTH AMERICA INC.	218769	218769		Mar-25	16,001	\$883
1431	Interruptible	Mainline	IT	DXT COMMODITIES NORTH AMERICA INC.	218769	218769		Apr-25	7,463	\$412
1432	Interruptible	Mainline	IT	DXT COMMODITIES NORTH AMERICA INC.	218769	218769		May-25	13,534	\$747
1433	Interruptible	Mainline	IT	DXT COMMODITIES NORTH AMERICA INC.	218769	218769		Sep-25	24,721	\$1,365
1434	Interruptible	Mainline	IT	DXT COMMODITIES NORTH AMERICA INC.	218769	218769		Oct-25	1,868	\$103
1435	Interruptible	Mainline	IT	DXT COMMODITIES NORTH AMERICA INC.	218769 Total				63,587	\$3,510
1436	Interruptible	Mainline	IT	RADIATE ENERGY LLC	219628	219628		Feb-25	11,682	\$645
1437	Interruptible	Mainline	IT	RADIATE ENERGY LLC	219628	219628		Mar-25	21,307	\$1,176
1438	Interruptible	Mainline	IT	RADIATE ENERGY LLC	219628	219628		Apr-25	16,794	\$927
1439	Interruptible	Mainline	IT	RADIATE ENERGY LLC	219628	219628		May-25	1,500	\$83
1440	Interruptible	Mainline	IT	RADIATE ENERGY LLC	219628	219628		Sep-25	35	\$2
1441	Interruptible	Mainline	IT	RADIATE ENERGY LLC	219628 Total				51,318	\$2,833

Wyoming Interstate Company, L.L.C.
Study Pursuant to S and A in Docket No. RP22-823-000
Detail of Usage Activity
For the Twelve Months Ending December 31, 2025

Line No.	LTF-STF	Mainline/Lateral	Rate Sched	Company Name	Agmt No.	Legacy Agmt No.	Releasing Shipper Agmt No.	Month/Year	Billed Dth	Amounts
(a)	(b)	(c)	(d)		(e)	(f)	(g)	(h)	(i)	(j)
1442	Interruptible	Mainline	IT	ETC MARKETING, LTD.	220478	220478		Jan-25	77,500	\$0
1443	Interruptible	Mainline	IT	ETC MARKETING, LTD.	220478	220478		Feb-25	69,922	\$0
1444	Interruptible	Mainline	IT	ETC MARKETING, LTD.	220478	220478		Mar-25	77,263	\$0
1445	Interruptible	Mainline	IT	ETC MARKETING, LTD.	220478	220478		May-25	371,865	\$0
1446	Interruptible	Mainline	IT	ETC MARKETING, LTD.	220478	220478		Jun-25	32,000	\$0
1447	Interruptible	Mainline	IT	ETC MARKETING, LTD.	220478	220478		Jul-25	128,998	\$0
1448	Interruptible	Mainline	IT	ETC MARKETING, LTD.	220478	220478		Aug-25	149,300	\$0
1449	Interruptible	Mainline	IT	ETC MARKETING, LTD.	220478	220478		Sep-25	156,000	\$0
1450	Interruptible	Mainline	IT	ETC MARKETING, LTD.	220478	220478		Oct-25	107,813	\$0
1451	Interruptible	Mainline	IT	ETC MARKETING, LTD.	220478	220478		Nov-25	72,847	\$0
1452	Interruptible	Mainline	IT	ETC MARKETING, LTD.	220478 Total				1,243,508	\$0
1453	Interruptible	Mainline	IT	STANCHION GAS MARKETING, LLC	221066	221066		Jan-25	260,212	\$8,989
1454	Interruptible	Mainline	IT	STANCHION GAS MARKETING, LLC	221066	221066		Feb-25	412,915	\$22,750
1455	Interruptible	Mainline	IT	STANCHION GAS MARKETING, LLC	221066	221066		Mar-25	1,252,016	\$69,111
1456	Interruptible	Mainline	IT	STANCHION GAS MARKETING, LLC	221066	221066		Apr-25	351,430	\$19,399
1457	Interruptible	Mainline	IT	STANCHION GAS MARKETING, LLC	221066	221066		May-25	93,054	\$5,137
1458	Interruptible	Mainline	IT	STANCHION GAS MARKETING, LLC	221066	221066		Jun-25	67,701	\$3,737
1459	Interruptible	Mainline	IT	STANCHION GAS MARKETING, LLC	221066	221066		Jul-25	25,503	\$1,408
1460	Interruptible	Mainline	IT	STANCHION GAS MARKETING, LLC	221066	221066		Aug-25	76,019	\$4,196
1461	Interruptible	Mainline	IT	STANCHION GAS MARKETING, LLC	221066	221066		Sep-25	22,197	\$1,225
1462	Interruptible	Mainline	IT	STANCHION GAS MARKETING, LLC	221066	221066		Oct-25	49,525	\$2,734
1463	Interruptible	Mainline	IT	STANCHION GAS MARKETING, LLC	221066	221066		Nov-25	6,800	\$375
1464	Interruptible	Mainline	IT	STANCHION GAS MARKETING, LLC	221066	221066		Dec-25	21,100	\$1,165
1465	Interruptible	Mainline	IT	STANCHION GAS MARKETING, LLC	221066 Total				2,638,472	\$140,226
1466	Interruptible	Mainline	IT	SOUTHERN CALIFORNIA GAS COMPANY	221495	221495		Aug-25	292,083	\$16,123
1467	Interruptible	Mainline	IT	SOUTHERN CALIFORNIA GAS COMPANY	221495 Total				292,083	\$16,123
1468	Interruptible	Mainline	IT	DEVON GAS SERVICES, L.P.	221633	221633		Jul-25	1,236,653	\$0
1469	Interruptible	Mainline	IT	DEVON GAS SERVICES, L.P.	221633	221633		Aug-25	1,236,652	\$0
1470	Interruptible	Mainline	IT	DEVON GAS SERVICES, L.P.	221633	221633		Sep-25	1,198,200	\$0
1471	Interruptible	Mainline	IT	DEVON GAS SERVICES, L.P.	221633	221633		Oct-25	1,238,010	\$0
1472	Interruptible	Mainline	IT	DEVON GAS SERVICES, L.P.	221633	221633		Nov-25	1,193,244	\$0
1473	Interruptible	Mainline	IT	DEVON GAS SERVICES, L.P.	221633	221633		Dec-25	1,239,003	\$0
1474	Interruptible	Mainline	IT	DEVON GAS SERVICES, L.P.	221633 Total				7,341,762	\$0

Wyoming Interstate Company, L.L.C.
 Study Pursuant to S and A in Docket No. RP22-823-000
 Detail of Usage Activity
 For the Twelve Months Ending December 31, 2025

Line No.	LTF-STF	Mainline/Lateral	Rate Sched	Company Name	Agmt No.	Legacy Agmt No.	Releasing Shipper Agmt No.	Month/Year	Billed Dth	Amounts
(a)	(b)	(c)	(d)		(e)	(f)	(g)	(h)	(i)	(j)
1475	Interruptible	Mainline	IT	LAND'S END ENERGY, LLC	221689	221689		Aug-25	60,000	\$3,312
1476	Interruptible	Mainline	IT	LAND'S END ENERGY, LLC	221689	221689		Nov-25	6,070	\$335
1477	Interruptible	Mainline	IT	LAND'S END ENERGY, LLC	221689	221689		Dec-25	240,700	\$13,287
1478	Interruptible	Mainline	IT	LAND'S END ENERGY, LLC	221689 Total				306,770	\$16,934
1479	Total Interruptible Usage - Mainline								67,170,633	\$883,352
1480	Interruptible	Medicine Bow	IT	TENASKA MARKETING VENTURES	200848	50084000		Jan-25	37,351	\$3,358
1481	Interruptible	Medicine Bow	IT	TENASKA MARKETING VENTURES	200848	50084000		May-25	11,475	\$1,032
1482	Interruptible	Medicine Bow	IT	TENASKA MARKETING VENTURES	200848 Total				48,826	\$4,389
1483	Interruptible	Medicine Bow	IT	UNITED ENERGY TRADING, LLC	200857	50100000		Jan-25	15,505	\$1,394
1484	Interruptible	Medicine Bow	IT	UNITED ENERGY TRADING, LLC	200857	50100000		Feb-25	13,664	\$1,228
1485	Interruptible	Medicine Bow	IT	UNITED ENERGY TRADING, LLC	200857	50100000		Mar-25	14,372	\$1,292
1486	Interruptible	Medicine Bow	IT	UNITED ENERGY TRADING, LLC	200857	50100000		Apr-25	17,197	\$1,546
1487	Interruptible	Medicine Bow	IT	UNITED ENERGY TRADING, LLC	200857	50100000		May-25	17,507	\$1,574
1488	Interruptible	Medicine Bow	IT	UNITED ENERGY TRADING, LLC	200857	50100000		Jun-25	10,188	\$916
1489	Interruptible	Medicine Bow	IT	UNITED ENERGY TRADING, LLC	200857	50100000		Jul-25	14,779	\$1,329
1490	Interruptible	Medicine Bow	IT	UNITED ENERGY TRADING, LLC	200857	50100000		Aug-25	14,886	\$1,338
1491	Interruptible	Medicine Bow	IT	UNITED ENERGY TRADING, LLC	200857	50100000		Sep-25	20,063	\$1,804
1492	Interruptible	Medicine Bow	IT	UNITED ENERGY TRADING, LLC	200857	50100000		Oct-25	18,546	\$1,667
1493	Interruptible	Medicine Bow	IT	UNITED ENERGY TRADING, LLC	200857	50100000		Nov-25	14,703	\$1,322
1494	Interruptible	Medicine Bow	IT	UNITED ENERGY TRADING, LLC	200857	50100000		Dec-25	16,186	\$1,455
1495	Interruptible	Medicine Bow	IT	UNITED ENERGY TRADING, LLC	200857 Total				187,596	\$16,865
1496	Interruptible	Medicine Bow	IT	ANADARKO ENERGY SERVICES COMPANY	200860	50105000		Jan-25	1,000	\$90
1497	Interruptible	Medicine Bow	IT	ANADARKO ENERGY SERVICES COMPANY	200860	50105000		Feb-25	23,500	\$2,113
1498	Interruptible	Medicine Bow	IT	ANADARKO ENERGY SERVICES COMPANY	200860 Total				24,500	\$2,203

Wyoming Interstate Company, L.L.C.
Study Pursuant to S and A in Docket No. RP22-823-000
Detail of Usage Activity
For the Twelve Months Ending December 31, 2025

Line No.	LTF-STF	Mainline/Lateral	Rate Sched	Company Name	Agmt No.	Legacy Agmt No.	Releasing Shipper Agmt No.	Month/Year	Billed Dth	Amounts	
(a)	(b)	(c)	(d)		(e)	(f)	(g)	(h)	(i)	(j)	
1499	Interruptible	Medicine Bow	IT	DEVON ENERGY PRODUCTION COMPANY, L.P.	200867	50114000		Jan-25	661,913	\$59,506	
1500	Interruptible	Medicine Bow	IT	DEVON ENERGY PRODUCTION COMPANY, L.P.	200867	50114000		Feb-25	803,937	\$72,274	
1501	Interruptible	Medicine Bow	IT	DEVON ENERGY PRODUCTION COMPANY, L.P.	200867	50114000		Mar-25	943,998	\$84,865	
1502	Interruptible	Medicine Bow	IT	DEVON ENERGY PRODUCTION COMPANY, L.P.	200867	50114000		Apr-25	923,435	\$83,017	
1503	Interruptible	Medicine Bow	IT	DEVON ENERGY PRODUCTION COMPANY, L.P.	200867	50114000		May-25	906,818	\$81,523	
1504	Interruptible	Medicine Bow	IT	DEVON ENERGY PRODUCTION COMPANY, L.P.	200867	50114000		Jun-25	737,127	\$66,268	
1505	Interruptible	Medicine Bow	IT	DEVON ENERGY PRODUCTION COMPANY, L.P.	200867	50114000		Jul-25	829,177	\$74,543	
1506	Interruptible	Medicine Bow	IT	DEVON ENERGY PRODUCTION COMPANY, L.P.	200867	50114000		Aug-25	820,277	\$73,743	
1507	Interruptible	Medicine Bow	IT	DEVON ENERGY PRODUCTION COMPANY, L.P.	200867	50114000		Sep-25	803,799	\$72,262	
1508	Interruptible	Medicine Bow	IT	DEVON ENERGY PRODUCTION COMPANY, L.P.	200867	50114000		Oct-25	904,810	\$81,343	
1509	Interruptible	Medicine Bow	IT	DEVON ENERGY PRODUCTION COMPANY, L.P.	200867	50114000		Nov-25	797,716	\$71,715	
1510	Interruptible	Medicine Bow	IT	DEVON ENERGY PRODUCTION COMPANY, L.P.	200867	50114000		Dec-25	858,156	\$77,148	
1511	Interruptible	Medicine Bow	IT	DEVON ENERGY PRODUCTION COMPANY, L.P.	200867 Total					9,991,163	\$898,206
1512	Interruptible	Medicine Bow	IT	MIECO LLC	200884	50133000		Jan-25	3,813,740	\$342,855	
1513	Interruptible	Medicine Bow	IT	MIECO LLC	200884	50133000		Feb-25	1,104,168	\$99,265	
1514	Interruptible	Medicine Bow	IT	MIECO LLC	200884	50133000		Mar-25	1,420,496	\$127,703	
1515	Interruptible	Medicine Bow	IT	MIECO LLC	200884	50133000		Apr-25	4,444,821	\$399,589	
1516	Interruptible	Medicine Bow	IT	MIECO LLC	200884	50133000		May-25	4,649,990	\$418,034	
1517	Interruptible	Medicine Bow	IT	MIECO LLC	200884	50133000		Jun-25	4,461,623	\$401,100	
1518	Interruptible	Medicine Bow	IT	MIECO LLC	200884	50133000		Jul-25	2,023,510	\$181,914	
1519	Interruptible	Medicine Bow	IT	MIECO LLC	200884	50133000		Aug-25	1,962,134	\$176,396	
1520	Interruptible	Medicine Bow	IT	MIECO LLC	200884	50133000		Sep-25	1,782,185	\$160,218	
1521	Interruptible	Medicine Bow	IT	MIECO LLC	200884	50133000		Oct-25	1,559,867	\$140,232	
1522	Interruptible	Medicine Bow	IT	MIECO LLC	200884	50133000		Nov-25	1,171,879	\$105,352	
1523	Interruptible	Medicine Bow	IT	MIECO LLC	200884	50133000		Dec-25	1,277,664	\$114,862	
1524	Interruptible	Medicine Bow	IT	MIECO LLC	200884 Total					29,672,077	\$2,667,519
1525	Interruptible	Medicine Bow	IT	SYMMETRY ENERGY SOLUTIONS, LLC	211730	211730		Jan-25	13,277	\$1,194	
1526	Interruptible	Medicine Bow	IT	SYMMETRY ENERGY SOLUTIONS, LLC	211730	211730		Feb-25	5,000	\$450	
1527	Interruptible	Medicine Bow	IT	SYMMETRY ENERGY SOLUTIONS, LLC	211730 Total					18,277	\$1,643

Wyoming Interstate Company, L.L.C.
 Study Pursuant to S and A in Docket No. RP22-823-000
 Detail of Usage Activity
 For the Twelve Months Ending December 31, 2025

Line No.	LTF-STF	Mainline/Lateral	Rate Sched	Company Name	Agmt No.	Legacy Agmt No.	Releasing Shipper Agmt No.	Month/Year	Billed Dth	Amounts
(a)	(b)	(c)	(d)		(e)	(f)	(g)	(h)	(i)	(j)
1528	Interruptible	Medicine Bow	IT	KOCH ENERGY SERVICES, LLC	213947	213947		Apr-25	299,520	\$26,927
1529	Interruptible	Medicine Bow	IT	KOCH ENERGY SERVICES, LLC	213947	213947		May-25	309,504	\$27,824
1530	Interruptible	Medicine Bow	IT	KOCH ENERGY SERVICES, LLC	213947	213947		Jun-25	299,191	\$26,897
1531	Interruptible	Medicine Bow	IT	KOCH ENERGY SERVICES, LLC	213947	213947		Jul-25	309,194	\$27,796
1532	Interruptible	Medicine Bow	IT	KOCH ENERGY SERVICES, LLC	213947	213947		Aug-25	309,194	\$27,796
1533	Interruptible	Medicine Bow	IT	KOCH ENERGY SERVICES, LLC	213947	213947		Sep-25	299,580	\$26,932
1534	Interruptible	Medicine Bow	IT	KOCH ENERGY SERVICES, LLC	213947	213947		Oct-25	309,566	\$27,830
1535	Interruptible	Medicine Bow	IT	KOCH ENERGY SERVICES, LLC	213947	213947		Nov-25	274,772	\$24,702
1536	Interruptible	Medicine Bow	IT	KOCH ENERGY SERVICES, LLC	213947	213947		Dec-25	309,752	\$27,847
1537	Interruptible	Medicine Bow	IT	KOCH ENERGY SERVICES, LLC	213947 Total				2,720,273	\$244,552
1538	Interruptible	Medicine Bow	IT	ETC MARKETING, LTD.	220478	220478		Jan-25	157,859	\$14,192
1539	Interruptible	Medicine Bow	IT	ETC MARKETING, LTD.	220478	220478		Feb-25	146,912	\$13,207
1540	Interruptible	Medicine Bow	IT	ETC MARKETING, LTD.	220478	220478		Mar-25	160,108	\$14,394
1541	Interruptible	Medicine Bow	IT	ETC MARKETING, LTD.	220478	220478		Apr-25	78,384	\$7,047
1542	Interruptible	Medicine Bow	IT	ETC MARKETING, LTD.	220478	220478		May-25	449,272	\$40,390
1543	Interruptible	Medicine Bow	IT	ETC MARKETING, LTD.	220478	220478		Jun-25	40,129	\$3,608
1544	Interruptible	Medicine Bow	IT	ETC MARKETING, LTD.	220478	220478		Jul-25	135,162	\$12,151
1545	Interruptible	Medicine Bow	IT	ETC MARKETING, LTD.	220478	220478		Aug-25	171,796	\$15,444
1546	Interruptible	Medicine Bow	IT	ETC MARKETING, LTD.	220478	220478		Sep-25	166,585	\$14,976
1547	Interruptible	Medicine Bow	IT	ETC MARKETING, LTD.	220478	220478		Oct-25	114,827	\$10,323
1548	Interruptible	Medicine Bow	IT	ETC MARKETING, LTD.	220478	220478		Nov-25	82,607	\$7,426
1549	Interruptible	Medicine Bow	IT	ETC MARKETING, LTD.	220478	220478		Dec-25	11,060	\$994
1550	Interruptible	Medicine Bow	IT	ETC MARKETING, LTD.	220478 Total				1,714,701	\$154,152
1551	Interruptible	Medicine Bow	IT	STANCHION GAS MARKETING, LLC	221066	221066		Jan-25	97,402	\$8,756
1552	Interruptible	Medicine Bow	IT	STANCHION GAS MARKETING, LLC	221066	221066		Feb-25	780	\$70
1553	Interruptible	Medicine Bow	IT	STANCHION GAS MARKETING, LLC	221066 Total				98,182	\$8,827
1554	Interruptible	Medicine Bow	IT	DEVON GAS SERVICES, L.P.	221633	221633		Jul-25	1,236,653	\$111,175
1555	Interruptible	Medicine Bow	IT	DEVON GAS SERVICES, L.P.	221633	221633		Aug-25	1,236,652	\$111,175
1556	Interruptible	Medicine Bow	IT	DEVON GAS SERVICES, L.P.	221633	221633		Sep-25	1,198,200	\$107,718
1557	Interruptible	Medicine Bow	IT	DEVON GAS SERVICES, L.P.	221633	221633		Oct-25	1,238,010	\$111,297
1558	Interruptible	Medicine Bow	IT	DEVON GAS SERVICES, L.P.	221633	221633		Nov-25	1,193,244	\$107,273
1559	Interruptible	Medicine Bow	IT	DEVON GAS SERVICES, L.P.	221633	221633		Dec-25	1,239,003	\$111,386
1560	Interruptible	Medicine Bow	IT	DEVON GAS SERVICES, L.P.	221633 Total				7,341,762	\$660,025
1561	Total Interruptible Usage - Medicine Bow								51,817,357	\$4,658,381

Wyoming Interstate Company, L.L.C.
Study Pursuant to S and A in Docket No. RP22-823-000
Detail of Usage Activity
For the Twelve Months Ending December 31, 2025

Line No.	LTF-STF	Mainline/Lateral	Rate Sched	Company Name	Agmt No.	Legacy Agmt No.	Releasing Shipper Agmt No.	Month/Year	Billed Dth	Amounts
(a)	(b)	(c)	(d)		(e)	(f)	(g)	(h)	(i)	(j)
1562	Interruptible	Piceance	IT	BP ENERGY COMPANY	200845	50077000		Feb-25	7,183	\$1,016
1563	Interruptible	Piceance	IT	BP ENERGY COMPANY	200845	50077000		Mar-25	11,066	\$1,566
1564	Interruptible	Piceance	IT	BP ENERGY COMPANY	200845	50077000		Nov-25	9,326	\$1,320
1565	Interruptible	Piceance	IT	BP ENERGY COMPANY	200845 Total				27,575	\$3,902
1566	Interruptible	Piceance	IT	TENASKA MARKETING VENTURES	200848	50084000		Sep-25	386	\$55
1567	Interruptible	Piceance	IT	TENASKA MARKETING VENTURES	200848	50084000		Nov-25	17,109	\$2,421
1568	Interruptible	Piceance	IT	TENASKA MARKETING VENTURES	200848 Total				17,495	\$2,476
1569	Interruptible	Piceance	IT	CONOCOPHILLIPS COMPANY	200854	50097000		Apr-25	403	\$57
1570	Interruptible	Piceance	IT	CONOCOPHILLIPS COMPANY	200854 Total				403	\$57
1571	Interruptible	Piceance	IT	CITIGROUP ENERGY INC.	200876	50124000		Oct-25	3,787	\$536
1572	Interruptible	Piceance	IT	CITIGROUP ENERGY INC.	200876 Total				3,787	\$536
1573	Interruptible	Piceance	IT	KOCH ENERGY SERVICES, LLC	213947	213947		Jan-25	62,649	\$8,865
1574	Interruptible	Piceance	IT	KOCH ENERGY SERVICES, LLC	213947	213947		Feb-25	8,787	\$1,243
1575	Interruptible	Piceance	IT	KOCH ENERGY SERVICES, LLC	213947	213947		Mar-25	62,099	\$8,787
1576	Interruptible	Piceance	IT	KOCH ENERGY SERVICES, LLC	213947	213947		Apr-25	933,085	\$132,032
1577	Interruptible	Piceance	IT	KOCH ENERGY SERVICES, LLC	213947	213947		Jun-25	94,506	\$13,373
1578	Interruptible	Piceance	IT	KOCH ENERGY SERVICES, LLC	213947	213947		Jul-25	765,675	\$108,343
1579	Interruptible	Piceance	IT	KOCH ENERGY SERVICES, LLC	213947	213947		Aug-25	10,710	\$1,515
1580	Interruptible	Piceance	IT	KOCH ENERGY SERVICES, LLC	213947	213947		Sep-25	1,064,664	\$150,650
1581	Interruptible	Piceance	IT	KOCH ENERGY SERVICES, LLC	213947	213947		Oct-25	666,722	\$94,341
1582	Interruptible	Piceance	IT	KOCH ENERGY SERVICES, LLC	213947	213947		Nov-25	874,941	\$123,804
1583	Interruptible	Piceance	IT	KOCH ENERGY SERVICES, LLC	213947	213947		Dec-25	947,532	\$134,076
1584	Interruptible	Piceance	IT	KOCH ENERGY SERVICES, LLC	213947 Total				5,491,370	\$777,029
1585	Interruptible	Piceance	IT	CARBONBETTER, LLC	215126	215126		Oct-25	11,615	\$1,644
1586	Interruptible	Piceance	IT	CARBONBETTER, LLC	215126 Total				11,615	\$1,644
1587	Interruptible	Piceance	IT	DXT COMMODITIES NORTH AMERICA INC.	218769	218769		Apr-25	7,463	\$1,056
1588	Interruptible	Piceance	IT	DXT COMMODITIES NORTH AMERICA INC.	218769	218769		May-25	13,534	\$1,915
1589	Interruptible	Piceance	IT	DXT COMMODITIES NORTH AMERICA INC.	218769	218769		Sep-25	24,721	\$3,498
1590	Interruptible	Piceance	IT	DXT COMMODITIES NORTH AMERICA INC.	218769	218769		Oct-25	1,868	\$264
1591	Interruptible	Piceance	IT	DXT COMMODITIES NORTH AMERICA INC.	218769 Total				47,586	\$6,733

Wyoming Interstate Company, L.L.C.
Study Pursuant to S and A in Docket No. RP22-823-000
Detail of Usage Activity
For the Twelve Months Ending December 31, 2025

Line No.	LTF-STF	Mainline/Lateral	Rate Sched	Company Name	Agmt No.	Legacy Agmt No.	Releasing Shipper Agmt No.	Month/Year	Billed Dth	Amounts
(a)	(b)	(c)	(d)		(e)	(f)	(g)	(h)	(i)	(j)
1592	Interruptible	Piceance	IT	STANCHION GAS MARKETING, LLC	221066	221066		Jan-25	26	\$4
1593	Interruptible	Piceance	IT	STANCHION GAS MARKETING, LLC	221066	221066		Jun-25	3,236	\$458
1594	Interruptible	Piceance	IT	STANCHION GAS MARKETING, LLC	221066 Total				3,262	\$462
1595	Total Interruptible Usage - Piceance								5,603,093	\$792,838
1596	Interruptible	Kanda	IT	TENASKA MARKETING VENTURES	200848	50084000		Jan-25	70,850	\$10,266
1597	Interruptible	Kanda	IT	TENASKA MARKETING VENTURES	200848 Total				70,850	\$10,266
1598	Interruptible	Kanda	IT	MIECO LLC	200884	50133000		Mar-25	3	\$0
1599	Interruptible	Kanda	IT	MIECO LLC	200884	50133000		Jul-25	49	\$7
1600	Interruptible	Kanda	IT	MIECO LLC	200884 Total				52	\$8
1601	Interruptible	Kanda	IT	KM GAS MARKETING LLC	217958	217958		Jan-25	20,000	\$2,898
1602	Interruptible	Kanda	IT	KM GAS MARKETING LLC	217958	217958		Mar-25	465,000	\$67,379
1603	Interruptible	Kanda	IT	KM GAS MARKETING LLC	217958	217958		Apr-25	450,000	\$65,205
1604	Interruptible	Kanda	IT	KM GAS MARKETING LLC	217958	217958		May-25	286,929	\$41,576
1605	Interruptible	Kanda	IT	KM GAS MARKETING LLC	217958	217958		Jun-25	418,839	\$60,690
1606	Interruptible	Kanda	IT	KM GAS MARKETING LLC	217958	217958		Jul-25	332,100	\$48,121
1607	Interruptible	Kanda	IT	KM GAS MARKETING LLC	217958	217958		Aug-25	20,008	\$2,899
1608	Interruptible	Kanda	IT	KM GAS MARKETING LLC	217958	217958		Sep-25	70,752	\$10,252
1609	Interruptible	Kanda	IT	KM GAS MARKETING LLC	217958	217958		Oct-25	379,032	\$54,922
1610	Interruptible	Kanda	IT	KM GAS MARKETING LLC	217958	217958		Nov-25	33,838	\$4,903
1611	Interruptible	Kanda	IT	KM GAS MARKETING LLC	217958	217958		Dec-25	121,532	\$17,610
1612	Interruptible	Kanda	IT	KM GAS MARKETING LLC	217958 Total				2,598,030	\$376,455
1613	Interruptible	Kanda	IT	SOUTHERN CALIFORNIA GAS COMPANY	221495	221495		Aug-25	292,083	\$42,323
1614	Interruptible	Kanda	IT	SOUTHERN CALIFORNIA GAS COMPANY	221495 Total				292,083	\$42,323
1615	Total Interruptible Usage - Kanda								2,961,015	\$429,051
1616	Total WIC System Interruptible Usage								127,552,098	\$6,763,621
1617	Total WIC System Usage								1,024,532,068	\$8,113,969
1618	Transportation by Others - Firm Usage									

Wyoming Interstate Company, L.L.C.
 Study Pursuant to S and A in Docket No. RP22-823-000
 Detail of Usage Activity
 For the Twelve Months Ending December 31, 2025

Line No.	LTF-STF	Mainline/Lateral	Rate Sched	Company Name	Agmt No.	Legacy Agmt No.	Releasing Shipper Agmt No.	Month/Year	Billed Dth	Amounts
(a)	(b)	(c)	(d)	(e)	(f)	(g)	(h)	(i)	(j)	
1619	LTF	Overthrust	FT	BP ENERGY COMPANY	215885	215885		Jan-25	44,650	\$54
1620	LTF	Overthrust	FT	BP ENERGY COMPANY	215885	215885		Feb-25	81,218	\$97
1621	LTF	Overthrust	FT	BP ENERGY COMPANY	215885	215885		Mar-25	42,792	\$51
1622	LTF	Overthrust	FT	BP ENERGY COMPANY	215885 Total				168,660	\$202
1623	LTF	Overthrust	FT	TENASKA MARKETING VENTURES	217271	217271		Jan-25	500	\$1
1624	LTF	Overthrust	FT	TENASKA MARKETING VENTURES	217271	217271		Feb-25	25,200	\$30
1625	LTF	Overthrust	FT	TENASKA MARKETING VENTURES	217271	217271		May-25	4,000	\$5
1626	LTF	Overthrust	FT	TENASKA MARKETING VENTURES	217271	217271		Jun-25	14,000	\$17
1627	LTF	Overthrust	FT	TENASKA MARKETING VENTURES	217271	217271		Oct-25	86,800	\$104
1628	LTF	Overthrust	FT	TENASKA MARKETING VENTURES	217271	217271		Nov-25	84,000	\$101
1629	LTF	Overthrust	FT	TENASKA MARKETING VENTURES	217271	217271		Dec-25	86,800	\$104
1630	LTF	Overthrust	FT	TENASKA MARKETING VENTURES	217271 Total				301,300	\$362
1631	LTF	Overthrust	FT	MIECO LLC	217273	217273		Jan-25	70,882	\$85
1632	LTF	Overthrust	FT	MIECO LLC	217273	217273		Feb-25	44,800	\$54
1633	LTF	Overthrust	FT	MIECO LLC	217273	217273		Mar-25	78,400	\$94
1634	LTF	Overthrust	FT	MIECO LLC	217273	217273		Apr-25	17,623	\$21
1635	LTF	Overthrust	FT	MIECO LLC	217273	217273		May-25	81,200	\$97
1636	LTF	Overthrust	FT	MIECO LLC	217273	217273		Jun-25	42,000	\$50
1637	LTF	Overthrust	FT	MIECO LLC	217273	217273		Sep-25	11,200	\$13
1638	LTF	Overthrust	FT	MIECO LLC	217273	217273		Oct-25	82,717	\$99
1639	LTF	Overthrust	FT	MIECO LLC	217273	217273		Nov-25	84,000	\$101
1640	LTF	Overthrust	FT	MIECO LLC	217273	217273		Dec-25	86,800	\$104
1641	LTF	Overthrust	FT	MIECO LLC	217273 Total				599,622	\$720
1642	LTF	Overthrust	FT	SPOTLIGHT ENERGY, LLC	217274	217274		Jan-25	401,104	\$481
1643	LTF	Overthrust	FT	SPOTLIGHT ENERGY, LLC	217274	217274		Feb-25	210,460	\$253
1644	LTF	Overthrust	FT	SPOTLIGHT ENERGY, LLC	217274	217274		Mar-25	32,708	\$39
1645	LTF	Overthrust	FT	SPOTLIGHT ENERGY, LLC	217274	217274		Apr-25	18,033	\$22
1646	LTF	Overthrust	FT	SPOTLIGHT ENERGY, LLC	217274	217274		May-25	213,382	\$256
1647	LTF	Overthrust	FT	SPOTLIGHT ENERGY, LLC	217274	217274		Jun-25	322,561	\$387
1648	LTF	Overthrust	FT	SPOTLIGHT ENERGY, LLC	217274	217274		Aug-25	255,989	\$307
1649	LTF	Overthrust	FT	SPOTLIGHT ENERGY, LLC	217274	217274		Sep-25	198,410	\$238
1650	LTF	Overthrust	FT	SPOTLIGHT ENERGY, LLC	217274	217274		Oct-25	544,087	\$653
1651	LTF	Overthrust	FT	SPOTLIGHT ENERGY, LLC	217274	217274		Nov-25	258,806	\$311
1652	LTF	Overthrust	FT	SPOTLIGHT ENERGY, LLC	217274	217274		Dec-25	108,591	\$130
1653	LTF	Overthrust	FT	SPOTLIGHT ENERGY, LLC	217274 Total				2,564,131	\$3,077

Wyoming Interstate Company, L.L.C.
 Study Pursuant to S and A in Docket No. RP22-823-000
 Detail of Usage Activity
 For the Twelve Months Ending December 31, 2025

Line No.	LTF-STF	Mainline/Lateral	Rate Sched	Company Name	Agmt No.	Legacy Agmt No.	Releasing Shipper Agmt No.	Month/Year	Billed Dth	Amounts
(a)	(b)	(c)	(d)		(e)	(f)	(g)	(h)	(i)	(j)
1654	LTF	Overthrust	FT	CITADEL ENERGY MARKETING LLC	217275	217275		Jan-25	295,833	\$355
1655	LTF	Overthrust	FT	CITADEL ENERGY MARKETING LLC	217275	217275		Feb-25	194,225	\$233
1656	LTF	Overthrust	FT	CITADEL ENERGY MARKETING LLC	217275	217275		Apr-25	86,690	\$104
1657	LTF	Overthrust	FT	CITADEL ENERGY MARKETING LLC	217275	217275		Sep-25	25,000	\$30
1658	LTF	Overthrust	FT	CITADEL ENERGY MARKETING LLC	217275	217275		Oct-25	406,842	\$488
1659	LTF	Overthrust	FT	CITADEL ENERGY MARKETING LLC	217275	217275		Nov-25	260,000	\$312
1660	LTF	Overthrust	FT	CITADEL ENERGY MARKETING LLC	217275	217275		Dec-25	10,000	\$12
1661	LTF	Overthrust	FT	CITADEL ENERGY MARKETING LLC	217275 Total				1,278,590	\$1,534
1662	LTF	Overthrust	FT	NRG BUSINESS MARKETING LLC	217449	217449		Jan-25	170,636	\$205
1663	LTF	Overthrust	FT	NRG BUSINESS MARKETING LLC	217449	217449		Feb-25	184,517	\$221
1664	LTF	Overthrust	FT	NRG BUSINESS MARKETING LLC	217449	217449		Apr-25	34,655	\$42
1665	LTF	Overthrust	FT	NRG BUSINESS MARKETING LLC	217449	217449		Jun-25	110,717	\$133
1666	LTF	Overthrust	FT	NRG BUSINESS MARKETING LLC	217449	217449		Jul-25	416,700	\$500
1667	LTF	Overthrust	FT	NRG BUSINESS MARKETING LLC	217449	217449		Aug-25	440,381	\$528
1668	LTF	Overthrust	FT	NRG BUSINESS MARKETING LLC	217449	217449		Sep-25	140,793	\$169
1669	LTF	Overthrust	FT	NRG BUSINESS MARKETING LLC	217449	217449		Oct-25	395,655	\$475
1670	LTF	Overthrust	FT	NRG BUSINESS MARKETING LLC	217449	217449		Nov-25	375,035	\$450
1671	LTF	Overthrust	FT	NRG BUSINESS MARKETING LLC	217449	217449		Dec-25	371,821	\$446
1672	LTF	Overthrust	FT	NRG BUSINESS MARKETING LLC	217449 Total				2,640,910	\$3,169
1673	LTF	Overthrust	FT	NRG BUSINESS MARKETING LLC	219183	219183		Jan-25	337,922	\$406
1674	LTF	Overthrust	FT	NRG BUSINESS MARKETING LLC	219183	219183		Feb-25	346,477	\$416
1675	LTF	Overthrust	FT	NRG BUSINESS MARKETING LLC	219183	219183		Mar-25	23,566	\$28
1676	LTF	Overthrust	FT	NRG BUSINESS MARKETING LLC	219183	219183		Apr-25	156,667	\$188
1677	LTF	Overthrust	FT	NRG BUSINESS MARKETING LLC	219183	219183		May-25	72,116	\$87
1678	LTF	Overthrust	FT	NRG BUSINESS MARKETING LLC	219183	219183		Jun-25	341,175	\$409
1679	LTF	Overthrust	FT	NRG BUSINESS MARKETING LLC	219183	219183		Jul-25	619,999	\$744
1680	LTF	Overthrust	FT	NRG BUSINESS MARKETING LLC	219183	219183		Aug-25	590,955	\$709
1681	LTF	Overthrust	FT	NRG BUSINESS MARKETING LLC	219183	219183		Sep-25	239,692	\$288
1682	LTF	Overthrust	FT	NRG BUSINESS MARKETING LLC	219183	219183		Oct-25	592,898	\$711
1683	LTF	Overthrust	FT	NRG BUSINESS MARKETING LLC	219183	219183		Nov-25	593,917	\$713
1684	LTF	Overthrust	FT	NRG BUSINESS MARKETING LLC	219183	219183		Dec-25	584,739	\$702
1685	LTF	Overthrust	FT	NRG BUSINESS MARKETING LLC	219183 Total				4,500,123	\$5,400

Wyoming Interstate Company, L.L.C.
Study Pursuant to S and A in Docket No. RP22-823-000
Detail of Usage Activity
For the Twelve Months Ending December 31, 2025

Line No.	LTF-STF	Mainline/Lateral	Rate Sched	Company Name	Agmt No.	Legacy Agmt No.	Releasing Shipper Agmt No.	Month/Year	Billed Dth	Amounts
(a)	(b)	(c)	(d)		(e)	(f)	(g)	(h)	(i)	(j)
1686	LTF	Overthrust	FT	SEQUENT ENERGY MANAGEMENT LLC	219208	219208		Jan-25	502,263	\$603
1687	LTF	Overthrust	FT	SEQUENT ENERGY MANAGEMENT LLC	219208	219208		Feb-25	466,000	\$559
1688	LTF	Overthrust	FT	SEQUENT ENERGY MANAGEMENT LLC	219208	219208		Mar-25	766,900	\$920
1689	LTF	Overthrust	FT	SEQUENT ENERGY MANAGEMENT LLC	219208	219208		Apr-25	282,033	\$338
1690	LTF	Overthrust	FT	SEQUENT ENERGY MANAGEMENT LLC	219208	219208		May-25	583,181	\$700
1691	LTF	Overthrust	FT	SEQUENT ENERGY MANAGEMENT LLC	219208	219208		Jun-25	399,022	\$479
1692	LTF	Overthrust	FT	SEQUENT ENERGY MANAGEMENT LLC	219208	219208		Sep-25	100,000	\$120
1693	LTF	Overthrust	FT	SEQUENT ENERGY MANAGEMENT LLC	219208	219208		Oct-25	742,096	\$891
1694	LTF	Overthrust	FT	SEQUENT ENERGY MANAGEMENT LLC	219208	219208		Nov-25	526,669	\$632
1695	LTF	Overthrust	FT	SEQUENT ENERGY MANAGEMENT LLC	219208	219208		Dec-25	506,927	\$608
1696	LTF	Overthrust	FT	SEQUENT ENERGY MANAGEMENT LLC	219208 Total				4,875,091	\$5,850
1697	LTF	Overthrust	FT	BP ENERGY COMPANY	219230	219230		Feb-25	9,997	\$12
1698	LTF	Overthrust	FT	BP ENERGY COMPANY	219230 Total				9,997	\$12
1699	LTF	Overthrust	FT	SPOTLIGHT ENERGY, LLC	220001	220001		Nov-25	5,010	\$6
1700	LTF	Overthrust	FT	SPOTLIGHT ENERGY, LLC	220001	220001		Dec-25	23,450	\$28
1701	LTF	Overthrust	FT	SPOTLIGHT ENERGY, LLC	220001 Total				28,460	\$34
1702	LTF	Overthrust	FT	MIECO LLC	220454	220454		Jan-25	516,318	\$620
1703	LTF	Overthrust	FT	MIECO LLC	220454	220454		Feb-25	300,000	\$360
1704	LTF	Overthrust	FT	MIECO LLC	220454	220454		Mar-25	562,700	\$675
1705	LTF	Overthrust	FT	MIECO LLC	220454	220454		Apr-25	376,777	\$452
1706	LTF	Overthrust	FT	MIECO LLC	220454	220454		May-25	584,801	\$702
1707	LTF	Overthrust	FT	MIECO LLC	220454	220454		Jun-25	600,000	\$720
1708	LTF	Overthrust	FT	MIECO LLC	220454	220454		Jul-25	515,722	\$619
1709	LTF	Overthrust	FT	MIECO LLC	220454	220454		Aug-25	562,072	\$674
1710	LTF	Overthrust	FT	MIECO LLC	220454	220454		Sep-25	233,750	\$281
1711	LTF	Overthrust	FT	MIECO LLC	220454	220454		Oct-25	582,933	\$700
1712	LTF	Overthrust	FT	MIECO LLC	220454	220454		Nov-25	600,000	\$720
1713	LTF	Overthrust	FT	MIECO LLC	220454	220454		Dec-25	620,000	\$744
1714	LTF	Overthrust	FT	MIECO LLC	220454 Total				6,055,073	\$7,266
1715	Total Long-Term Firm Usage - Overthrust								23,021,957	\$27,626

Wyoming Interstate Company, L.L.C.
 Study Pursuant to S and A in Docket No. RP22-823-000
 Detail of Usage Activity
 For the Twelve Months Ending December 31, 2025

Line No.	LTF-STF	Mainline/Lateral	Rate Sched	Company Name	Agmt No.	Legacy Agmt No.	Releasing Shipper Agmt No.	Month/Year	Billed Dth	Amounts
(a)	(b)	(c)	(d)		(e)	(f)	(g)	(h)	(i)	(j)
1716	LTF	Bakken 1	FT	CONCORD ENERGY LLC	218446	218446		Jan-25	5	\$0
1717	LTF	Bakken 1	FT	CONCORD ENERGY LLC	218446 Total				5	\$0
1718	Total Long-Term Firm Usage - Bakken 1								5	\$0
1719	Total Transportation by Others Long-Term Firm Usage								23,021,962	\$27,626
1720	STF	Overthrust	FT	SEQUENT ENERGY MANAGEMENT LLC	221299	221299	221179	Jan-25	200	\$0
1721	STF	Overthrust	FT	SEQUENT ENERGY MANAGEMENT LLC	221299 Total				200	\$0
1722	Total Short-Term Firm Usage - Overthrust								200	\$0
1723	Total Transportation by Others Short-Term Firm Usage								200	\$0
1724	Total Transportation by Others Firm Usage								23,022,162	\$27,627
1725	Interruptible	Overthrust	IT	BP ENERGY COMPANY	200845	50077000		Feb-25	16,367	\$838
1726	Interruptible	Overthrust	IT	BP ENERGY COMPANY	200845 Total				16,367	\$838
1727	Total Interruptible Usage - Overthrust								16,367	\$838
1728	Total Transportation by Others Interruptible Usage								16,367	\$838
1729	Total Transportation by Others Usage								23,038,529	\$28,465
1730	Total Usage								1,047,570,597	\$8,142,434

* Affiliated Company

1/ Contract to facilitate Anadarko's Contract on CIG, i.e., off-system capacity. Pursuant to its tariff, Colorado Interstate Gas Company, L.L.C (CIG) acquired this capacity on WIC's system to provide service for the benefit of a CIG shipper.

Wyoming Interstate Company, L.L.C.
Study Pursuant to S and A in Docket No. RP22-823-000
Summary of Other Revenue
For the Twelve Months Ending December 31, 2025

Line No.	Lateral	Rate Sched	LTF-STF	Month/Year	Billed Dth	Amounts
	(a)	(b)	(c)	(d)	(e)	(f)
Authorized Overrun Long-Term Firm						
1	Mainline	FT	LTF	Jan-25	219,838	\$11,647
2		FT	LTF	Feb-25	163,410	\$8,595
3		FT	LTF	Mar-25	422,606	\$22,229
4		FT	LTF	Apr-25	1,145,192	\$60,237
5		FT	LTF	May-25	682,505	\$35,900
6		FT	LTF	Jun-25	132,846	\$6,988
7		FT	LTF	Jul-25	205,491	\$10,809
8		FT	LTF	Aug-25	91,509	\$4,817
9		FT	LTF	Sep-25	1,496,582	\$78,720
10		FT	LTF	Oct-25	261,556	\$13,814
11		FT	LTF	Nov-25	146,717	\$7,829
12		FT	LTF	Dec-25	212,009	\$11,152
13	Mainline LTF Total				5,180,261	\$272,737
14	Kanda	FT	LTF	Oct-25	2,491	\$361
15	Kanda LTF Total				2,491	\$361
16	Medicine Bow	FT	LTF	Jan-25	670,716	\$60,297
17		FT	LTF	Feb-25	440,237	\$39,577
18		FT	LTF	Mar-25	864,537	\$77,722
19		FT	LTF	Apr-25	1,098,670	\$98,770
20		FT	LTF	May-25	1,316,786	\$118,379
21		FT	LTF	Jun-25	1,498,372	\$134,704
22		FT	LTF	Jul-25	1,331,903	\$119,738
23		FT	LTF	Aug-25	1,598,837	\$143,735
24		FT	LTF	Sep-25	1,770,000	\$159,123
25		FT	LTF	Oct-25	1,673,114	\$150,413
26		FT	LTF	Nov-25	1,024,502	\$92,103
27		FT	LTF	Dec-25	660,300	\$59,361
28	Medicine Bow LTF Total				13,947,974	\$1,253,922

Wyoming Interstate Company, L.L.C.
Study Pursuant to S and A in Docket No. RP22-823-000
Summary of Other Revenue
For the Twelve Months Ending December 31, 2025

Line No.	Lateral	Rate Sched	LTF-STF	Month/Year	Billed Dth	Amounts
	(a)	(b)	(c)	(d)	(e)	(f)
29	Piceance	FT	LTF	Jan-25	1,424	\$201
30		FT	LTF	Feb-25	603	\$85
31		FT	LTF	Mar-25	667	\$94
32		FT	LTF	Jun-25	481	\$68
33		FT	LTF	Aug-25	145	\$21
34		FT	LTF	Sep-25	18	\$3
35		FT	LTF	Oct-25	1,773	\$250
36	Piceance LTF Total				5,111	\$721
37	Total WIC System LTF	FT	LTF	Jan-25	891,978	\$72,146
38		FT	LTF	Feb-25	604,250	\$48,258
39		FT	LTF	Mar-25	1,287,810	\$100,045
40		FT	LTF	Apr-25	2,243,862	\$159,008
41		FT	LTF	May-25	1,999,291	\$154,279
42		FT	LTF	Jun-25	1,631,699	\$141,759
43		FT	LTF	Jul-25	1,537,394	\$130,547
44		FT	LTF	Aug-25	1,690,491	\$148,573
45		FT	LTF	Sep-25	3,266,600	\$237,846
46		FT	LTF	Oct-25	1,938,934	\$164,838
47		FT	LTF	Nov-25	1,171,219	\$99,931
48		FT	LTF	Dec-25	872,309	\$70,513
49	WIC System LTF Total				19,135,837	\$1,527,741
	Authorized Overrun Short-Term Firm					
50	Mainline	FT	STF	Jan-25	2,509	\$132
51	Mainline STF Total				2,509	\$132
52	Medicine Bow	FT	STF	Jan-25	1,469,651	\$132,122
53		FT	STF	Feb-25	1,313,571	\$118,090
54		FT	STF	Mar-25	1,472,062	\$132,338
55	Medicine Bow STF Total				4,255,284	\$382,550

Wyoming Interstate Company, L.L.C.
Study Pursuant to S and A in Docket No. RP22-823-000
Summary of Other Revenue
For the Twelve Months Ending December 31, 2025

Line No.	Lateral	Rate Sched	LTF-STF	Month/Year	Billed Dth	Amounts
	(a)	(b)	(c)	(d)	(e)	(f)
56	WIC System STF	FT	STF	Jan-25	1,472,160	\$132,254
57		FT	STF	Feb-25	1,313,571	118,090
58		FT	STF	Mar-25	1,472,062	\$132,338
59	WIC System STF Total				4,257,793	\$382,682
Transportation by Others - Authorized Overrun						
60	Overthrust	FT	LTF	Aug-25	7,900	\$395
61		FT	LTF	Oct-25	1,695	\$85
62		FT	LTF	Nov-25	15,069	\$753
63		FT	LTF	Dec-25	4,047	\$202
					28,711	\$1,436
Out-of-Path Long-Term Firm						
64	Mainline	FT	LTF	Jan-25	24,442,631	\$2,320
65		FT	LTF	Feb-25	19,615,748	\$1,682
66		FT	LTF	Mar-25	23,354,922	\$1,822
67		FT	LTF	Apr-25	25,980,476	\$9,800
68		FT	LTF	May-25	25,685,251	\$17,096
69		FT	LTF	Jun-25	24,459,058	\$9,684
70		FT	LTF	Jul-25	25,719,118	\$4,649
71		FT	LTF	Aug-25	31,444,566	\$13,431
72		FT	LTF	Sep-25	28,233,991	\$7,444
73		FT	LTF	Oct-25	25,146,060	\$12,352
74		FT	LTF	Nov-25	24,068,566	\$7,240
75		FT	LTF	Dec-25	28,156,886	\$3,013
76	Mainline Out-of-Path Total				306,307,273	\$90,530

Wyoming Interstate Company, L.L.C.
 Study Pursuant to S and A in Docket No. RP22-823-000
 Summary of Other Revenue
 For the Twelve Months Ending December 31, 2025

Line No.	Lateral	Rate Sched	LTF-STF	Month/Year	Billed Dth	Amounts
	(a)	(b)	(c)	(d)	(e)	(f)
77	Kanda	FT	LTF	Jan-25	80,000	\$0
78		FT	LTF	Feb-25	249,067	\$6,030
79		FT	LTF	Mar-25	36,540	\$0
80		FT	LTF	Apr-25	154,265	\$6,074
81		FT	LTF	Jul-25	130,655	\$0
82		FT	LTF	Aug-25	39,854	\$0
83		FT	LTF	Oct-25	22,449	\$0
84	Kanda Out-of-Path Total				712,830	\$12,104
85	Medicine Bow	FT	LTF	Jan-25	6,508,841	\$117,114
86		FT	LTF	Feb-25	5,253,397	\$92,374
87		FT	LTF	Mar-25	4,472,324	\$97,056
88		FT	LTF	Apr-25	5,730,637	\$69,990
89		FT	LTF	May-25	6,651,156	\$69,561
90		FT	LTF	Jun-25	5,987,819	\$64,880
91		FT	LTF	Jul-25	5,973,764	\$47,608
92		FT	LTF	Aug-25	7,123,925	\$59,920
93		FT	LTF	Sep-25	6,641,471	\$74,230
94		FT	LTF	Oct-25	6,706,427	\$78,464
95		FT	LTF	Nov-25	7,886,355	\$82,042
96		FT	LTF	Dec-25	8,984,696	\$80,698
97	Medicine Bow Out-of-Path Total				77,920,812	\$933,938

Wyoming Interstate Company, L.L.C.
 Study Pursuant to S and A in Docket No. RP22-823-000
 Summary of Other Revenue
 For the Twelve Months Ending December 31, 2025

Line No.	Lateral	Rate Sched	LTF-STF	Month/Year	Billed Dth	Amounts
	(a)	(b)	(c)	(d)	(e)	(f)
98	Piceance	FT	LTF	Jan-25	3,170,337	\$15,038
99		FT	LTF	Feb-25	4,303,365	\$11,921
100		FT	LTF	Mar-25	4,777,320	\$1,956
101		FT	LTF	Apr-25	3,642,408	\$1,582
102		FT	LTF	May-25	4,124,713	\$282
103		FT	LTF	Jun-25	3,775,324	\$4,720
104		FT	LTF	Jul-25	5,551,376	\$10,299
105		FT	LTF	Aug-25	5,831,329	\$7,135
106		FT	LTF	Sep-25	5,257,999	\$8,234
107		FT	LTF	Oct-25	5,913,440	\$10,749
108		FT	LTF	Nov-25	4,057,199	\$9,901
109		FT	LTF	Dec-25	3,539,820	\$70
110	Piceance Out-of-Path Total				53,944,630	\$81,887
111	WIC System Out-of-Path LTF	FT	LTF	Jan-25	34,201,809	\$134,472
112		FT	LTF	Feb-25	29,421,577	\$112,007
113		FT	LTF	Mar-25	32,641,106	\$100,834
114		FT	LTF	Apr-25	35,507,786	\$87,445
115		FT	LTF	May-25	36,461,120	\$86,940
116		FT	LTF	Jun-25	34,222,201	\$79,284
117		FT	LTF	Jul-25	37,374,913	\$62,556
118		FT	LTF	Aug-25	44,439,674	\$80,485
119		FT	LTF	Sep-25	40,133,461	\$89,908
120		FT	LTF	Oct-25	37,788,376	\$101,565
121		FT	LTF	Nov-25	36,012,120	\$99,182
122		FT	LTF	Dec-25	40,681,402	\$83,781
123	WIC System Out-of-Path LTF Total				438,885,545	\$1,118,459

Wyoming Interstate Company, L.L.C.
 Study Pursuant to S and A in Docket No. RP22-823-000
 Summary of Other Revenue
 For the Twelve Months Ending December 31, 2025

Line No.	Lateral	Rate Sched	LTF-STF	Month/Year	Billed Dth	Amounts
	(a)	(b)	(c)	(d)	(e)	(f)
Out-of-Path Short-term Firm						
124	Mainline	FT	STF	Jan-25	5,328,784	\$2,935
125		FT	STF	Feb-25	7,406,444	\$1,473
126		FT	STF	Mar-25	6,874,410	\$7,352
127		FT	STF	Apr-25	3,037,830	\$0
128		FT	STF	May-25	3,746,307	\$397
129		FT	STF	Jun-25	3,753,526	\$1,689
130		FT	STF	Jul-25	4,115,986	\$1,423
131		FT	STF	Aug-25	3,503,454	\$51
132		FT	STF	Sep-25	2,825,965	\$0
133		FT	STF	Oct-25	2,756,858	\$0
134		FT	STF	Nov-25	2,837,511	\$294
135		FT	STF	Dec-25	3,497,892	\$0
136	Mainline Out-of-Path Total				49,684,967	\$15,614
137	Medicine Bow	FT	STF	Jan-25	1,616,118	\$0
138		FT	STF	Feb-25	3,398,394	\$0
139		FT	STF	Mar-25	3,734,443	\$2
140		FT	STF	Apr-25	485,572	\$0
141		FT	STF	May-25	427,260	\$0
142		FT	STF	Jun-25	660,564	\$0
143		FT	STF	Jul-25	432,075	\$0
144		FT	STF	Aug-25	559,544	\$0
145		FT	STF	Sep-25	510,684	\$0
146		FT	STF	Oct-25	291,916	\$0
147		FT	STF	Nov-25	366,972	\$0
148		FT	STF	Dec-25	511,240	\$0
149	Medicine Bow Out-of-Path Total				12,994,782	\$2

Wyoming Interstate Company, L.L.C.
 Study Pursuant to S and A in Docket No. RP22-823-000
 Summary of Other Revenue
 For the Twelve Months Ending December 31, 2025

Line No.	Lateral	Rate Sched	LTF-STF	Month/Year	Billed Dth	Amounts
	(a)	(b)	(c)	(d)	(e)	(f)
150	Piceance	FT	STF	Jan-25	749,700	\$97,686
151		FT	STF	Feb-25	(201,854)	(\$28,482)
152		FT	STF	Dec-25	3,242	\$457
153	Piceance Out-of-Path Total				551,088	\$69,661
154	WIC System Out-of-Path STF	FT	STF	Jan-25	7,694,602	\$100,620
155		FT	STF	Feb-25	10,602,984	(\$27,009)
156		FT	STF	Mar-25	10,608,853	\$7,354
157		FT	STF	Apr-25	3,523,402	\$0
158		FT	STF	May-25	4,173,567	\$397
159		FT	STF	Jun-25	4,414,090	\$1,689
160		FT	STF	Jul-25	4,548,061	\$1,423
161		FT	STF	Aug-25	4,062,998	\$51
162		FT	STF	Sep-25	3,336,649	\$0
163		FT	STF	Oct-25	3,048,774	\$0
164		FT	STF	Nov-25	3,204,483	\$294
165		FT	STF	Dec-25	4,012,374	\$457
166	WIC System Out-of-Path STF Total				63,230,837	\$85,277

Wyoming Interstate Company, L.L.C.
Study Pursuant to S and A in Docket No. RP22-823-000
Summary of Other Revenue
For the Twelve Months Ending December 31, 2025

Line No.	Lateral	Rate Sched	LTF-STF	Month/Year	Billed Dth	Amounts
	(a)	(b)	(c)	(d)	(e)	(f)
Transportation by Others - Out-of-Path						
167	Overthrust	FT	LTF	Jan-25	619,931	\$2,257
168		FT	LTF	Feb-25	609,442	\$4,574
169		FT	LTF	Mar-25	882,928	\$2,176
170		FT	LTF	Apr-25	414,550	\$61
171		FT	LTF	May-25	799,336	\$108
172		FT	LTF	Jun-25	729,615	\$158
173		FT	LTF	Jul-25	60,203	\$16
174		FT	LTF	Aug-25	336,031	\$138
175		FT	LTF	Sep-25	385,668	\$139
176		FT	LTF	Oct-25	1,507,817	\$327
177		FT	LTF	Nov-25	984,907	\$436
178		FT	LTF	Dec-25	741,560	\$1,034
179	Transportation by Others-OT Total				8,071,988	\$11,425
180	Bakken 1	FT	LTF	Jan-25	5	\$1
181	Transportation by Others-Bakken 1 Total				5	\$1
182	Overthrust	FT	STF	Jan-25	200	\$10
183	Transportation by Others-OT Total				200	\$10

Wyoming Interstate Company, L.L.C.
Study Pursuant to S and A in Docket No. RP22-823-000
Summary of Other Revenue
For the Twelve Months Ending December 31, 2025

Line No.	Lateral	Rate Sched	LTF-STF	Month/Year	Billed Dth	Amounts
	(a)	(b)	(c)	(d)	(e)	(f)
184	Total Out-of-Path - WIC System and Transported	FT		Jan-25	42,516,547	\$237,361
185	by Others	FT		Feb-25	40,634,003	\$89,572
186		FT		Mar-25	44,132,887	\$110,364
187		FT		Apr-25	39,445,738	\$87,506
188		FT		May-25	41,434,023	\$87,444
189		FT		Jun-25	39,365,906	\$81,132
190		FT		Jul-25	41,983,177	\$63,995
191		FT		Aug-25	48,838,703	\$80,674
192		FT		Sep-25	43,855,778	\$90,047
193		FT		Oct-25	42,344,967	\$101,892
194		FT		Nov-25	40,201,510	\$99,913
195		FT		Dec-25	45,435,336	\$85,272
196	Total Out-of-Path - WIC System and Transported by Others				510,188,575	\$1,215,173
	Park and Loan Interruptible Service					
197	No Lateral Designation	IT		Jan-25	7,217,363	\$190,923
198		IT		Feb-25	3,248,888	\$86,551
199		IT		Mar-25	1,565,356	\$38,626
200		IT		Apr-25	4,946,794	\$122,679
201		IT		May-25	2,907,446	\$71,901
202		IT		Jun-25	3,157,823	\$79,167
203		IT		Jul-25	2,095,015	\$46,376
204		IT		Aug-25	4,912,619	\$119,222
205		IT		Sep-25	2,281,130	\$57,262
206		IT		Oct-25	161,892	\$4,397
207		IT		Nov-25	781,097	\$21,264
208		IT		Dec-25	1,578,832	\$43,404
209	Total WIC Park and Loan Interruptible Service				34,854,255	\$881,774

Wyoming Interstate Company, L.L.C.
 Study Pursuant to S and A in Docket No. RP22-823-000
 Summary of Other Revenue
 For the Twelve Months Ending December 31, 2025

Line No.	Lateral	Rate Sched	LTF-STF	Month/Year	Billed Dth	Amounts
	(a)	(b)	(c)	(d)	(e)	(f)
210	WIC Other Charges			Jan-25	52,098,048	\$632,683
211				Feb-25	45,800,712	\$342,471
212				Mar-25	48,458,115	\$381,373
213				Apr-25	46,636,394	\$369,193
214				May-25	46,340,760	\$313,624
215				Jun-25	44,155,428	\$302,057
216				Jul-25	45,615,586	\$240,918
217				Aug-25	55,441,813	\$348,469
218				Sep-25	49,403,508	\$385,155
219				Oct-25	44,445,793	\$271,127
220				Nov-25	42,153,826	\$221,109
221				Dec-25	47,886,477	\$199,189
222	WIC Other Charges Total				568,436,460	\$4,007,369
	Demand Charge Credits					
223	Demand Charge Credits	FT		Apr-25	0	(\$441)
224		FT		Jun-25	0	(\$72,680)
225		FT		Jul-25	0	(\$58,213)
226		FT		Aug-25	0	(\$69,714)
227		FT		Sep-25	0	(\$95,545)
228		FT		Nov-25	0	(\$6,111)
229	Demand Charge Credits Total				0	(\$302,704)

Wyoming Interstate Company, L.L.C
Study Pursuant to S and A in Docket No. RP22-823-000
Detail of AOR Activity
For the Twelve Month Period Ending December 31, 2025

Line No.	LTF-STF	Mainline/Lateral	Rate Sched	Company Name	Agmt No.	Legacy Agmt No.	Releasing Shipper Agmt No.	Month/Year	Billed Dth	Amounts
(a)	(b)	(c)	(d)	(e)	(f)	(g)	(h)	(i)	(j)	
1	LTF	Mainline	FT	DCP MIDSTREAM MARKETING, LLC	200789	41220000		Feb-25	110,719	\$5,824
2	LTF	Mainline	FT	DCP MIDSTREAM MARKETING, LLC	200789	41220000		Dec-25	8,000	\$421
3	LTF	Mainline	FT	DCP MIDSTREAM MARKETING, LLC	200789 Total				118,719	\$6,245
4	LTF	Mainline	FT	DCP MIDSTREAM MARKETING, LLC	210725	41272000		Jan-25	21,711	\$1,142
5	LTF	Mainline	FT	DCP MIDSTREAM MARKETING, LLC	210725	41272000		Mar-25	11,000	\$579
6	LTF	Mainline	FT	DCP MIDSTREAM MARKETING, LLC	210725	41272000		Apr-25	333,129	\$17,523
7	LTF	Mainline	FT	DCP MIDSTREAM MARKETING, LLC	210725	41272000		May-25	476,977	\$25,089
8	LTF	Mainline	FT	DCP MIDSTREAM MARKETING, LLC	210725	41272000		Jun-25	15,600	\$821
9	LTF	Mainline	FT	DCP MIDSTREAM MARKETING, LLC	210725	41272000		Aug-25	28,573	\$1,503
10	LTF	Mainline	FT	DCP MIDSTREAM MARKETING, LLC	210725	41272000		Sep-25	36,343	\$1,912
11	LTF	Mainline	FT	DCP MIDSTREAM MARKETING, LLC	210725	41272000		Oct-25	454	\$24
12	LTF	Mainline	FT	DCP MIDSTREAM MARKETING, LLC	210725	41272000		Dec-25	398	\$21
13	LTF	Mainline	FT	DCP MIDSTREAM MARKETING, LLC	210725 Total				924,185	\$48,612
14	LTF	Mainline	FT	DCP MIDSTREAM MARKETING, LLC	213516	213516		Dec-25	89,603	\$4,713
15	LTF	Mainline	FT	DCP MIDSTREAM MARKETING, LLC	213516 Total				89,603	\$4,713
16	LTF	Mainline	FT	CONCORD ENERGY LLC	214667	214667		Jul-25	3,506	\$184
17	LTF	Mainline	FT	CONCORD ENERGY LLC	214667 Total				3,506	\$184
18	LTF	Mainline	FT	CONOCOPHILLIPS COMPANY	215881	215881		Jan-25	12,735	\$670
19	LTF	Mainline	FT	CONOCOPHILLIPS COMPANY	215881	215881		Apr-25	14,541	\$765
20	LTF	Mainline	FT	CONOCOPHILLIPS COMPANY	215881	215881		May-25	1,509	\$79
21	LTF	Mainline	FT	CONOCOPHILLIPS COMPANY	215881	215881		Jun-25	47,795	\$2,514
22	LTF	Mainline	FT	CONOCOPHILLIPS COMPANY	215881	215881		Oct-25	10,660	\$561
23	LTF	Mainline	FT	CONOCOPHILLIPS COMPANY	215881 Total				87,240	\$4,589
24	LTF	Mainline	FT	BP ENERGY COMPANY	215885	215885		Apr-25	2	\$0
25	LTF	Mainline	FT	BP ENERGY COMPANY	215885 Total				2	\$0

Wyoming Interstate Company, L.L.C
Study Pursuant to S and A in Docket No. RP22-823-000
Detail of AOR Activity
For the Twelve Month Period Ending December 31, 2025

Line No.	LTF-STF	Mainline/Lateral	Rate Sched	Company Name	Agmt No.	Legacy Agmt No.	Releasing Shipper Agmt No.	Month/Year	Billed Dth	Amounts
(a)	(b)	(c)	(d)	(e)	(f)	(g)	(h)	(i)	(j)	
26	LTF	Mainline	FT	EIF KC LANDFILL GAS, LLC	216553	216553		Mar-25	209	\$11
27	LTF	Mainline	FT	EIF KC LANDFILL GAS, LLC	216553	216553		Apr-25	168	\$9
28	LTF	Mainline	FT	EIF KC LANDFILL GAS, LLC	216553	216553		May-25	728	\$38
29	LTF	Mainline	FT	EIF KC LANDFILL GAS, LLC	216553	216553		Jun-25	644	\$34
30	LTF	Mainline	FT	EIF KC LANDFILL GAS, LLC	216553	216553		Jul-25	330	\$17
31	LTF	Mainline	FT	EIF KC LANDFILL GAS, LLC	216553	216553		Aug-25	132	\$7
32	LTF	Mainline	FT	EIF KC LANDFILL GAS, LLC	216553	216553		Sep-25	495	\$26
33	LTF	Mainline	FT	EIF KC LANDFILL GAS, LLC	216553	216553		Oct-25	744	\$39
34	LTF	Mainline	FT	EIF KC LANDFILL GAS, LLC	216553	216553		Nov-25	868	\$46
35	LTF	Mainline	FT	EIF KC LANDFILL GAS, LLC	216553 Total				4,318	\$227
36	LTF	Mainline	FT	CITADEL ENERGY MARKETING LLC	216713	216713		Apr-25	13,035	\$686
37	LTF	Mainline	FT	CITADEL ENERGY MARKETING LLC	216713 Total				13,035	\$686
38	LTF	Mainline	FT	TENASKA MARKETING VENTURES	217271	217271		May-25	16	\$1
39	LTF	Mainline	FT	TENASKA MARKETING VENTURES	217271	217271		Sep-25	11	\$1
40	LTF	Mainline	FT	TENASKA MARKETING VENTURES	217271 Total				27	\$1
41	LTF	Mainline	FT	SPOTLIGHT ENERGY, LLC	217274	217274		May-25	38,413	\$2,021
42	LTF	Mainline	FT	SPOTLIGHT ENERGY, LLC	217274	217274		Jun-25	59	\$3
43	LTF	Mainline	FT	SPOTLIGHT ENERGY, LLC	217274 Total				38,472	\$2,024
44	LTF	Mainline	FT	CITADEL ENERGY MARKETING LLC	217275	217275		May-25	10,405	\$547
45	LTF	Mainline	FT	CITADEL ENERGY MARKETING LLC	217275 Total				10,405	\$547
46	LTF	Mainline	FT	CITADEL ENERGY MARKETING LLC	218314	218314		Jun-25	426	\$22
47	LTF	Mainline	FT	CITADEL ENERGY MARKETING LLC	218314 Total				426	\$22
48	LTF	Mainline	FT	CONCORD ENERGY LLC	218446	218446		Jan-25	704	\$37
49	LTF	Mainline	FT	CONCORD ENERGY LLC	218446 Total				704	\$37
50	LTF	Mainline	FT	NRG BUSINESS MARKETING LLC	219183	219183		Oct-25	1,695	\$89
51	LTF	Mainline	FT	NRG BUSINESS MARKETING LLC	219183 Total				1,695	\$89
52	LTF	Mainline	FT	SEQUENT ENERGY MANAGEMENT LLC	219208	219208		Oct-25	1,629	\$86
53	LTF	Mainline	FT	SEQUENT ENERGY MANAGEMENT LLC	219208	219208		Nov-25	18,231	\$959
54	LTF	Mainline	FT	SEQUENT ENERGY MANAGEMENT LLC	219208 Total				19,860	\$1,045

Wyoming Interstate Company, L.L.C
Study Pursuant to S and A in Docket No. RP22-823-000
Detail of AOR Activity
For the Twelve Month Period Ending December 31, 2025

Line No.	LTF-STF	Mainline/Lateral	Rate Sched	Company Name	Agmt No.	Legacy Agmt No.	Releasing Shipper Agmt No.	Month/Year	Billed Dth	Amounts
(a)	(b)	(c)	(d)	(e)	(f)	(g)	(h)	(i)	(j)	
55	LTF	Mainline	FT	BP ENERGY COMPANY	219230	219230		Jan-25	5,141	\$270
56	LTF	Mainline	FT	BP ENERGY COMPANY	219230	219230		Feb-25	1	\$0
57	LTF	Mainline	FT	BP ENERGY COMPANY	219230	219230		Mar-25	13,245	\$697
58	LTF	Mainline	FT	BP ENERGY COMPANY	219230	219230		Apr-25	10,900	\$573
59	LTF	Mainline	FT	BP ENERGY COMPANY	219230 Total				29,287	\$1,540
60	LTF	Mainline	FT	UNITED ENERGY TRADING, LLC	219656	219656		Jan-25	48,898	\$2,572
61	LTF	Mainline	FT	UNITED ENERGY TRADING, LLC	219656	219656		Mar-25	2,432	\$128
62	LTF	Mainline	FT	UNITED ENERGY TRADING, LLC	219656	219656		Jun-25	1,911	\$101
63	LTF	Mainline	FT	UNITED ENERGY TRADING, LLC	219656 Total				53,241	\$2,800
64	LTF	Mainline	FT	TENASKA MARKETING VENTURES	219999	219999		Jan-25	70,190	\$3,692
65	LTF	Mainline	FT	TENASKA MARKETING VENTURES	219999	219999		Feb-25	13,476	\$709
66	LTF	Mainline	FT	TENASKA MARKETING VENTURES	219999	219999		Mar-25	129,015	\$6,786
67	LTF	Mainline	FT	TENASKA MARKETING VENTURES	219999	219999		Apr-25	756,540	\$39,794
68	LTF	Mainline	FT	TENASKA MARKETING VENTURES	219999	219999		May-25	96,769	\$5,090
69	LTF	Mainline	FT	TENASKA MARKETING VENTURES	219999	219999		Jun-25	28,575	\$1,503
70	LTF	Mainline	FT	TENASKA MARKETING VENTURES	219999	219999		Jul-25	177,244	\$9,323
71	LTF	Mainline	FT	TENASKA MARKETING VENTURES	219999	219999		Aug-25	11,820	\$622
72	LTF	Mainline	FT	TENASKA MARKETING VENTURES	219999	219999		Sep-25	1,101,935	\$57,962
73	LTF	Mainline	FT	TENASKA MARKETING VENTURES	219999	219999		Oct-25	96,455	\$5,074
74	LTF	Mainline	FT	TENASKA MARKETING VENTURES	219999	219999		Nov-25	63,371	\$3,333
75	LTF	Mainline	FT	TENASKA MARKETING VENTURES	219999	219999		Dec-25	11,035	\$580
76	LTF	Mainline	FT	TENASKA MARKETING VENTURES	219999 Total				2,556,425	\$134,468
77	LTF	Mainline	FT	SPOTLIGHT ENERGY, LLC	220001	220001		May-25	15,155	\$797
78	LTF	Mainline	FT	SPOTLIGHT ENERGY, LLC	220001	220001		Jun-25	13,152	\$692
79	LTF	Mainline	FT	SPOTLIGHT ENERGY, LLC	220001	220001		Jul-25	1,617	\$85
80	LTF	Mainline	FT	SPOTLIGHT ENERGY, LLC	220001	220001		Sep-25	1,913	\$101
81	LTF	Mainline	FT	SPOTLIGHT ENERGY, LLC	220001	220001		Oct-25	40,574	\$2,134
82	LTF	Mainline	FT	SPOTLIGHT ENERGY, LLC	220001	220001		Nov-25	13,388	\$704
83	LTF	Mainline	FT	SPOTLIGHT ENERGY, LLC	220001	220001		Dec-25	10,109	\$532
84	LTF	Mainline	FT	SPOTLIGHT ENERGY, LLC	220001 Total				95,908	\$5,045

Wyoming Interstate Company, L.L.C
Study Pursuant to S and A in Docket No. RP22-823-000
Detail of AOR Activity
For the Twelve Month Period Ending December 31, 2025

Line No.	LTF-STF	Mainline/Lateral	Rate Sched	Company Name	Agmt No.	Legacy Agmt No.	Releasing Shipper Agmt No.	Month/Year	Billed Dth	Amounts	
(a)	(b)	(c)	(d)	(e)	(f)	(g)	(h)	(i)	(j)		
85	LTF	Mainline	FT	CIMA ENERGY, LP	220198	220198	216493	Jan-25	58,207	\$3,062	
86	LTF	Mainline	FT	CIMA ENERGY, LP	220198	220198	216493	Feb-25	39,214	\$2,063	
87	LTF	Mainline	FT	CIMA ENERGY, LP	220198	220198	216493	Mar-25	266,044	\$13,994	
88	LTF	Mainline	FT	CIMA ENERGY, LP	220198	220198	216493	Apr-25	16,877	\$888	
89	LTF	Mainline	FT	CIMA ENERGY, LP	220198	220198	216493	May-25	42,533	\$2,237	
90	LTF	Mainline	FT	CIMA ENERGY, LP	220198	220198	216493	Jun-25	24,684	\$1,298	
91	LTF	Mainline	FT	CIMA ENERGY, LP	220198	220198	216493	Jul-25	22,794	\$1,199	
92	LTF	Mainline	FT	CIMA ENERGY, LP	220198	220198	216493	Aug-25	47,924	\$2,521	
93	LTF	Mainline	FT	CIMA ENERGY, LP	220198	220198	216493	Sep-25	355,885	\$18,720	
94	LTF	Mainline	FT	CIMA ENERGY, LP	220198	220198	216493	Oct-25	107,831	\$5,672	
95	LTF	Mainline	FT	CIMA ENERGY, LP	220198	220198	216493	Nov-25	37,685	\$1,982	
96	LTF	Mainline	FT	CIMA ENERGY, LP	220198	220198	216493	Dec-25	14,589	\$767	
97	LTF	Mainline	FT	CIMA ENERGY, LP	220198 Total					1,034,267	\$54,402
98	LTF	Mainline	FT	TENASKA MARKETING VENTURES	220416	220416		Mar-25	661	\$35	
99	LTF	Mainline	FT	TENASKA MARKETING VENTURES	220416 Total					661	\$35
100	LTF	Mainline	FT	MIECO LLC	220454	220454		Oct-25	1	\$0	
101	LTF	Mainline	FT	MIECO LLC	220454 Total					1	\$0
102	LTF	Mainline	FT	CITIGROUP ENERGY INC.	220944	220944		Aug-25	2,975	\$156	
103	LTF	Mainline	FT	CITIGROUP ENERGY INC.	220944	220944		Nov-25	10,186	\$536	
104	LTF	Mainline	FT	CITIGROUP ENERGY INC.	220944	220944		Dec-25	78,275	\$4,117	
105	LTF	Mainline	FT	CITIGROUP ENERGY INC.	220944 Total					91,436	\$4,810
106	LTF	Mainline	FT	WYOMING PRODUCER CONSUMER ALLIANCE	221056	221056	215933	Jan-25	2,252	\$202	
107	LTF	Mainline	FT	WYOMING PRODUCER CONSUMER ALLIANCE	221056 Total					2,252	\$202
108	LTF	Mainline	FT	TENASKA MARKETING VENTURES	221337	221337		Nov-25	3	\$0	
109	LTF	Mainline	FT	TENASKA MARKETING VENTURES	221337 Total					3	\$0
110	LTF	Mainline	FT	TENASKA MARKETING VENTURES	221436	221436		Aug-25	85	\$8	
111	LTF	Mainline	FT	TENASKA MARKETING VENTURES	221436	221436		Nov-25	2,985	\$268	
112	LTF	Mainline	FT	TENASKA MARKETING VENTURES	221436 Total					3,070	\$276
113	LTF	Mainline	FT	ARCHER ENERGY, LLC	221603	221603	215933	Oct-25	1,396	\$125	
114	LTF	Mainline	FT	ARCHER ENERGY, LLC	221603 Total					1,396	\$125

Wyoming Interstate Company, L.L.C
Study Pursuant to S and A in Docket No. RP22-823-000
Detail of AOR Activity
For the Twelve Month Period Ending December 31, 2025

Line No.	LTF-STF	Mainline/Lateral	Rate Sched	Company Name	Agmt No.	Legacy Agmt No.	Releasing Shipper Agmt No.	Month/Year	Billed Dth	Amounts
(a)	(b)	(c)	(d)	(e)	(f)	(g)	(h)	(i)	(j)	
115	LTF	Mainline	FT	WYOMING PRODUCER CONSUMER ALLIANCE	221604	221604	215933	Oct-25	117	\$11
116	LTF	Mainline	FT	WYOMING PRODUCER CONSUMER ALLIANCE	221604 Total				117	\$11
117	Total Authorized Overrun Long-Term Firm - Mainline								5,180,261	\$272,737
118	LTF	Medicine Bow	FT	EOG RESOURCES, INC.	214934	214934		Jan-25	30,228	\$2,718
119	LTF	Medicine Bow	FT	EOG RESOURCES, INC.	214934	214934		Apr-25	74,748	\$6,720
120	LTF	Medicine Bow	FT	EOG RESOURCES, INC.	214934	214934		May-25	1,941	\$175
121	LTF	Medicine Bow	FT	EOG RESOURCES, INC.	214934	214934		Jun-25	235,218	\$21,146
122	LTF	Medicine Bow	FT	EOG RESOURCES, INC.	214934	214934		Jul-25	52,735	\$4,741
123	LTF	Medicine Bow	FT	EOG RESOURCES, INC.	214934 Total				394,870	\$35,499
124	LTF	Medicine Bow	FT	TALLGRASS INTERSTATE GAS TRANSMISSION, LLC	215908	215908		Jan-25	255,165	\$22,939
125	LTF	Medicine Bow	FT	TALLGRASS INTERSTATE GAS TRANSMISSION, LLC	215908	215908		Feb-25	33,065	\$2,973
126	LTF	Medicine Bow	FT	TALLGRASS INTERSTATE GAS TRANSMISSION, LLC	215908	215908		Mar-25	106,325	\$9,559
127	LTF	Medicine Bow	FT	TALLGRASS INTERSTATE GAS TRANSMISSION, LLC	215908	215908		Jun-25	167,545	\$15,062
128	LTF	Medicine Bow	FT	TALLGRASS INTERSTATE GAS TRANSMISSION, LLC	215908	215908		Jul-25	290,005	\$26,071
129	LTF	Medicine Bow	FT	TALLGRASS INTERSTATE GAS TRANSMISSION, LLC	215908	215908		Aug-25	110,260	\$9,912
130	LTF	Medicine Bow	FT	TALLGRASS INTERSTATE GAS TRANSMISSION, LLC	215908	215908		Sep-25	363,810	\$32,706
131	LTF	Medicine Bow	FT	TALLGRASS INTERSTATE GAS TRANSMISSION, LLC	215908	215908		Oct-25	55,840	\$5,020
132	LTF	Medicine Bow	FT	TALLGRASS INTERSTATE GAS TRANSMISSION, LLC	215908	215908		Dec-25	37,680	\$3,387
133	LTF	Medicine Bow	FT	TALLGRASS INTERSTATE GAS TRANSMISSION, LLC	215908 Total				1,419,695	\$127,630
134	LTF	Medicine Bow	FT	MIECO LLC	218673	218673		May-25	2,500	\$225
135	LTF	Medicine Bow	FT	MIECO LLC	218673 Total				2,500	\$225

Wyoming Interstate Company, L.L.C
Study Pursuant to S and A in Docket No. RP22-823-000
Detail of AOR Activity
For the Twelve Month Period Ending December 31, 2025

Line No.	LTF-STF	Mainline/Lateral	Rate Sched	Company Name	Agmt No.	Legacy Agmt No.	Releasing Shipper Agmt No.	Month/Year	Billed Dth	Amounts
(a)	(b)	(c)	(d)	(e)	(f)	(g)	(h)	(i)	(j)	
136	LTF	Medicine Bow	FT	CONTINENTAL RESOURCES, INC.	219334	219334		Jan-25	305,439	\$27,459
137	LTF	Medicine Bow	FT	CONTINENTAL RESOURCES, INC.	219334	219334		Feb-25	290,999	\$26,161
138	LTF	Medicine Bow	FT	CONTINENTAL RESOURCES, INC.	219334	219334		Mar-25	353,441	\$31,774
139	LTF	Medicine Bow	FT	CONTINENTAL RESOURCES, INC.	219334	219334		Apr-25	276,124	\$24,824
140	LTF	Medicine Bow	FT	CONTINENTAL RESOURCES, INC.	219334	219334		May-25	503,937	\$45,304
141	LTF	Medicine Bow	FT	CONTINENTAL RESOURCES, INC.	219334	219334		Jun-25	149,479	\$13,438
142	LTF	Medicine Bow	FT	CONTINENTAL RESOURCES, INC.	219334	219334		Jul-25	81,097	\$7,291
143	LTF	Medicine Bow	FT	CONTINENTAL RESOURCES, INC.	219334	219334		Aug-25	366,983	\$32,992
144	LTF	Medicine Bow	FT	CONTINENTAL RESOURCES, INC.	219334	219334		Sep-25	265,682	\$23,885
145	LTF	Medicine Bow	FT	CONTINENTAL RESOURCES, INC.	219334	219334		Oct-25	261,361	\$23,496
146	LTF	Medicine Bow	FT	CONTINENTAL RESOURCES, INC.	219334	219334		Nov-25	420,264	\$37,782
147	LTF	Medicine Bow	FT	CONTINENTAL RESOURCES, INC.	219334	219334		Dec-25	365,725	\$32,879
148	LTF	Medicine Bow	FT	CONTINENTAL RESOURCES, INC.	219334 Total				3,640,531	\$327,284
149	LTF	Medicine Bow	FT	CIMA ENERGY, LP	220198	220198		Jan-25	79,884	\$7,182
150	LTF	Medicine Bow	FT	CIMA ENERGY, LP	220198	220198		Feb-25	114,824	\$10,323
151	LTF	Medicine Bow	FT	CIMA ENERGY, LP	220198	220198		Mar-25	404,771	\$36,389
152	LTF	Medicine Bow	FT	CIMA ENERGY, LP	220198	220198		Apr-25	215,348	\$19,360
153	LTF	Medicine Bow	FT	CIMA ENERGY, LP	220198	220198		May-25	350,896	\$31,546
154	LTF	Medicine Bow	FT	CIMA ENERGY, LP	220198	220198		Jun-25	236,814	\$21,290
155	LTF	Medicine Bow	FT	CIMA ENERGY, LP	220198	220198		Jul-25	386,535	\$34,749
156	LTF	Medicine Bow	FT	CIMA ENERGY, LP	220198	220198		Aug-25	422,565	\$37,989
157	LTF	Medicine Bow	FT	CIMA ENERGY, LP	220198	220198		Sep-25	526,567	\$47,338
158	LTF	Medicine Bow	FT	CIMA ENERGY, LP	220198	220198		Oct-25	458,594	\$41,228
159	LTF	Medicine Bow	FT	CIMA ENERGY, LP	220198	220198		Nov-25	389,539	\$35,020
160	LTF	Medicine Bow	FT	CIMA ENERGY, LP	220198	220198		Dec-25	187,609	\$16,866
161	LTF	Medicine Bow	FT	CIMA ENERGY, LP	220198 Total				3,773,946	\$339,278
162	LTF	Medicine Bow	FT	WYOMING PRODUCER CONSUMER ALLIANCE	221056		215933	Feb-25	1,257	\$113
163	LTF	Medicine Bow	FT	WYOMING PRODUCER CONSUMER ALLIANCE	221056 Total				1,257	\$113
164	LTF	Medicine Bow	FT	TIGER NATURAL GAS, INC.	221060	221060	215933	Feb-25	92	\$8
165	LTF	Medicine Bow	FT	TIGER NATURAL GAS, INC.	221060 Total				92	\$8

Wyoming Interstate Company, L.L.C
 Study Pursuant to S and A in Docket No. RP22-823-000
 Detail of AOR Activity
 For the Twelve Month Period Ending December 31, 2025

Line No.	LTF-STF	Mainline/Lateral	Rate Sched	Company Name	Agmt No.	Legacy Agmt No.	Releasing Shipper Agmt No.	Month/Year	Billed Dth	Amounts
(a)	(b)	(c)	(d)	(e)	(f)	(g)	(h)	(i)	(j)	
166	LTF	Medicine Bow	FT	TENASKA MARKETING VENTURES	221337	221337		Apr-25	495,796	\$44,572
167	LTF	Medicine Bow	FT	TENASKA MARKETING VENTURES	221337	221337		May-25	70,345	\$6,324
168	LTF	Medicine Bow	FT	TENASKA MARKETING VENTURES	221337	221337		Jun-25	1	\$0
169	LTF	Medicine Bow	FT	TENASKA MARKETING VENTURES	221337	221337		Jul-25	288,911	\$25,973
170	LTF	Medicine Bow	FT	TENASKA MARKETING VENTURES	221337	221337		Aug-25	698,597	\$62,804
171	LTF	Medicine Bow	FT	TENASKA MARKETING VENTURES	221337	221337		Oct-25	90	\$8
172	LTF	Medicine Bow	FT	TENASKA MARKETING VENTURES	221337	221337		Nov-25	13,978	\$1,257
173	LTF	Medicine Bow	FT	TENASKA MARKETING VENTURES	221337	221337		Dec-25	1,768	\$159
174	LTF	Medicine Bow	FT	TENASKA MARKETING VENTURES	221337 Total				1,569,486	\$141,097
175	LTF	Medicine Bow	FT	TENASKA MARKETING VENTURES	221436	221436		Apr-25	36,654	\$3,295
176	LTF	Medicine Bow	FT	TENASKA MARKETING VENTURES	221436	221436		May-25	387,167	\$34,806
177	LTF	Medicine Bow	FT	TENASKA MARKETING VENTURES	221436	221436		Jun-25	709,315	\$63,767
178	LTF	Medicine Bow	FT	TENASKA MARKETING VENTURES	221436	221436		Jul-25	232,618	\$20,912
179	LTF	Medicine Bow	FT	TENASKA MARKETING VENTURES	221436	221436		Sep-25	613,941	\$55,193
180	LTF	Medicine Bow	FT	TENASKA MARKETING VENTURES	221436	221436		Oct-25	897,218	\$80,660
181	LTF	Medicine Bow	FT	TENASKA MARKETING VENTURES	221436	221436		Nov-25	196,160	\$17,635
182	LTF	Medicine Bow	FT	TENASKA MARKETING VENTURES	221436	221436		Dec-25	67,518	\$6,070
183	LTF	Medicine Bow	FT	TENASKA MARKETING VENTURES	221436 Total				3,140,591	\$282,339
184	LTF	Medicine Bow	FT	WYOMING PRODUCER CONSUMER ALLIANCE	221604	221604		Nov-25	460	\$41
185	LTF	Medicine Bow	FT	WYOMING PRODUCER CONSUMER ALLIANCE	221604 Total				460	\$41
186	LTF	Medicine Bow	FT	MIECO LLC	221655	221655		Jul-25	2	\$0
187	LTF	Medicine Bow	FT	MIECO LLC	221655	221655		Aug-25	432	\$39
188	LTF	Medicine Bow	FT	MIECO LLC	221655	221655		Oct-25	11	\$1
189	LTF	Medicine Bow	FT	MIECO LLC	221655	221655		Nov-25	3,275	\$294
190	LTF	Medicine Bow	FT	MIECO LLC	221655 Total				3,720	\$334
191	LTF	Medicine Bow	FT	TENASKA MARKETING VENTURES	221777	221777		Nov-25	826	\$74
192	LTF	Medicine Bow	FT	TENASKA MARKETING VENTURES	221777 Total				826	\$74
193	Total Authorized Overrun Long-Term Firm - Medicine Bow								13,947,974	\$1,253,922
194	LTF	Piceance	FT	CITADEL ENERGY MARKETING LLC	218314	218314		Jun-25	426	\$60
195	LTF	Piceance	FT	CITADEL ENERGY MARKETING LLC	218314 Total				426	\$60

Wyoming Interstate Company, L.L.C
Study Pursuant to S and A in Docket No. RP22-823-000
Detail of AOR Activity
For the Twelve Month Period Ending December 31, 2025

Line No.	LTF-STF	Mainline/Lateral	Rate Sched	Company Name	Agmt No.	Legacy Agmt No.	Releasing Shipper Agmt No.	Month/Year	Billed Dth	Amounts
(a)	(b)	(c)	(d)	(e)	(f)	(g)	(h)	(i)	(j)	
196	LTF	Piceance	FT	NRG BUSINESS MARKETING LLC	219183	219183		Jan-25	114	\$16
197	LTF	Piceance	FT	NRG BUSINESS MARKETING LLC	219183	219183		Oct-25	1,695	\$239
198	LTF	Piceance	FT	NRG BUSINESS MARKETING LLC	219183 Total				1,809	\$255
199	LTF	Piceance	FT	NRG BUSINESS MARKETING LLC	219188	219188		Jan-25	1,310	\$185
200	LTF	Piceance	FT	NRG BUSINESS MARKETING LLC	219188	219188		Feb-25	602	\$85
201	LTF	Piceance	FT	NRG BUSINESS MARKETING LLC	219188	219188		Jun-25	55	\$8
202	LTF	Piceance	FT	NRG BUSINESS MARKETING LLC	219188	219188		Aug-25	145	\$21
203	LTF	Piceance	FT	NRG BUSINESS MARKETING LLC	219188	219188		Sep-25	18	\$3
204	LTF	Piceance	FT	NRG BUSINESS MARKETING LLC	219188 Total				2,130	\$301
205	LTF	Piceance	FT	BP ENERGY COMPANY	219230	219230		Feb-25	1	\$0
206	LTF	Piceance	FT	BP ENERGY COMPANY	219230	219230		Mar-25	6	\$1
207	LTF	Piceance	FT	BP ENERGY COMPANY	219230	219230		Oct-25	78	\$11
208	LTF	Piceance	FT	BP ENERGY COMPANY	219230 Total				85	\$12
209	LTF	Piceance	FT	TENASKA MARKETING VENTURES	220416	220416		Mar-25	661	\$93
210	LTF	Piceance	FT	TENASKA MARKETING VENTURES	220416 Total				661	\$93
211	Total Authorized Overrun Long-Term Firm - Piceance								5,111	\$721
212	LTF	Kanda	FT	MIECO LLC	220454	220454		Oct-25	2,491	\$361
213	LTF	Kanda	FT	MIECO LLC	220454 Total				2,491	\$361
214	Total Authorized Overrun Long-Term Firm - Kanda								2,491	\$361
215	Total WIC System Authorized Overrun Long-Term Firm								19,135,837	\$1,527,741
216	STF	Mainline	FT	DXT COMMODITIES NORTH AMERICA INC.	221315	221315		Jan-25	2,509	\$132
217	STF	Mainline	FT	DXT COMMODITIES NORTH AMERICA INC.	221315 Total				2,509	\$132
218	Total Authorized Overrun Short-Term Firm - Mainline								2,509	\$132
219	STF	Medicine Bow	FT	TENASKA MARKETING VENTURES	221194	221194		Jan-25	1,469,651	\$132,122
220	STF	Medicine Bow	FT	TENASKA MARKETING VENTURES	221194	221194		Feb-25	1,312,511	\$117,995
221	STF	Medicine Bow	FT	TENASKA MARKETING VENTURES	221194	221194		Mar-25	1,471,928	\$132,326
222	STF	Medicine Bow	FT	TENASKA MARKETING VENTURES	221194 Total				4,254,090	\$382,443

Wyoming Interstate Company, L.L.C
Study Pursuant to S and A in Docket No. RP22-823-000
Detail of AOR Activity
For the Twelve Month Period Ending December 31, 2025

Line No.	LTF-STF	Mainline/Lateral	Rate Sched	Company Name	Agmt No.	Legacy Agmt No.	Releasing Shipper Agmt No.	Month/Year	Billed Dth	Amounts
	(a)	(b)	(c)	(d)	(e)	(f)	(g)	(h)	(i)	(j)
223	STF	Medicine Bow	FT	MIECO LLC	221376	221376		Feb-25	1,060	\$95
224	STF	Medicine Bow	FT	MIECO LLC	221376	221376		Mar-25	134	\$12
225	STF	Medicine Bow	FT	MIECO LLC	221376 Total				1,194	\$107
226	Total Authorized Overrun Short-Term Firm - Medicine Bow								4,255,284	\$382,550
227	Total WIC System Authorized Overrun Short-Term Firm								4,257,793	\$382,682
228	Total WIC System Authorized Overrun								23,393,630	\$1,910,423
229	Transportation by Others - Authorized Overrun Long-Term Firm									
230	LTF	Overthrust	FT	NRG BUSINESS MARKETING LLC	219183	219183		Oct-25	1,695	\$85
231	LTF	Overthrust	FT	NRG BUSINESS MARKETING LLC	219183 Total				1,695	\$85
232	LTF	Overthrust	FT	SEQUENT ENERGY MANAGEMENT LLC	219208	219208		Nov-25	15,069	\$753
233	LTF	Overthrust	FT	SEQUENT ENERGY MANAGEMENT LLC	219208 Total				15,069	\$753
234	LTF	Overthrust	FT	SPOTLIGHT ENERGY, LLC	220001	220001		Dec-25	4,047	\$202
235	LTF	Overthrust	FT	SPOTLIGHT ENERGY, LLC	220001 Total				4,047	\$202
236	LTF	Overthrust	FT	MIECO LLC	220454	220454		Aug-25	7,900	\$395
237	LTF	Overthrust	FT	MIECO LLC	220454 Total				7,900	\$395
238	Total Authorized Overrun Long-Term Firm - Overthrust								28,711	\$1,436
239	Total Transportation by Others Authorized Overrun Long-Term Firm								28,711	\$1,436
240	Total Authorized Overrun								23,422,341	\$1,911,858

Wyoming Interstate Company, L.L.C
Study Pursuant to S and A in Docket No. RP22-823-000
Detail of PAL Activity
For the Twelve Month Period Ending December 31, 2025

Line No.	LTF-STF	Rate Sched	Lateral	Company Name	Agmt No.	Legacy Agmt No.	Month/Year	Billed Dth	Amounts
	(a)	(b)	(c)	(d)	(e)	(f)	(g)	(h)	(i)
1	Interruptible	PAL	No Lateral Designation	MIECO LLC	216036	216036	Jan-25	138,953	\$3,832
2	Interruptible	PAL	No Lateral Designation	MIECO LLC	216036	216036	Feb-25	73,035	\$1,980
3	Interruptible	PAL	No Lateral Designation	MIECO LLC	216036	216036	Mar-25	58,240	\$1,607
4	Interruptible	PAL	No Lateral Designation	MIECO LLC	216036	216036	Apr-25	78,771	\$2,117
5	Interruptible	PAL	No Lateral Designation	MIECO LLC	216036	216036	May-25	130,605	\$3,555
6	Interruptible	PAL	No Lateral Designation	MIECO LLC	216036	216036	Jun-25	89,180	\$2,450
7	Interruptible	PAL	No Lateral Designation	MIECO LLC	216036	216036	Jul-25	85,766	\$2,349
8	Interruptible	PAL	No Lateral Designation	MIECO LLC	216036	216036	Aug-25	46,119	\$1,272
9	Interruptible	PAL	No Lateral Designation	MIECO LLC	216036	216036	Sep-25	91,130	\$2,512
10	Interruptible	PAL	No Lateral Designation	MIECO LLC	216036	216036	Oct-25	99,500	\$2,695
11	Interruptible	PAL	No Lateral Designation	MIECO LLC	216036	216036	Nov-25	65,603	\$1,811
12	Interruptible	PAL	No Lateral Designation	MIECO LLC	216036	216036	Dec-25	167,650	\$4,595
13	Interruptible	PAL	No Lateral Designation	MIECO LLC	216036 Total			1,124,552	\$30,775
14	Interruptible	PAL	No Lateral Designation	NRG BUSINESS MARKETING LLC	220667	220667	Jan-25	59,821	\$1,651
15	Interruptible	PAL	No Lateral Designation	NRG BUSINESS MARKETING LLC	220667	220667	Feb-25	20,114	\$552
16	Interruptible	PAL	No Lateral Designation	NRG BUSINESS MARKETING LLC	220667	220667	Mar-25	3,061	\$67
17	Interruptible	PAL	No Lateral Designation	NRG BUSINESS MARKETING LLC	220667	220667	Apr-25	30,410	\$820
18	Interruptible	PAL	No Lateral Designation	NRG BUSINESS MARKETING LLC	220667	220667	May-25	18,645	\$468
19	Interruptible	PAL	No Lateral Designation	NRG BUSINESS MARKETING LLC	220667	220667	Oct-25	2,881	\$76
20	Interruptible	PAL	No Lateral Designation	NRG BUSINESS MARKETING LLC	220667	220667	Nov-25	25,491	\$704
21	Interruptible	PAL	No Lateral Designation	NRG BUSINESS MARKETING LLC	220667	220667	Dec-25	3,582	\$99
22	Interruptible	PAL	No Lateral Designation	NRG BUSINESS MARKETING LLC	220667 Total			164,005	\$4,436
23	Interruptible	PAL	No Lateral Designation	MIECO LLC	221213	221213	Jan-25	140,000	\$3,850
24	Interruptible	PAL	No Lateral Designation	MIECO LLC	221213	221213	Feb-25	949	\$0
25	Interruptible	PAL	No Lateral Designation	MIECO LLC	221213 Total			140,949	\$3,850
26	Interruptible	PAL	No Lateral Designation	MIECO LLC	221224	221224	Jan-25	140,000	\$3,836
27	Interruptible	PAL	No Lateral Designation	MIECO LLC	221224 Total			140,000	\$3,836

Wyoming Interstate Company, L.L.C
Study Pursuant to S and A in Docket No. RP22-823-000
Detail of PAL Activity
For the Twelve Month Period Ending December 31, 2025

Line No.	LTF-STF	Rate Sched	Lateral	Company Name	Agmt No.	Legacy Agmt No.	Month/Year	Billed Dth	Amounts
	(a)	(b)	(c)	(d)	(e)	(f)	(g)	(h)	(i)
28	Interruptible	PAL	No Lateral Designation	MIECO LLC	221233	221233	Jan-25	200,000	\$5,520
29	Interruptible	PAL	No Lateral Designation	MIECO LLC	221233	221233	Feb-25	166	\$0
30	Interruptible	PAL	No Lateral Designation	MIECO LLC	221233 Total			200,166	\$5,520
31	Interruptible	PAL	No Lateral Designation	MIECO LLC	221246	221246	Jan-25	2,776,288	\$77,471
32	Interruptible	PAL	No Lateral Designation	MIECO LLC	221246	221246	Feb-25	1,193,754	\$34,988
33	Interruptible	PAL	No Lateral Designation	MIECO LLC	221246 Total			3,970,042	\$112,458
34	Interruptible	PAL	No Lateral Designation	RADIATE ENERGY LLC	221270	221270	Jan-25	2,301	\$64
35	Interruptible	PAL	No Lateral Designation	RADIATE ENERGY LLC	221270	221270	Feb-25	3,870	\$107
36	Interruptible	PAL	No Lateral Designation	RADIATE ENERGY LLC	221270	221270	Mar-25	55	\$2
37	Interruptible	PAL	No Lateral Designation	RADIATE ENERGY LLC	221270	221270	Apr-25	7,613	\$192
38	Interruptible	PAL	No Lateral Designation	RADIATE ENERGY LLC	221270	221270	May-25	1,600	\$33
39	Interruptible	PAL	No Lateral Designation	RADIATE ENERGY LLC	221270 Total			15,439	\$397
40	Interruptible	PAL	No Lateral Designation	CITIGROUP ENERGY INC.	221273	221273	Jan-25	899,000	\$22,475
41	Interruptible	PAL	No Lateral Designation	CITIGROUP ENERGY INC.	221273 Total			899,000	\$22,475
42	Interruptible	PAL	No Lateral Designation	CITIGROUP ENERGY INC.	221277	221277	Jan-25	930,000	\$23,250
43	Interruptible	PAL	No Lateral Designation	CITIGROUP ENERGY INC.	221277 Total			930,000	\$23,250
44	Interruptible	PAL	No Lateral Designation	CITIGROUP ENERGY INC.	221338	221338	Jan-25	1,140,000	\$28,200
45	Interruptible	PAL	No Lateral Designation	CITIGROUP ENERGY INC.	221338 Total			1,140,000	\$28,200
46	Interruptible	PAL	No Lateral Designation	MIECO LLC	221351	221351	Jan-25	360,000	\$9,500
47	Interruptible	PAL	No Lateral Designation	MIECO LLC	221351	221351	Feb-25	420,000	\$10,500
48	Interruptible	PAL	No Lateral Designation	MIECO LLC	221351 Total			780,000	\$20,000
49	Interruptible	PAL	No Lateral Designation	MIECO LLC	221353	221353	Jan-25	340,000	\$9,000
50	Interruptible	PAL	No Lateral Designation	MIECO LLC	221353	221353	Feb-25	360,000	\$9,000
51	Interruptible	PAL	No Lateral Designation	MIECO LLC	221353 Total			700,000	\$18,000

Wyoming Interstate Company, L.L.C
Study Pursuant to S and A in Docket No. RP22-823-000
Detail of PAL Activity
For the Twelve Month Period Ending December 31, 2025

Line No.	LTF-STF	Rate Sched	Lateral	Company Name	Agmt No.	Legacy Agmt No.	Month/Year	Billed Dth	Amounts
	(a)	(b)	(c)	(d)	(e)	(f)	(g)	(h)	(i)
52	Interruptible	PAL	No Lateral Designation	KOCH ENERGY SERVICES, LLC	221377	221377	Jan-25	60,000	\$1,500
53	Interruptible	PAL	No Lateral Designation	KOCH ENERGY SERVICES, LLC	221377	221377	Feb-25	540,000	\$13,500
54	Interruptible	PAL	No Lateral Designation	KOCH ENERGY SERVICES, LLC	221377	221377	Nov-25	1	\$0
55	Interruptible	PAL	No Lateral Designation	KOCH ENERGY SERVICES, LLC	221377 Total			600,001	\$15,000
56	Interruptible	PAL	No Lateral Designation	KOCH ENERGY SERVICES, LLC	221381	221381	Jan-25	31,000	\$775
57	Interruptible	PAL	No Lateral Designation	KOCH ENERGY SERVICES, LLC	221381	221381	Feb-25	217,000	\$5,425
58	Interruptible	PAL	No Lateral Designation	KOCH ENERGY SERVICES, LLC	221381 Total			248,000	\$6,200
59	Interruptible	PAL	No Lateral Designation	KOCH ENERGY SERVICES, LLC	221388	221388	Feb-25	420,000	\$10,500
60	Interruptible	PAL	No Lateral Designation	KOCH ENERGY SERVICES, LLC	221388	221388	Nov-25	1	\$0
61	Interruptible	PAL	No Lateral Designation	KOCH ENERGY SERVICES, LLC	221388 Total			420,001	\$10,500
62	Interruptible	PAL	No Lateral Designation	RADIATE ENERGY LLC	221441	221441	Mar-25	70,000	\$2,000
63	Interruptible	PAL	No Lateral Designation	RADIATE ENERGY LLC	221441 Total			70,000	\$2,000
64	Interruptible	PAL	No Lateral Designation	MIECO LLC	221481	221481	Mar-25	350,000	\$8,750
65	Interruptible	PAL	No Lateral Designation	MIECO LLC	221481	221481	Apr-25	350,000	\$8,750
66	Interruptible	PAL	No Lateral Designation	MIECO LLC	221481	221481	Aug-25	1,500	\$0
67	Interruptible	PAL	No Lateral Designation	MIECO LLC	221481 Total			701,500	\$17,500
68	Interruptible	PAL	No Lateral Designation	MIECO LLC	221488	221488	Mar-25	600,000	\$15,000
69	Interruptible	PAL	No Lateral Designation	MIECO LLC	221488	221488	Apr-25	720,000	\$18,000
70	Interruptible	PAL	No Lateral Designation	MIECO LLC	221488	221488	Jul-25	300	\$0
71	Interruptible	PAL	No Lateral Designation	MIECO LLC	221488 Total			1,320,300	\$33,000
72	Interruptible	PAL	No Lateral Designation	KOCH ENERGY SERVICES, LLC	221500	221500	Mar-25	360,000	\$8,100
73	Interruptible	PAL	No Lateral Designation	KOCH ENERGY SERVICES, LLC	221500	221500	Apr-25	1,080,000	\$27,000
74	Interruptible	PAL	No Lateral Designation	KOCH ENERGY SERVICES, LLC	221500 Total			1,440,000	\$35,100

Wyoming Interstate Company, L.L.C
Study Pursuant to S and A in Docket No. RP22-823-000
Detail of PAL Activity
For the Twelve Month Period Ending December 31, 2025

Line No.	LTF-STF	Rate Sched	Lateral	Company Name	Agmt No.	Legacy Agmt No.	Month/Year	Billed Dth	Amounts
	(a)	(b)	(c)	(d)	(e)	(f)	(g)	(h)	(i)
75	Interruptible	PAL	No Lateral Designation	CONCORD ENERGY LLC	221518	221518	Mar-25	124,000	\$3,100
76	Interruptible	PAL	No Lateral Designation	CONCORD ENERGY LLC	221518	221518	Apr-25	930,000	\$23,250
77	Interruptible	PAL	No Lateral Designation	CONCORD ENERGY LLC	221518	221518	May-25	558,000	\$13,950
78	Interruptible	PAL	No Lateral Designation	CONCORD ENERGY LLC	221518 Total			1,612,000	\$40,300
79	Interruptible	PAL	No Lateral Designation	KOCH ENERGY SERVICES, LLC	221546	221546	Apr-25	1,440,000	\$34,800
80	Interruptible	PAL	No Lateral Designation	KOCH ENERGY SERVICES, LLC	221546	221546	May-25	480,000	\$12,000
81	Interruptible	PAL	No Lateral Designation	KOCH ENERGY SERVICES, LLC	221546 Total			1,920,000	\$46,800
82	Interruptible	PAL	No Lateral Designation	KOCH ENERGY SERVICES, LLC	221559	221559	Apr-25	310,000	\$7,750
83	Interruptible	PAL	No Lateral Designation	KOCH ENERGY SERVICES, LLC	221559	221559	May-25	620,000	\$15,500
84	Interruptible	PAL	No Lateral Designation	KOCH ENERGY SERVICES, LLC	221559 Total			930,000	\$23,250
85	Interruptible	PAL	No Lateral Designation	UNITED ENERGY TRADING, LLC	221577	221577	May-25	39,187	\$884
86	Interruptible	PAL	No Lateral Designation	UNITED ENERGY TRADING, LLC	221577	221577	Jun-25	4,440	\$111
87	Interruptible	PAL	No Lateral Designation	UNITED ENERGY TRADING, LLC	221577	221577	Jul-25	13,949	\$328
88	Interruptible	PAL	No Lateral Designation	UNITED ENERGY TRADING, LLC	221577	221577	Oct-25	59,511	\$1,626
89	Interruptible	PAL	No Lateral Designation	UNITED ENERGY TRADING, LLC	221577	221577	Dec-25	12,600	\$348
90	Interruptible	PAL	No Lateral Designation	UNITED ENERGY TRADING, LLC	221577 Total			129,687	\$3,297
91	Interruptible	PAL	No Lateral Designation	KOCH ENERGY SERVICES, LLC	221589	221589	May-25	270,000	\$6,675
92	Interruptible	PAL	No Lateral Designation	KOCH ENERGY SERVICES, LLC	221589	221589	Jun-25	165,000	\$4,125
93	Interruptible	PAL	No Lateral Designation	KOCH ENERGY SERVICES, LLC	221589 Total			435,000	\$10,800
94	Interruptible	PAL	No Lateral Designation	MIECO LLC	221594	221594	May-25	209,436	\$5,236
95	Interruptible	PAL	No Lateral Designation	MIECO LLC	221594	221594	Jun-25	279,248	\$6,981
96	Interruptible	PAL	No Lateral Designation	MIECO LLC	221594 Total			488,684	\$12,217
97	Interruptible	PAL	No Lateral Designation	MIECO LLC	221595	221595	May-25	220,000	\$5,400
98	Interruptible	PAL	No Lateral Designation	MIECO LLC	221595	221595	Jun-25	360,000	\$9,000
99	Interruptible	PAL	No Lateral Designation	MIECO LLC	221595 Total			580,000	\$14,400

Wyoming Interstate Company, L.L.C
Study Pursuant to S and A in Docket No. RP22-823-000
Detail of PAL Activity
For the Twelve Month Period Ending December 31, 2025

Line No.	LTF-STF	Rate Sched	Lateral	Company Name	Agmt No.	Legacy Agmt No.	Month/Year	Billed Dth	Amounts
	(a)	(b)	(c)	(d)	(e)	(f)	(g)	(h)	(i)
100	Interruptible	PAL	No Lateral Designation	KOCH ENERGY SERVICES, LLC	221605	221605	May-25	359,973	\$8,199
101	Interruptible	PAL	No Lateral Designation	KOCH ENERGY SERVICES, LLC	221605	221605	Jun-25	599,955	\$14,999
102	Interruptible	PAL	No Lateral Designation	KOCH ENERGY SERVICES, LLC	221605 Total			959,928	\$23,198
103	Interruptible	PAL	No Lateral Designation	KOCH ENERGY SERVICES, LLC	221617	221617	Jun-25	400,000	\$10,000
104	Interruptible	PAL	No Lateral Designation	KOCH ENERGY SERVICES, LLC	221617 Total			400,000	\$10,000
105	Interruptible	PAL	No Lateral Designation	UNITED ENERGY TRADING, LLC	221619	221619	Jul-25	1,235,000	\$24,700
106	Interruptible	PAL	No Lateral Designation	UNITED ENERGY TRADING, LLC	221619 Total			1,235,000	\$24,700
107	Interruptible	PAL	No Lateral Designation	KOCH ENERGY SERVICES, LLC	221637	221637	Jun-25	570,000	\$14,250
108	Interruptible	PAL	No Lateral Designation	KOCH ENERGY SERVICES, LLC	221637	221637	Jul-25	510,000	\$12,750
109	Interruptible	PAL	No Lateral Designation	KOCH ENERGY SERVICES, LLC	221637	221637	Nov-25	1	\$0
110	Interruptible	PAL	No Lateral Designation	KOCH ENERGY SERVICES, LLC	221637 Total			1,080,001	\$27,000
111	Interruptible	PAL	No Lateral Designation	UNITED ENERGY TRADING, LLC	221642	221642	Jun-25	240,000	\$6,000
112	Interruptible	PAL	No Lateral Designation	UNITED ENERGY TRADING, LLC	221642 Total			240,000	\$6,000
113	Interruptible	PAL	No Lateral Designation	UNITED ENERGY TRADING, LLC	221645	221645	Jun-25	450,000	\$11,250
114	Interruptible	PAL	No Lateral Designation	UNITED ENERGY TRADING, LLC	221645	221645	Jul-25	90,000	\$2,250
115	Interruptible	PAL	No Lateral Designation	UNITED ENERGY TRADING, LLC	221645 Total			540,000	\$13,500
116	Interruptible	PAL	No Lateral Designation	ECO-ENERGY NATURAL GAS, LLC	221675	221675	Aug-25	930,000	\$23,250
117	Interruptible	PAL	No Lateral Designation	ECO-ENERGY NATURAL GAS, LLC	221675	221675	Sep-25	510,000	\$12,750
118	Interruptible	PAL	No Lateral Designation	ECO-ENERGY NATURAL GAS, LLC	221675 Total			1,440,000	\$36,000
119	Interruptible	PAL	No Lateral Designation	MIECO LLC	221676	221676	Jul-25	160,000	\$4,000
120	Interruptible	PAL	No Lateral Designation	MIECO LLC	221676 Total			160,000	\$4,000
121	Interruptible	PAL	No Lateral Designation	ECO-ENERGY NATURAL GAS, LLC	221678	221678	Aug-25	2,480,000	\$62,000
122	Interruptible	PAL	No Lateral Designation	ECO-ENERGY NATURAL GAS, LLC	221678	221678	Sep-25	1,680,000	\$42,000
123	Interruptible	PAL	No Lateral Designation	ECO-ENERGY NATURAL GAS, LLC	221678 Total			4,160,000	\$104,000

Wyoming Interstate Company, L.L.C
Study Pursuant to S and A in Docket No. RP22-823-000
Detail of PAL Activity
For the Twelve Month Period Ending December 31, 2025

Line No.	LTF-STF	Rate Sched	Lateral	Company Name	Agmt No.	Legacy Agmt No.	Month/Year	Billed Dth	Amounts	
	(a)	(b)	(c)	(d)	(e)	(f)	(g)	(h)	(i)	
124	Interruptible	PAL	No Lateral Designation	KOCH ENERGY SERVICES, LLC	221734	221734	Aug-25	330,000	\$7,800	
125	Interruptible	PAL	No Lateral Designation	KOCH ENERGY SERVICES, LLC	221734 Total			330,000	\$7,800	
126	Interruptible	PAL	No Lateral Designation	KOCH ENERGY SERVICES, LLC	221743	221743	Aug-25	495,000	\$9,900	
127	Interruptible	PAL	No Lateral Designation	KOCH ENERGY SERVICES, LLC	221743 Total			495,000	\$9,900	
128	Interruptible	PAL	No Lateral Designation	LAND'S END ENERGY, LLC	221747	221747	Aug-25	300,000	\$7,200	
129	Interruptible	PAL	No Lateral Designation	LAND'S END ENERGY, LLC	221747 Total			300,000	\$7,200	
130	Interruptible	PAL	No Lateral Designation	LAND'S END ENERGY, LLC	221748	221748	Aug-25	330,000	\$7,800	
131	Interruptible	PAL	No Lateral Designation	LAND'S END ENERGY, LLC	221748 Total			330,000	\$7,800	
132	Interruptible	PAL	No Lateral Designation	KOCH ENERGY SERVICES, LLC	221885	221885	Nov-25	270,000	\$7,650	
133	Interruptible	PAL	No Lateral Designation	KOCH ENERGY SERVICES, LLC	221885	221885	Dec-25	465,000	\$12,788	
134	Interruptible	PAL	No Lateral Designation	KOCH ENERGY SERVICES, LLC	221885 Total			735,000	\$20,438	
135	Interruptible	PAL	No Lateral Designation	KOCH ENERGY SERVICES, LLC	221886	221886	Nov-25	420,000	\$11,100	
136	Interruptible	PAL	No Lateral Designation	KOCH ENERGY SERVICES, LLC	221886	221886	Dec-25	930,000	\$25,575	
137	Interruptible	PAL	No Lateral Designation	KOCH ENERGY SERVICES, LLC	221886 Total			1,350,000	\$36,675	
138	Total Park and Loan								34,854,255	\$881,774

Line No.	LTF-STF	Lateral	Rate Sched	Company Name	Agmt No.	Legacy Agmt No.	Releasing Shipper Agmt No.	Month/Year	Billed Dth	Amounts
(a)	(b)	(c)	(d)	(e)	(f)	(g)	(h)	(i)	(j)	
1	LTF	Mainline	FT	J. ARON & COMPANY LLC	200717	41148000		Jan-25	161,168	\$0
2	LTF	Mainline	FT	J. ARON & COMPANY LLC	200717	41148000		Feb-25	72,884	\$0
3	LTF	Mainline	FT	J. ARON & COMPANY LLC	200717	41148000		May-25	571	\$0
4	LTF	Mainline	FT	J. ARON & COMPANY LLC	200717	41148000		Jun-25	2,601	\$0
5	LTF	Mainline	FT	J. ARON & COMPANY LLC	200717	41148000		Jul-25	11,108	\$0
6	LTF	Mainline	FT	J. ARON & COMPANY LLC	200717	41148000		Aug-25	6,500	\$0
7	LTF	Mainline	FT	J. ARON & COMPANY LLC	200717	41148000		Sep-25	28,057	\$0
8	LTF	Mainline	FT	J. ARON & COMPANY LLC	200717	41148000		Oct-25	12,498	\$0
9	LTF	Mainline	FT	J. ARON & COMPANY LLC	200717	41148000		Nov-25	9,221	\$0
10	LTF	Mainline	FT	J. ARON & COMPANY LLC	200717	41148000		Dec-25	33,287	\$0
11	LTF	Mainline	FT	J. ARON & COMPANY LLC	200717 Total				337,895	\$0
12	LTF	Mainline	FT	ANADARKO ENERGY SERVICES COMPANY	201932	41222000		Jan-25	5,279,750	\$102
13	LTF	Mainline	FT	ANADARKO ENERGY SERVICES COMPANY	201932	41222000		Feb-25	4,501,232	\$0
14	LTF	Mainline	FT	ANADARKO ENERGY SERVICES COMPANY	201932	41222000		Mar-25	3,569,421	\$0
15	LTF	Mainline	FT	ANADARKO ENERGY SERVICES COMPANY	201932	41222000		Apr-25	4,503,846	\$0
16	LTF	Mainline	FT	ANADARKO ENERGY SERVICES COMPANY	201932	41222000		May-25	4,086,126	\$0
17	LTF	Mainline	FT	ANADARKO ENERGY SERVICES COMPANY	201932	41222000		Jun-25	3,470,215	\$0
18	LTF	Mainline	FT	ANADARKO ENERGY SERVICES COMPANY	201932	41222000		Jul-25	3,925,907	\$0
19	LTF	Mainline	FT	ANADARKO ENERGY SERVICES COMPANY	201932	41222000		Aug-25	6,331,383	\$0
20	LTF	Mainline	FT	ANADARKO ENERGY SERVICES COMPANY	201932	41222000		Sep-25	5,121,565	\$0
21	LTF	Mainline	FT	ANADARKO ENERGY SERVICES COMPANY	201932	41222000		Oct-25	4,975,727	\$0
22	LTF	Mainline	FT	ANADARKO ENERGY SERVICES COMPANY	201932	41222000		Nov-25	6,302,931	\$0
23	LTF	Mainline	FT	ANADARKO ENERGY SERVICES COMPANY	201932	41222000		Dec-25	8,066,776	\$0
24	LTF	Mainline	FT	ANADARKO ENERGY SERVICES COMPANY	201932 Total				60,134,879	\$102
25	LTF	Mainline	FT	DCP MIDSTREAM MARKETING, LLC	210725	41272000		Jan-25	2,591,435	\$0
26	LTF	Mainline	FT	DCP MIDSTREAM MARKETING, LLC	210725	41272000		Feb-25	964,041	\$0
27	LTF	Mainline	FT	DCP MIDSTREAM MARKETING, LLC	210725	41272000		Mar-25	3,290,649	\$0
28	LTF	Mainline	FT	DCP MIDSTREAM MARKETING, LLC	210725	41272000		Apr-25	2,851,650	\$0
29	LTF	Mainline	FT	DCP MIDSTREAM MARKETING, LLC	210725	41272000		May-25	1,059,374	\$0
30	LTF	Mainline	FT	DCP MIDSTREAM MARKETING, LLC	210725	41272000		Jun-25	1,157,288	\$0
31	LTF	Mainline	FT	DCP MIDSTREAM MARKETING, LLC	210725	41272000		Jul-25	432,465	\$0
32	LTF	Mainline	FT	DCP MIDSTREAM MARKETING, LLC	210725	41272000		Aug-25	1,360,793	\$0
33	LTF	Mainline	FT	DCP MIDSTREAM MARKETING, LLC	210725	41272000		Sep-25	949,403	\$0
34	LTF	Mainline	FT	DCP MIDSTREAM MARKETING, LLC	210725	41272000		Oct-25	1,300,880	\$0
35	LTF	Mainline	FT	DCP MIDSTREAM MARKETING, LLC	210725	41272000		Nov-25	1,688,701	\$0
36	LTF	Mainline	FT	DCP MIDSTREAM MARKETING, LLC	210725	41272000		Dec-25	1,513,229	\$0
37	LTF	Mainline	FT	DCP MIDSTREAM MARKETING, LLC	210725 Total				19,159,908	\$0
38	LTF	Mainline	FT	COLORADO INTERSTATE GAS COMPANY, L.L.C. * 1/	213436	213436		May-25	290,101	\$0
39	LTF	Mainline	FT	COLORADO INTERSTATE GAS COMPANY, L.L.C. *	213436 Total				290,101	\$0

Line No.	LTF-STF	Lateral	Rate Sched	Company Name	Agmt No.	Legacy Agmt No.	Releasing Shipper Agmt No.	Month/Year	Billed Dth	Amounts
(a)	(b)	(c)	(d)	(e)	(f)	(g)	(h)	(i)	(j)	
40	LTF	Mainline	FT	DCP MIDSTREAM MARKETING, LLC	213516	213516		Jan-25	1,510,219	\$0
41	LTF	Mainline	FT	DCP MIDSTREAM MARKETING, LLC	213516	213516		Feb-25	2,536,368	\$0
42	LTF	Mainline	FT	DCP MIDSTREAM MARKETING, LLC	213516	213516		Mar-25	1,972,146	\$0
43	LTF	Mainline	FT	DCP MIDSTREAM MARKETING, LLC	213516	213516		Apr-25	2,309,565	\$4,249
44	LTF	Mainline	FT	DCP MIDSTREAM MARKETING, LLC	213516	213516		May-25	1,819,384	\$609
45	LTF	Mainline	FT	DCP MIDSTREAM MARKETING, LLC	213516	213516		Jun-25	2,469,993	\$2,944
46	LTF	Mainline	FT	DCP MIDSTREAM MARKETING, LLC	213516	213516		Jul-25	2,344,053	\$1,939
47	LTF	Mainline	FT	DCP MIDSTREAM MARKETING, LLC	213516	213516		Aug-25	3,005,897	\$6,192
48	LTF	Mainline	FT	DCP MIDSTREAM MARKETING, LLC	213516	213516		Sep-25	2,349,730	\$4,230
49	LTF	Mainline	FT	DCP MIDSTREAM MARKETING, LLC	213516	213516		Oct-25	2,193,621	\$4,202
50	LTF	Mainline	FT	DCP MIDSTREAM MARKETING, LLC	213516	213516		Nov-25	1,611,672	\$3,077
51	LTF	Mainline	FT	DCP MIDSTREAM MARKETING, LLC	213516	213516		Dec-25	3,354,392	\$0
52	LTF	Mainline	FT	DCP MIDSTREAM MARKETING, LLC	213516 Total				27,477,040	\$27,443
53	LTF	Mainline	FT	CONCORD ENERGY LLC	214667	214667		Jan-25	125,377	\$0
54	LTF	Mainline	FT	CONCORD ENERGY LLC	214667	214667		Feb-25	47,796	\$0
55	LTF	Mainline	FT	CONCORD ENERGY LLC	214667	214667		Mar-25	287,029	\$0
56	LTF	Mainline	FT	CONCORD ENERGY LLC	214667	214667		Apr-25	268,063	\$0
57	LTF	Mainline	FT	CONCORD ENERGY LLC	214667	214667		May-25	115,035	\$0
58	LTF	Mainline	FT	CONCORD ENERGY LLC	214667	214667		Jun-25	146,250	\$0
59	LTF	Mainline	FT	CONCORD ENERGY LLC	214667	214667		Jul-25	266,426	\$0
60	LTF	Mainline	FT	CONCORD ENERGY LLC	214667	214667		Aug-25	20,944	\$0
61	LTF	Mainline	FT	CONCORD ENERGY LLC	214667	214667		Sep-25	285,118	\$0
62	LTF	Mainline	FT	CONCORD ENERGY LLC	214667	214667		Oct-25	214,808	\$0
63	LTF	Mainline	FT	CONCORD ENERGY LLC	214667	214667		Nov-25	157,215	\$0
64	LTF	Mainline	FT	CONCORD ENERGY LLC	214667	214667		Dec-25	350,819	\$0
65	LTF	Mainline	FT	CONCORD ENERGY LLC	214667 Total				2,284,880	\$0
66	LTF	Mainline	FT	EOG RESOURCES, INC.	214934	214934		Jan-25	1,681,125	\$0
67	LTF	Mainline	FT	EOG RESOURCES, INC.	214934	214934		Feb-25	947,100	\$0
68	LTF	Mainline	FT	EOG RESOURCES, INC.	214934	214934		Mar-25	24,200	\$0
69	LTF	Mainline	FT	EOG RESOURCES, INC.	214934	214934		Apr-25	887,648	\$0
70	LTF	Mainline	FT	EOG RESOURCES, INC.	214934	214934		May-25	1,689,149	\$0
71	LTF	Mainline	FT	EOG RESOURCES, INC.	214934	214934		Jun-25	1,511,876	\$0
72	LTF	Mainline	FT	EOG RESOURCES, INC.	214934	214934		Jul-25	1,048,305	\$0
73	LTF	Mainline	FT	EOG RESOURCES, INC.	214934	214934		Aug-25	1,549,588	\$0
74	LTF	Mainline	FT	EOG RESOURCES, INC.	214934	214934		Sep-25	1,095,649	\$0
75	LTF	Mainline	FT	EOG RESOURCES, INC.	214934	214934		Oct-25	1,154,002	\$0
76	LTF	Mainline	FT	EOG RESOURCES, INC.	214934	214934		Nov-25	1,058,093	\$0
77	LTF	Mainline	FT	EOG RESOURCES, INC.	214934	214934		Dec-25	2,138,383	\$0
78	LTF	Mainline	FT	EOG RESOURCES, INC.	214934 Total				14,785,118	\$0

Line No.	LTF-STF	Lateral	Rate Sched	Company Name	Agmt No.	Legacy Agmt No.	Releasing Shipper Agmt No.	Month/Year	Billed Dth	Amounts
(a)	(b)	(c)	(d)	(e)	(f)	(g)	(h)	(i)	(j)	
79	LTF	Mainline	FT	NRG BUSINESS MARKETING LLC	215148	215148		Jan-25	69,546	\$0
80	LTF	Mainline	FT	NRG BUSINESS MARKETING LLC	215148	215148		Feb-25	52,987	\$0
81	LTF	Mainline	FT	NRG BUSINESS MARKETING LLC	215148	215148		Mar-25	1,242	\$0
82	LTF	Mainline	FT	NRG BUSINESS MARKETING LLC	215148	215148		Apr-25	18,475	\$0
83	LTF	Mainline	FT	NRG BUSINESS MARKETING LLC	215148	215148		May-25	4,199	\$0
84	LTF	Mainline	FT	NRG BUSINESS MARKETING LLC	215148	215148		Jun-25	28,995	\$0
85	LTF	Mainline	FT	NRG BUSINESS MARKETING LLC	215148	215148		Jul-25	89,425	\$0
86	LTF	Mainline	FT	NRG BUSINESS MARKETING LLC	215148	215148		Aug-25	141,663	\$0
87	LTF	Mainline	FT	NRG BUSINESS MARKETING LLC	215148	215148		Sep-25	238,676	\$0
88	LTF	Mainline	FT	NRG BUSINESS MARKETING LLC	215148	215148		Oct-25	180,971	\$0
89	LTF	Mainline	FT	NRG BUSINESS MARKETING LLC	215148	215148		Nov-25	214,557	\$0
90	LTF	Mainline	FT	NRG BUSINESS MARKETING LLC	215148	215148		Dec-25	5,214	\$0
91	LTF	Mainline	FT	NRG BUSINESS MARKETING LLC	215148 Total				1,045,950	\$0
92	LTF	Mainline	FT	CONCORD ENERGY LLC	215149	215149		Jan-25	8,000	\$0
93	LTF	Mainline	FT	CONCORD ENERGY LLC	215149	215149		Jun-25	2,890	\$0
94	LTF	Mainline	FT	CONCORD ENERGY LLC	215149 Total				10,890	\$0
95	LTF	Mainline	FT	CONOCOPHILLIPS COMPANY	215881	215881		Jan-25	858,333	\$0
96	LTF	Mainline	FT	CONOCOPHILLIPS COMPANY	215881	215881		Feb-25	526,642	\$0
97	LTF	Mainline	FT	CONOCOPHILLIPS COMPANY	215881	215881		Mar-25	497,511	\$0
98	LTF	Mainline	FT	CONOCOPHILLIPS COMPANY	215881	215881		Apr-25	720,413	\$0
99	LTF	Mainline	FT	CONOCOPHILLIPS COMPANY	215881	215881		May-25	322,001	\$0
100	LTF	Mainline	FT	CONOCOPHILLIPS COMPANY	215881	215881		Jun-25	472,217	\$0
101	LTF	Mainline	FT	CONOCOPHILLIPS COMPANY	215881	215881		Jul-25	165,231	\$0
102	LTF	Mainline	FT	CONOCOPHILLIPS COMPANY	215881	215881		Aug-25	388,523	\$0
103	LTF	Mainline	FT	CONOCOPHILLIPS COMPANY	215881	215881		Sep-25	241,159	\$0
104	LTF	Mainline	FT	CONOCOPHILLIPS COMPANY	215881	215881		Oct-25	467,863	\$0
105	LTF	Mainline	FT	CONOCOPHILLIPS COMPANY	215881	215881		Nov-25	407,206	\$0
106	LTF	Mainline	FT	CONOCOPHILLIPS COMPANY	215881	215881		Dec-25	414,742	\$0
107	LTF	Mainline	FT	CONOCOPHILLIPS COMPANY	215881 Total				5,481,841	\$0
108	LTF	Mainline	FT	CASTLETON COMMODITIES MERCHANT TRADING L.P.	215883	215883		Mar-25	9,034	\$0
109	LTF	Mainline	FT	CASTLETON COMMODITIES MERCHANT TRADING L.P.	215883	215883		Apr-25	1,800	\$0
110	LTF	Mainline	FT	CASTLETON COMMODITIES MERCHANT TRADING L.P.	215883	215883		Jun-25	9,796	\$0
111	LTF	Mainline	FT	CASTLETON COMMODITIES MERCHANT TRADING L.P.	215883	215883		Jul-25	512,359	\$0
112	LTF	Mainline	FT	CASTLETON COMMODITIES MERCHANT TRADING L.P.	215883	215883		Aug-25	307,910	\$0
113	LTF	Mainline	FT	CASTLETON COMMODITIES MERCHANT TRADING L.P.	215883	215883		Sep-25	254,504	\$0
114	LTF	Mainline	FT	CASTLETON COMMODITIES MERCHANT TRADING L.P.	215883	215883		Oct-25	5,658	\$0
115	LTF	Mainline	FT	CASTLETON COMMODITIES MERCHANT TRADING L.P.	215883	215883		Nov-25	14,182	\$0
116	LTF	Mainline	FT	CASTLETON COMMODITIES MERCHANT TRADING L.P.	215883	215883		Dec-25	19,900	\$0
117	LTF	Mainline	FT	CASTLETON COMMODITIES MERCHANT TRADING L.P.	215883 Total				1,135,143	\$0

Line No.	LTF-STF	Lateral	Rate Sched	Company Name	Agmt No.	Legacy Agmt No.	Releasing Shipper Agmt No.	Month/Year	Billed Dth	Amounts
(a)	(b)	(c)	(d)	(e)	(f)	(g)	(h)	(i)	(j)	
118	LTF	Mainline	FT	BP ENERGY COMPANY	215885	215885		Jan-25	45,421	\$0
119	LTF	Mainline	FT	BP ENERGY COMPANY	215885	215885		Feb-25	81,218	\$0
120	LTF	Mainline	FT	BP ENERGY COMPANY	215885	215885		Mar-25	48,010	\$0
121	LTF	Mainline	FT	BP ENERGY COMPANY	215885	215885		Apr-25	38,153	\$0
122	LTF	Mainline	FT	BP ENERGY COMPANY	215885	215885		May-25	18,130	\$0
123	LTF	Mainline	FT	BP ENERGY COMPANY	215885	215885		Jun-25	3,234	\$0
124	LTF	Mainline	FT	BP ENERGY COMPANY	215885	215885		Jul-25	162,252	\$0
125	LTF	Mainline	FT	BP ENERGY COMPANY	215885	215885		Aug-25	151,986	\$0
126	LTF	Mainline	FT	BP ENERGY COMPANY	215885	215885		Sep-25	208,630	\$0
127	LTF	Mainline	FT	BP ENERGY COMPANY	215885	215885		Dec-25	2,552	\$0
128	LTF	Mainline	FT	BP ENERGY COMPANY	215885 Total				759,586	\$0
129	LTF	Mainline	FT	EIF KC LANDFILL GAS, LLC	216553	216553		Jan-25	63,986	\$0
130	LTF	Mainline	FT	EIF KC LANDFILL GAS, LLC	216553	216553		Feb-25	5,145	\$0
131	LTF	Mainline	FT	EIF KC LANDFILL GAS, LLC	216553	216553		Mar-25	63,954	\$0
132	LTF	Mainline	FT	EIF KC LANDFILL GAS, LLC	216553	216553		Apr-25	86,268	\$0
133	LTF	Mainline	FT	EIF KC LANDFILL GAS, LLC	216553	216553		May-25	104,610	\$0
134	LTF	Mainline	FT	EIF KC LANDFILL GAS, LLC	216553	216553		Jun-25	82,286	\$0
135	LTF	Mainline	FT	EIF KC LANDFILL GAS, LLC	216553	216553		Jul-25	68,288	\$0
136	LTF	Mainline	FT	EIF KC LANDFILL GAS, LLC	216553	216553		Aug-25	42,313	\$0
137	LTF	Mainline	FT	EIF KC LANDFILL GAS, LLC	216553	216553		Sep-25	55,773	\$0
138	LTF	Mainline	FT	EIF KC LANDFILL GAS, LLC	216553	216553		Oct-25	87,656	\$0
139	LTF	Mainline	FT	EIF KC LANDFILL GAS, LLC	216553	216553		Nov-25	104,594	\$0
140	LTF	Mainline	FT	EIF KC LANDFILL GAS, LLC	216553	216553		Dec-25	439	\$0
141	LTF	Mainline	FT	EIF KC LANDFILL GAS, LLC	216553 Total				765,312	\$0
142	LTF	Mainline	FT	CITADEL ENERGY MARKETING LLC	216713	216713		Jan-25	1,008	\$0
143	LTF	Mainline	FT	CITADEL ENERGY MARKETING LLC	216713	216713		Apr-25	842,236	\$0
144	LTF	Mainline	FT	CITADEL ENERGY MARKETING LLC	216713	216713		May-25	893,060	\$0
145	LTF	Mainline	FT	CITADEL ENERGY MARKETING LLC	216713	216713		Jun-25	580,036	\$0
146	LTF	Mainline	FT	CITADEL ENERGY MARKETING LLC	216713	216713		Jul-25	751,139	\$0
147	LTF	Mainline	FT	CITADEL ENERGY MARKETING LLC	216713	216713		Aug-25	940,596	\$0
148	LTF	Mainline	FT	CITADEL ENERGY MARKETING LLC	216713	216713		Sep-25	477,770	\$0
149	LTF	Mainline	FT	CITADEL ENERGY MARKETING LLC	216713	216713		Oct-25	618,104	\$0
150	LTF	Mainline	FT	CITADEL ENERGY MARKETING LLC	216713	216713		Dec-25	120,520	\$0
151	LTF	Mainline	FT	CITADEL ENERGY MARKETING LLC	216713 Total				5,224,469	\$0
152	LTF	Mainline	FT	TENASKA MARKETING VENTURES	217271	217271		Jan-25	32,967	\$0
153	LTF	Mainline	FT	TENASKA MARKETING VENTURES	217271	217271		Feb-25	34,285	\$0
154	LTF	Mainline	FT	TENASKA MARKETING VENTURES	217271	217271		Mar-25	78,400	\$0
155	LTF	Mainline	FT	TENASKA MARKETING VENTURES	217271	217271		May-25	48,455	\$0
156	LTF	Mainline	FT	TENASKA MARKETING VENTURES	217271	217271		Jun-25	84,000	\$0
157	LTF	Mainline	FT	TENASKA MARKETING VENTURES	217271	217271		Jul-25	5,600	\$0
158	LTF	Mainline	FT	TENASKA MARKETING VENTURES	217271	217271		Aug-25	73,125	\$0
159	LTF	Mainline	FT	TENASKA MARKETING VENTURES	217271	217271		Sep-25	84,000	\$0
160	LTF	Mainline	FT	TENASKA MARKETING VENTURES	217271	217271		Oct-25	86,800	\$0
161	LTF	Mainline	FT	TENASKA MARKETING VENTURES	217271	217271		Nov-25	84,000	\$0
162	LTF	Mainline	FT	TENASKA MARKETING VENTURES	217271	217271		Dec-25	86,800	\$0
163	LTF	Mainline	FT	TENASKA MARKETING VENTURES	217271 Total				698,432	\$0

Line No.	LTF-STF	Lateral	Rate Sched	Company Name	Agmt No.	Legacy Agmt No.	Releasing Shipper Agmt No.	Month/Year	Billed Dth	Amounts
(a)	(b)	(c)	(d)	(e)	(f)	(g)	(h)	(i)	(j)	
164	LTF	Mainline	FT	SPOTLIGHT ENERGY, LLC	217274	217274		Jan-25	49,870	\$0
165	LTF	Mainline	FT	SPOTLIGHT ENERGY, LLC	217274	217274		Feb-25	98,180	\$0
166	LTF	Mainline	FT	SPOTLIGHT ENERGY, LLC	217274	217274		Mar-25	69,342	\$0
167	LTF	Mainline	FT	SPOTLIGHT ENERGY, LLC	217274	217274		Apr-25	136,973	\$0
168	LTF	Mainline	FT	SPOTLIGHT ENERGY, LLC	217274	217274		May-25	315,019	\$0
169	LTF	Mainline	FT	SPOTLIGHT ENERGY, LLC	217274	217274		Jun-25	273,062	\$0
170	LTF	Mainline	FT	SPOTLIGHT ENERGY, LLC	217274	217274		Jul-25	57	\$0
171	LTF	Mainline	FT	SPOTLIGHT ENERGY, LLC	217274	217274		Aug-25	301,102	\$0
172	LTF	Mainline	FT	SPOTLIGHT ENERGY, LLC	217274	217274		Sep-25	200,284	\$0
173	LTF	Mainline	FT	SPOTLIGHT ENERGY, LLC	217274	217274		Oct-25	517,141	\$0
174	LTF	Mainline	FT	SPOTLIGHT ENERGY, LLC	217274	217274		Nov-25	272,219	\$0
175	LTF	Mainline	FT	SPOTLIGHT ENERGY, LLC	217274	217274		Dec-25	327,808	\$0
176	LTF	Mainline	FT	SPOTLIGHT ENERGY, LLC	217274 Total				2,561,057	\$0
177	LTF	Mainline	FT	CITADEL ENERGY MARKETING LLC	217275	217275		Feb-25	1,600	\$0
178	LTF	Mainline	FT	CITADEL ENERGY MARKETING LLC	217275	217275		Mar-25	4,871	\$0
179	LTF	Mainline	FT	CITADEL ENERGY MARKETING LLC	217275	217275		Apr-25	138,502	\$0
180	LTF	Mainline	FT	CITADEL ENERGY MARKETING LLC	217275	217275		May-25	638,732	\$0
181	LTF	Mainline	FT	CITADEL ENERGY MARKETING LLC	217275	217275		Jun-25	389,933	\$0
182	LTF	Mainline	FT	CITADEL ENERGY MARKETING LLC	217275	217275		Aug-25	74,665	\$0
183	LTF	Mainline	FT	CITADEL ENERGY MARKETING LLC	217275	217275		Sep-25	110,737	\$0
184	LTF	Mainline	FT	CITADEL ENERGY MARKETING LLC	217275	217275		Oct-25	100,000	\$0
185	LTF	Mainline	FT	CITADEL ENERGY MARKETING LLC	217275 Total				1,459,040	\$0
186	LTF	Mainline	FT	NRG BUSINESS MARKETING LLC	217449	217449		Jan-25	45,450	\$0
187	LTF	Mainline	FT	NRG BUSINESS MARKETING LLC	217449	217449		Feb-25	62,959	\$0
188	LTF	Mainline	FT	NRG BUSINESS MARKETING LLC	217449	217449		Mar-25	800	\$0
189	LTF	Mainline	FT	NRG BUSINESS MARKETING LLC	217449	217449		Apr-25	11,220	\$0
190	LTF	Mainline	FT	NRG BUSINESS MARKETING LLC	217449	217449		May-25	764	\$0
191	LTF	Mainline	FT	NRG BUSINESS MARKETING LLC	217449	217449		Jul-25	29,200	\$0
192	LTF	Mainline	FT	NRG BUSINESS MARKETING LLC	217449	217449		Aug-25	60,042	\$0
193	LTF	Mainline	FT	NRG BUSINESS MARKETING LLC	217449	217449		Sep-25	7,558	\$0
194	LTF	Mainline	FT	NRG BUSINESS MARKETING LLC	217449	217449		Oct-25	27,406	\$0
195	LTF	Mainline	FT	NRG BUSINESS MARKETING LLC	217449	217449		Nov-25	35,145	\$0
196	LTF	Mainline	FT	NRG BUSINESS MARKETING LLC	217449	217449		Dec-25	279	\$0
197	LTF	Mainline	FT	NRG BUSINESS MARKETING LLC	217449 Total				280,823	\$0
198	LTF	Mainline	FT	COLORADO INTERSTATE GAS COMPANY, L.L.C. *	217484	217484		Jan-25	310,000	\$0
199	LTF	Mainline	FT	COLORADO INTERSTATE GAS COMPANY, L.L.C. *	217484	217484		Feb-25	280,000	\$0
200	LTF	Mainline	FT	COLORADO INTERSTATE GAS COMPANY, L.L.C. *	217484	217484		Mar-25	310,000	\$0
201	LTF	Mainline	FT	COLORADO INTERSTATE GAS COMPANY, L.L.C. *	217484	217484		Apr-25	300,000	\$0
202	LTF	Mainline	FT	COLORADO INTERSTATE GAS COMPANY, L.L.C. *	217484	217484		May-25	310,000	\$0
203	LTF	Mainline	FT	COLORADO INTERSTATE GAS COMPANY, L.L.C. *	217484	217484		Jun-25	300,000	\$0
204	LTF	Mainline	FT	COLORADO INTERSTATE GAS COMPANY, L.L.C. *	217484	217484		Jul-25	310,000	\$0
205	LTF	Mainline	FT	COLORADO INTERSTATE GAS COMPANY, L.L.C. *	217484	217484		Aug-25	310,000	\$0
206	LTF	Mainline	FT	COLORADO INTERSTATE GAS COMPANY, L.L.C. *	217484	217484		Sep-25	150,515	\$0
207	LTF	Mainline	FT	COLORADO INTERSTATE GAS COMPANY, L.L.C. *	217484	217484		Oct-25	310,000	\$0
208	LTF	Mainline	FT	COLORADO INTERSTATE GAS COMPANY, L.L.C. *	217484	217484		Nov-25	300,000	\$0
209	LTF	Mainline	FT	COLORADO INTERSTATE GAS COMPANY, L.L.C. *	217484	217484		Dec-25	310,000	\$0
210	LTF	Mainline	FT	COLORADO INTERSTATE GAS COMPANY, L.L.C. *	217484 Total				3,500,515	\$0

Line No.	LTF-STF	Lateral	Rate Sched	Company Name	Agmt No.	Legacy Agmt No.	Releasing Shipper Agmt No.	Month/Year	Billed Dth	Amounts
(a)	(b)	(c)	(d)	(e)	(f)	(g)	(h)	(i)	(j)	
211	LTF	Mainline	FT	CONCORD ENERGY LLC	217794	217794		Jan-25	495,221	\$0
212	LTF	Mainline	FT	CONCORD ENERGY LLC	217794	217794		Feb-25	393,129	\$0
213	LTF	Mainline	FT	CONCORD ENERGY LLC	217794	217794		Mar-25	547,590	\$0
214	LTF	Mainline	FT	CONCORD ENERGY LLC	217794	217794		Apr-25	440,586	\$0
215	LTF	Mainline	FT	CONCORD ENERGY LLC	217794	217794		May-25	437,005	\$0
216	LTF	Mainline	FT	CONCORD ENERGY LLC	217794	217794		Jun-25	414,426	\$0
217	LTF	Mainline	FT	CONCORD ENERGY LLC	217794	217794		Jul-25	216,956	\$0
218	LTF	Mainline	FT	CONCORD ENERGY LLC	217794	217794		Aug-25	24,800	\$0
219	LTF	Mainline	FT	CONCORD ENERGY LLC	217794	217794		Sep-25	307,048	\$0
220	LTF	Mainline	FT	CONCORD ENERGY LLC	217794	217794		Oct-25	236,394	\$0
221	LTF	Mainline	FT	CONCORD ENERGY LLC	217794	217794		Nov-25	170,048	\$0
222	LTF	Mainline	FT	CONCORD ENERGY LLC	217794	217794		Dec-25	72,490	\$0
223	LTF	Mainline	FT	CONCORD ENERGY LLC	217794 Total				3,755,693	\$0
224	LTF	Mainline	FT	CITADEL ENERGY MARKETING LLC	218314	218314		Jan-25	1,846,540	\$0
225	LTF	Mainline	FT	CITADEL ENERGY MARKETING LLC	218314	218314		Feb-25	1,464,335	\$0
226	LTF	Mainline	FT	CITADEL ENERGY MARKETING LLC	218314	218314		Mar-25	2,385,121	\$0
227	LTF	Mainline	FT	CITADEL ENERGY MARKETING LLC	218314	218314		Apr-25	2,200,944	\$0
228	LTF	Mainline	FT	CITADEL ENERGY MARKETING LLC	218314	218314		May-25	2,450,492	\$0
229	LTF	Mainline	FT	CITADEL ENERGY MARKETING LLC	218314	218314		Jun-25	2,273,436	\$0
230	LTF	Mainline	FT	CITADEL ENERGY MARKETING LLC	218314	218314		Jul-25	3,386,756	\$0
231	LTF	Mainline	FT	CITADEL ENERGY MARKETING LLC	218314	218314		Aug-25	3,679,980	\$0
232	LTF	Mainline	FT	CITADEL ENERGY MARKETING LLC	218314	218314		Sep-25	3,030,927	\$0
233	LTF	Mainline	FT	CITADEL ENERGY MARKETING LLC	218314 Total				22,718,531	\$0
234	LTF	Mainline	FT	CONCORD ENERGY LLC	218446	218446		Jan-25	1,159,125	\$0
235	LTF	Mainline	FT	CONCORD ENERGY LLC	218446	218446		Feb-25	877,682	\$0
236	LTF	Mainline	FT	CONCORD ENERGY LLC	218446	218446		Mar-25	1,575,390	\$0
237	LTF	Mainline	FT	CONCORD ENERGY LLC	218446	218446		Apr-25	1,001,998	\$0
238	LTF	Mainline	FT	CONCORD ENERGY LLC	218446	218446		May-25	1,324,542	\$0
239	LTF	Mainline	FT	CONCORD ENERGY LLC	218446	218446		Jun-25	1,508,635	\$0
240	LTF	Mainline	FT	CONCORD ENERGY LLC	218446	218446		Jul-25	1,452,125	\$0
241	LTF	Mainline	FT	CONCORD ENERGY LLC	218446	218446		Aug-25	1,416,762	\$0
242	LTF	Mainline	FT	CONCORD ENERGY LLC	218446	218446		Sep-25	1,988,052	\$0
243	LTF	Mainline	FT	CONCORD ENERGY LLC	218446	218446		Oct-25	877,807	\$0
244	LTF	Mainline	FT	CONCORD ENERGY LLC	218446	218446		Nov-25	744,213	\$0
245	LTF	Mainline	FT	CONCORD ENERGY LLC	218446	218446		Dec-25	1,421,714	\$0
246	LTF	Mainline	FT	CONCORD ENERGY LLC	218446 Total				15,348,045	\$0
247	LTF	Mainline	FT	HARTREE PARTNERS, LP	218485	218485		Jan-25	565,479	\$0
248	LTF	Mainline	FT	HARTREE PARTNERS, LP	218485	218485		Feb-25	432,530	\$0
249	LTF	Mainline	FT	HARTREE PARTNERS, LP	218485	218485		Mar-25	492,385	\$0
250	LTF	Mainline	FT	HARTREE PARTNERS, LP	218485 Total				1,490,394	\$0

Line No.	LTF-STF	Lateral	Rate Sched	Company Name	Agmt No.	Legacy Agmt No.	Releasing Shipper Agmt No.	Month/Year	Billed Dth	Amounts
(a)	(b)	(c)	(d)	(e)	(f)	(g)	(h)	(i)	(j)	
251	LTF	Mainline	FT	MIECO LLC	218673	218673		Jan-25	56,189	\$0
252	LTF	Mainline	FT	MIECO LLC	218673	218673		Feb-25	167,346	\$0
253	LTF	Mainline	FT	MIECO LLC	218673	218673		Mar-25	186,000	\$0
254	LTF	Mainline	FT	MIECO LLC	218673	218673		Apr-25	49,800	\$0
255	LTF	Mainline	FT	MIECO LLC	218673	218673		Jul-25	25,589	\$0
256	LTF	Mainline	FT	MIECO LLC	218673	218673		Sep-25	816	\$0
257	LTF	Mainline	FT	MIECO LLC	218673	218673		Nov-25	461	\$0
258	LTF	Mainline	FT	MIECO LLC	218673	218673		Dec-25	9,115	\$0
259	LTF	Mainline	FT	MIECO LLC	218673 Total				495,316	\$0
260	LTF	Mainline	FT	NRG BUSINESS MARKETING LLC	219182	219182		Jan-25	2,500	\$0
261	LTF	Mainline	FT	NRG BUSINESS MARKETING LLC	219182	219182		Feb-25	30,858	\$0
262	LTF	Mainline	FT	NRG BUSINESS MARKETING LLC	219182	219182		Apr-25	120,809	\$0
263	LTF	Mainline	FT	NRG BUSINESS MARKETING LLC	219182	219182		May-25	8,802	\$0
264	LTF	Mainline	FT	NRG BUSINESS MARKETING LLC	219182	219182		Nov-25	71,935	\$0
265	LTF	Mainline	FT	NRG BUSINESS MARKETING LLC	219182	219182		Dec-25	4,878	\$0
266	LTF	Mainline	FT	NRG BUSINESS MARKETING LLC	219182 Total				239,782	\$0
267	LTF	Mainline	FT	NRG BUSINESS MARKETING LLC	219183	219183		Jan-25	83,768	\$0
268	LTF	Mainline	FT	NRG BUSINESS MARKETING LLC	219183	219183		Feb-25	113,966	\$0
269	LTF	Mainline	FT	NRG BUSINESS MARKETING LLC	219183	219183		Mar-25	35,483	\$0
270	LTF	Mainline	FT	NRG BUSINESS MARKETING LLC	219183	219183		Apr-25	78,560	\$0
271	LTF	Mainline	FT	NRG BUSINESS MARKETING LLC	219183	219183		May-25	17,303	\$0
272	LTF	Mainline	FT	NRG BUSINESS MARKETING LLC	219183	219183		Jun-25	52,975	\$0
273	LTF	Mainline	FT	NRG BUSINESS MARKETING LLC	219183	219183		Aug-25	20,000	\$0
274	LTF	Mainline	FT	NRG BUSINESS MARKETING LLC	219183	219183		Sep-25	101,584	\$0
275	LTF	Mainline	FT	NRG BUSINESS MARKETING LLC	219183	219183		Oct-25	141,765	\$0
276	LTF	Mainline	FT	NRG BUSINESS MARKETING LLC	219183	219183		Nov-25	112,945	\$0
277	LTF	Mainline	FT	NRG BUSINESS MARKETING LLC	219183	219183		Dec-25	19,839	\$0
278	LTF	Mainline	FT	NRG BUSINESS MARKETING LLC	219183 Total				778,188	\$0
279	LTF	Mainline	FT	SEQUENT ENERGY MANAGEMENT LLC	219208	219208		Jan-25	1,776,276	\$0
280	LTF	Mainline	FT	SEQUENT ENERGY MANAGEMENT LLC	219208	219208		Feb-25	723,265	\$0
281	LTF	Mainline	FT	SEQUENT ENERGY MANAGEMENT LLC	219208	219208		Mar-25	1,092,217	\$0
282	LTF	Mainline	FT	SEQUENT ENERGY MANAGEMENT LLC	219208	219208		Apr-25	950,419	\$0
283	LTF	Mainline	FT	SEQUENT ENERGY MANAGEMENT LLC	219208	219208		May-25	887,996	\$0
284	LTF	Mainline	FT	SEQUENT ENERGY MANAGEMENT LLC	219208	219208		Jun-25	809,195	\$0
285	LTF	Mainline	FT	SEQUENT ENERGY MANAGEMENT LLC	219208	219208		Jul-25	442,455	\$0
286	LTF	Mainline	FT	SEQUENT ENERGY MANAGEMENT LLC	219208	219208		Aug-25	734,195	\$0
287	LTF	Mainline	FT	SEQUENT ENERGY MANAGEMENT LLC	219208	219208		Sep-25	1,135,290	\$0
288	LTF	Mainline	FT	SEQUENT ENERGY MANAGEMENT LLC	219208	219208		Oct-25	1,803,474	\$0
289	LTF	Mainline	FT	SEQUENT ENERGY MANAGEMENT LLC	219208	219208		Nov-25	1,409,924	\$0
290	LTF	Mainline	FT	SEQUENT ENERGY MANAGEMENT LLC	219208	219208		Dec-25	1,355,375	\$0
291	LTF	Mainline	FT	SEQUENT ENERGY MANAGEMENT LLC	219208 Total				13,120,081	\$0

Line No.	LTF-STF	Lateral	Rate Sched	Company Name	Agmt No.	Legacy Agmt No.	Releasing Shipper Agmt No.	Month/Year	Billed Dth	Amounts
(a)	(b)	(c)	(d)	(e)	(f)	(g)	(h)	(i)	(j)	
292	LTF	Mainline	FT	BP ENERGY COMPANY	219230	219230		Jan-25	446,944	\$0
293	LTF	Mainline	FT	BP ENERGY COMPANY	219230	219230		Feb-25	490,495	\$0
294	LTF	Mainline	FT	BP ENERGY COMPANY	219230	219230		Mar-25	736,755	\$0
295	LTF	Mainline	FT	BP ENERGY COMPANY	219230	219230		Apr-25	331,897	\$0
296	LTF	Mainline	FT	BP ENERGY COMPANY	219230	219230		May-25	638,404	\$0
297	LTF	Mainline	FT	BP ENERGY COMPANY	219230	219230		Jun-25	343,668	\$0
298	LTF	Mainline	FT	BP ENERGY COMPANY	219230	219230		Jul-25	797,369	\$0
299	LTF	Mainline	FT	BP ENERGY COMPANY	219230	219230		Aug-25	242,765	\$0
300	LTF	Mainline	FT	BP ENERGY COMPANY	219230	219230		Sep-25	427,165	\$0
301	LTF	Mainline	FT	BP ENERGY COMPANY	219230	219230		Oct-25	555,382	\$0
302	LTF	Mainline	FT	BP ENERGY COMPANY	219230	219230		Nov-25	503,691	\$0
303	LTF	Mainline	FT	BP ENERGY COMPANY	219230	219230		Dec-25	435,697	\$0
304	LTF	Mainline	FT	BP ENERGY COMPANY	219230 Total				5,950,232	\$0
305	LTF	Mainline	FT	CONTINENTAL RESOURCES, INC.	219334	219334		Jan-25	1,478,871	\$0
306	LTF	Mainline	FT	CONTINENTAL RESOURCES, INC.	219334	219334		Feb-25	1,412,064	\$0
307	LTF	Mainline	FT	CONTINENTAL RESOURCES, INC.	219334	219334		Mar-25	1,486,982	\$0
308	LTF	Mainline	FT	CONTINENTAL RESOURCES, INC.	219334	219334		Apr-25	950,646	\$0
309	LTF	Mainline	FT	CONTINENTAL RESOURCES, INC.	219334	219334		May-25	1,077,533	\$0
310	LTF	Mainline	FT	CONTINENTAL RESOURCES, INC.	219334	219334		Jun-25	892,773	\$0
311	LTF	Mainline	FT	CONTINENTAL RESOURCES, INC.	219334	219334		Jul-25	471,523	\$0
312	LTF	Mainline	FT	CONTINENTAL RESOURCES, INC.	219334	219334		Aug-25	923,467	\$0
313	LTF	Mainline	FT	CONTINENTAL RESOURCES, INC.	219334	219334		Sep-25	741,252	\$0
314	LTF	Mainline	FT	CONTINENTAL RESOURCES, INC.	219334	219334		Oct-25	419,923	\$0
315	LTF	Mainline	FT	CONTINENTAL RESOURCES, INC.	219334	219334		Nov-25	1,397,904	\$0
316	LTF	Mainline	FT	CONTINENTAL RESOURCES, INC.	219334	219334		Dec-25	1,331,991	\$0
317	LTF	Mainline	FT	CONTINENTAL RESOURCES, INC.	219334 Total				12,584,929	\$0
318	LTF	Mainline	FT	UNITED ENERGY TRADING, LLC	219656	219656		Jan-25	568,284	\$0
319	LTF	Mainline	FT	UNITED ENERGY TRADING, LLC	219656	219656		Feb-25	517,626	\$0
320	LTF	Mainline	FT	UNITED ENERGY TRADING, LLC	219656	219656		Mar-25	560,585	\$0
321	LTF	Mainline	FT	UNITED ENERGY TRADING, LLC	219656	219656		Apr-25	575,851	\$0
322	LTF	Mainline	FT	UNITED ENERGY TRADING, LLC	219656	219656		May-25	577,770	\$0
323	LTF	Mainline	FT	UNITED ENERGY TRADING, LLC	219656	219656		Jun-25	601,743	\$0
324	LTF	Mainline	FT	UNITED ENERGY TRADING, LLC	219656	219656		Jul-25	470,597	\$0
325	LTF	Mainline	FT	UNITED ENERGY TRADING, LLC	219656	219656		Aug-25	594,541	\$0
326	LTF	Mainline	FT	UNITED ENERGY TRADING, LLC	219656	219656		Sep-25	600,000	\$0
327	LTF	Mainline	FT	UNITED ENERGY TRADING, LLC	219656	219656		Oct-25	488,091	\$0
328	LTF	Mainline	FT	UNITED ENERGY TRADING, LLC	219656	219656		Nov-25	597,545	\$0
329	LTF	Mainline	FT	UNITED ENERGY TRADING, LLC	219656	219656		Dec-25	613,688	\$0
330	LTF	Mainline	FT	UNITED ENERGY TRADING, LLC	219656 Total				6,766,321	\$0

Line No.	LTF-STF	Lateral	Rate Sched	Company Name	Agmt No.	Legacy Agmt No.	Releasing Shipper Agmt No.	Month/Year	Billed Dth	Amounts
(a)	(b)	(c)	(d)	(e)	(f)	(g)	(h)	(i)	(j)	
331	LTF	Mainline	FT	TWIN EAGLE RESOURCE MANAGEMENT, LLC	219736	219736		Jan-25	94,436	\$0
332	LTF	Mainline	FT	TWIN EAGLE RESOURCE MANAGEMENT, LLC	219736	219736		Feb-25	76,546	\$0
333	LTF	Mainline	FT	TWIN EAGLE RESOURCE MANAGEMENT, LLC	219736	219736		Mar-25	79,200	\$0
334	LTF	Mainline	FT	TWIN EAGLE RESOURCE MANAGEMENT, LLC	219736	219736		Apr-25	68,068	\$0
335	LTF	Mainline	FT	TWIN EAGLE RESOURCE MANAGEMENT, LLC	219736	219736		May-25	70,474	\$0
336	LTF	Mainline	FT	TWIN EAGLE RESOURCE MANAGEMENT, LLC	219736	219736		Jun-25	61,481	\$0
337	LTF	Mainline	FT	TWIN EAGLE RESOURCE MANAGEMENT, LLC	219736	219736		Jul-25	57,484	\$0
338	LTF	Mainline	FT	TWIN EAGLE RESOURCE MANAGEMENT, LLC	219736	219736		Aug-25	67,526	\$0
339	LTF	Mainline	FT	TWIN EAGLE RESOURCE MANAGEMENT, LLC	219736	219736		Sep-25	28,339	\$0
340	LTF	Mainline	FT	TWIN EAGLE RESOURCE MANAGEMENT, LLC	219736	219736		Oct-25	36,180	\$0
341	LTF	Mainline	FT	TWIN EAGLE RESOURCE MANAGEMENT, LLC	219736	219736		Nov-25	35,825	\$0
342	LTF	Mainline	FT	TWIN EAGLE RESOURCE MANAGEMENT, LLC	219736	219736		Dec-25	80,348	\$0
343	LTF	Mainline	FT	TWIN EAGLE RESOURCE MANAGEMENT, LLC	219736 Total				755,907	\$0
344	LTF	Mainline	FT	TENASKA MARKETING VENTURES	219999	219999		Jan-25	468,739	\$0
345	LTF	Mainline	FT	TENASKA MARKETING VENTURES	219999	219999		Feb-25	301,497	\$0
346	LTF	Mainline	FT	TENASKA MARKETING VENTURES	219999	219999		Mar-25	1,263,867	\$0
347	LTF	Mainline	FT	TENASKA MARKETING VENTURES	219999	219999		Apr-25	907,559	\$0
348	LTF	Mainline	FT	TENASKA MARKETING VENTURES	219999	219999		May-25	797,461	\$0
349	LTF	Mainline	FT	TENASKA MARKETING VENTURES	219999	219999		Jun-25	588,959	\$0
350	LTF	Mainline	FT	TENASKA MARKETING VENTURES	219999	219999		Jul-25	969,059	\$0
351	LTF	Mainline	FT	TENASKA MARKETING VENTURES	219999	219999		Aug-25	878,285	\$0
352	LTF	Mainline	FT	TENASKA MARKETING VENTURES	219999	219999		Sep-25	1,061,864	\$0
353	LTF	Mainline	FT	TENASKA MARKETING VENTURES	219999	219999		Oct-25	585,937	\$0
354	LTF	Mainline	FT	TENASKA MARKETING VENTURES	219999	219999		Nov-25	576,576	\$0
355	LTF	Mainline	FT	TENASKA MARKETING VENTURES	219999	219999		Dec-25	703,031	\$0
356	LTF	Mainline	FT	TENASKA MARKETING VENTURES	219999 Total				9,102,834	\$0
357	LTF	Mainline	FT	SPOTLIGHT ENERGY, LLC	220001	220001		Jan-25	69,862	\$0
358	LTF	Mainline	FT	SPOTLIGHT ENERGY, LLC	220001	220001		Feb-25	68,770	\$0
359	LTF	Mainline	FT	SPOTLIGHT ENERGY, LLC	220001	220001		Mar-25	99,122	\$0
360	LTF	Mainline	FT	SPOTLIGHT ENERGY, LLC	220001	220001		Apr-25	59,972	\$0
361	LTF	Mainline	FT	SPOTLIGHT ENERGY, LLC	220001	220001		May-25	221,695	\$0
362	LTF	Mainline	FT	SPOTLIGHT ENERGY, LLC	220001	220001		Jun-25	218,846	\$0
363	LTF	Mainline	FT	SPOTLIGHT ENERGY, LLC	220001	220001		Jul-25	53,165	\$0
364	LTF	Mainline	FT	SPOTLIGHT ENERGY, LLC	220001	220001		Aug-25	73,002	\$0
365	LTF	Mainline	FT	SPOTLIGHT ENERGY, LLC	220001	220001		Sep-25	38,617	\$0
366	LTF	Mainline	FT	SPOTLIGHT ENERGY, LLC	220001	220001		Oct-25	228,728	\$0
367	LTF	Mainline	FT	SPOTLIGHT ENERGY, LLC	220001	220001		Nov-25	190,576	\$0
368	LTF	Mainline	FT	SPOTLIGHT ENERGY, LLC	220001	220001		Dec-25	323,366	\$0
369	LTF	Mainline	FT	SPOTLIGHT ENERGY, LLC	220001 Total				1,645,721	\$0

Line No.	LTF-STF	Lateral	Rate Sched	Company Name	Agmt No.	Legacy Agmt No.	Releasing Shipper Agmt No.	Month/Year	Billed Dth	Amounts
(a)	(b)	(c)	(d)	(e)	(f)	(g)	(h)	(i)	(j)	
370	LTF	Mainline	FT	CIMA ENERGY, LP	220198	220198	216493	Jan-25	634,506	\$0
371	LTF	Mainline	FT	CIMA ENERGY, LP	220198	220198	216493	Feb-25	605,082	\$0
372	LTF	Mainline	FT	CIMA ENERGY, LP	220198	220198	216493	Mar-25	782,228	\$0
373	LTF	Mainline	FT	CIMA ENERGY, LP	220198	220198	216493	Apr-25	807,864	\$0
374	LTF	Mainline	FT	CIMA ENERGY, LP	220198	220198	216493	May-25	947,772	\$0
375	LTF	Mainline	FT	CIMA ENERGY, LP	220198	220198	216493	Jun-25	842,246	\$0
376	LTF	Mainline	FT	CIMA ENERGY, LP	220198	220198	216493	Jul-25	1,005,241	\$0
377	LTF	Mainline	FT	CIMA ENERGY, LP	220198	220198	216493	Aug-25	1,058,046	\$0
378	LTF	Mainline	FT	CIMA ENERGY, LP	220198	220198	216493	Sep-25	826,573	\$0
379	LTF	Mainline	FT	CIMA ENERGY, LP	220198	220198	216493	Oct-25	1,075,793	\$0
380	LTF	Mainline	FT	CIMA ENERGY, LP	220198	220198	216493	Nov-25	839,185	\$0
381	LTF	Mainline	FT	CIMA ENERGY, LP	220198	220198	216493	Dec-25	737,328	\$0
382	LTF	Mainline	FT	CIMA ENERGY, LP	220198 Total				10,161,864	\$0
383	LTF	Mainline	FT	CITADEL ENERGY MARKETING LLC	220344	220344		Nov-25	140,280	\$0
384	LTF	Mainline	FT	CITADEL ENERGY MARKETING LLC	220344	220344		Dec-25	9,970	\$0
385	LTF	Mainline	FT	CITADEL ENERGY MARKETING LLC	220344 Total				150,250	\$0
386	LTF	Mainline	FT	TENASKA MARKETING VENTURES	220416	220416		Mar-25	27,469	\$1,445
387	LTF	Mainline	FT	TENASKA MARKETING VENTURES	220416 Total				27,469	\$1,445
388	LTF	Mainline	FT	MIECO LLC	220454	220454		Jan-25	80,000	\$0
389	LTF	Mainline	FT	MIECO LLC	220454	220454		Feb-25	207,420	\$0
390	LTF	Mainline	FT	MIECO LLC	220454	220454		Mar-25	47,128	\$0
391	LTF	Mainline	FT	MIECO LLC	220454	220454		Apr-25	112,387	\$0
392	LTF	Mainline	FT	MIECO LLC	220454	220454		May-25	497	\$0
393	LTF	Mainline	FT	MIECO LLC	220454	220454		Jul-25	130,655	\$0
394	LTF	Mainline	FT	MIECO LLC	220454	220454		Aug-25	47,757	\$0
395	LTF	Mainline	FT	MIECO LLC	220454	220454		Oct-25	22,491	\$0
396	LTF	Mainline	FT	MIECO LLC	220454 Total				648,335	\$0
397	LTF	Mainline	FT	SPIRE MARKETING INC.	220935	220935		Jan-25	3,297	\$0
398	LTF	Mainline	FT	SPIRE MARKETING INC.	220935	220935		Mar-25	1,898	\$0
399	LTF	Mainline	FT	SPIRE MARKETING INC.	220935	220935		Apr-25	700	\$0
400	LTF	Mainline	FT	SPIRE MARKETING INC.	220935	220935		Sep-25	7,720	\$0
401	LTF	Mainline	FT	SPIRE MARKETING INC.	220935	220935		Nov-25	15,650	\$0
402	LTF	Mainline	FT	SPIRE MARKETING INC.	220935	220935		Dec-25	3,500	\$0
403	LTF	Mainline	FT	SPIRE MARKETING INC.	220935 Total				32,765	\$0
404	LTF	Mainline	FT	HARTREE PARTNERS, LP	220938	220938		Apr-25	1,015,617	\$0
405	LTF	Mainline	FT	HARTREE PARTNERS, LP	220938	220938		May-25	1,133,242	\$0
406	LTF	Mainline	FT	HARTREE PARTNERS, LP	220938	220938		Jun-25	1,354,252	\$0
407	LTF	Mainline	FT	HARTREE PARTNERS, LP	220938	220938		Jul-25	1,659,025	\$0
408	LTF	Mainline	FT	HARTREE PARTNERS, LP	220938	220938		Aug-25	1,871,610	\$0
409	LTF	Mainline	FT	HARTREE PARTNERS, LP	220938	220938		Sep-25	1,522,696	\$0
410	LTF	Mainline	FT	HARTREE PARTNERS, LP	220938	220938		Oct-25	1,616,852	\$0
411	LTF	Mainline	FT	HARTREE PARTNERS, LP	220938	220938		Nov-25	714,661	\$0
412	LTF	Mainline	FT	HARTREE PARTNERS, LP	220938	220938		Dec-25	175,386	\$0
413	LTF	Mainline	FT	HARTREE PARTNERS, LP	220938 Total				11,063,341	\$0

Line No.	LTF-STF	Lateral	Rate Sched	Company Name	Agmt No.	Legacy Agmt No.	Releasing Shipper Agmt No.	Month/Year	Billed Dth	Amounts
(a)	(b)	(c)	(d)	(e)	(f)	(g)	(h)	(i)	(j)	
414	LTF	Mainline	FT	CITIGROUP ENERGY INC.	220944	220944		Jan-25	283,100	\$0
415	LTF	Mainline	FT	CITIGROUP ENERGY INC.	220944	220944		Feb-25	269,763	\$0
416	LTF	Mainline	FT	CITIGROUP ENERGY INC.	220944	220944		Mar-25	312,900	\$0
417	LTF	Mainline	FT	CITIGROUP ENERGY INC.	220944	220944		Apr-25	302,948	\$0
418	LTF	Mainline	FT	CITIGROUP ENERGY INC.	220944	220944		May-25	312,815	\$0
419	LTF	Mainline	FT	CITIGROUP ENERGY INC.	220944	220944		Jun-25	296,980	\$0
420	LTF	Mainline	FT	CITIGROUP ENERGY INC.	220944	220944		Jul-25	297,869	\$0
421	LTF	Mainline	FT	CITIGROUP ENERGY INC.	220944	220944		Aug-25	307,768	\$0
422	LTF	Mainline	FT	CITIGROUP ENERGY INC.	220944	220944		Sep-25	283,761	\$0
423	LTF	Mainline	FT	CITIGROUP ENERGY INC.	220944	220944		Oct-25	293,811	\$0
424	LTF	Mainline	FT	CITIGROUP ENERGY INC.	220944	220944		Nov-25	248,868	\$0
425	LTF	Mainline	FT	CITIGROUP ENERGY INC.	220944	220944		Dec-25	385,428	\$0
426	LTF	Mainline	FT	CITIGROUP ENERGY INC.	220944 Total				3,596,011	\$0
427	LTF	Mainline	FT	ANADARKO ENERGY SERVICES COMPANY	220996	220996		Jan-25	612,500	\$0
428	LTF	Mainline	FT	ANADARKO ENERGY SERVICES COMPANY	220996	220996		Feb-25	496,389	\$0
429	LTF	Mainline	FT	ANADARKO ENERGY SERVICES COMPANY	220996	220996		Mar-25	625,313	\$0
430	LTF	Mainline	FT	ANADARKO ENERGY SERVICES COMPANY	220996	220996		Apr-25	539,645	\$0
431	LTF	Mainline	FT	ANADARKO ENERGY SERVICES COMPANY	220996	220996		May-25	564,875	\$0
432	LTF	Mainline	FT	ANADARKO ENERGY SERVICES COMPANY	220996	220996		Jun-25	520,593	\$0
433	LTF	Mainline	FT	ANADARKO ENERGY SERVICES COMPANY	220996	220996		Jul-25	227,856	\$0
434	LTF	Mainline	FT	ANADARKO ENERGY SERVICES COMPANY	220996	220996		Aug-25	110,201	\$0
435	LTF	Mainline	FT	ANADARKO ENERGY SERVICES COMPANY	220996	220996		Sep-25	100,102	\$0
436	LTF	Mainline	FT	ANADARKO ENERGY SERVICES COMPANY	220996	220996		Oct-25	95,161	\$0
437	LTF	Mainline	FT	ANADARKO ENERGY SERVICES COMPANY	220996	220996		Nov-25	88,007	\$0
438	LTF	Mainline	FT	ANADARKO ENERGY SERVICES COMPANY	220996	220996		Dec-25	406,104	\$0
439	LTF	Mainline	FT	ANADARKO ENERGY SERVICES COMPANY	220996 Total				4,386,746	\$0
440	LTF	Mainline	FT	STANCHION GAS MARKETING, LLC	221045	221045		Jan-25	609,993	\$0
441	LTF	Mainline	FT	STANCHION GAS MARKETING, LLC	221045	221045		Feb-25	515,317	\$0
442	LTF	Mainline	FT	STANCHION GAS MARKETING, LLC	221045	221045		Mar-25	619,613	\$0
443	LTF	Mainline	FT	STANCHION GAS MARKETING, LLC	221045	221045		Apr-25	579,684	\$0
444	LTF	Mainline	FT	STANCHION GAS MARKETING, LLC	221045	221045		May-25	350,318	\$0
445	LTF	Mainline	FT	STANCHION GAS MARKETING, LLC	221045	221045		Jun-25	357,302	\$0
446	LTF	Mainline	FT	STANCHION GAS MARKETING, LLC	221045	221045		Jul-25	407,972	\$0
447	LTF	Mainline	FT	STANCHION GAS MARKETING, LLC	221045	221045		Aug-25	430,344	\$0
448	LTF	Mainline	FT	STANCHION GAS MARKETING, LLC	221045	221045		Sep-25	283,923	\$0
449	LTF	Mainline	FT	STANCHION GAS MARKETING, LLC	221045	221045		Oct-25	279,131	\$0
450	LTF	Mainline	FT	STANCHION GAS MARKETING, LLC	221045	221045		Nov-25	190,367	\$0
451	LTF	Mainline	FT	STANCHION GAS MARKETING, LLC	221045	221045		Dec-25	172,042	\$0
452	LTF	Mainline	FT	STANCHION GAS MARKETING, LLC	221045 Total				4,796,006	\$0
453	LTF	Mainline	FT	WOODRIVER ENERGY LLC	221052	221052	215933	Jan-25	21,356	\$659
454	LTF	Mainline	FT	WOODRIVER ENERGY LLC	221052	221052	215933	Feb-25	3,474	\$25
455	LTF	Mainline	FT	WOODRIVER ENERGY LLC	221052	221052	215933	Mar-25	3,125	\$164
456	LTF	Mainline	FT	WOODRIVER ENERGY LLC	221052	221052	215933	Apr-25	208	\$0
457	LTF	Mainline	FT	WOODRIVER ENERGY LLC	221052 Total				28,163	\$848

Line No.	LTF-STF	Lateral	Rate Sched	Company Name	Agmt No.	Legacy Agmt No.	Releasing Shipper Agmt No.	Month/Year	Billed Dth	Amounts
(a)	(b)	(c)	(d)	(e)	(f)	(g)	(h)	(i)	(j)	
458	LTF	Mainline	FT	ARCHER ENERGY, LLC	221054	221054	215933	Jan-25	40,440	\$677
459	LTF	Mainline	FT	ARCHER ENERGY, LLC	221054	221054	215933	Feb-25	31,575	\$807
460	LTF	Mainline	FT	ARCHER ENERGY, LLC	221054	221054	215933	Mar-25	11,156	\$35
461	LTF	Mainline	FT	ARCHER ENERGY, LLC	221054	221054	215933	Apr-25	34,437	\$899
462	LTF	Mainline	FT	ARCHER ENERGY, LLC	221054	221054	215933	May-25	25,845	\$731
463	LTF	Mainline	FT	ARCHER ENERGY, LLC	221054 Total				143,453	\$3,149
464	LTF	Mainline	FT	VISTA ENERGY MARKETING, L.P.	221055	221055	215933	Jan-25	278	\$0
465	LTF	Mainline	FT	VISTA ENERGY MARKETING, L.P.	221055	221055	215933	Feb-25	26	\$0
466	LTF	Mainline	FT	VISTA ENERGY MARKETING, L.P.	221055	221055	215933	Mar-25	2,200	\$116
467	LTF	Mainline	FT	VISTA ENERGY MARKETING, L.P.	221055 Total				2,504	\$116
468	LTF	Mainline	FT	WYOMING PRODUCER CONSUMER ALLIANCE	221056	221056	215933	Jan-25	74,808	\$766
469	LTF	Mainline	FT	WYOMING PRODUCER CONSUMER ALLIANCE	221056	221056	215933	Feb-25	58,268	\$730
470	LTF	Mainline	FT	WYOMING PRODUCER CONSUMER ALLIANCE	221056	221056	215933	Mar-25	54,664	\$47
471	LTF	Mainline	FT	WYOMING PRODUCER CONSUMER ALLIANCE	221056	221056	215933	Apr-25	39,551	\$728
472	LTF	Mainline	FT	WYOMING PRODUCER CONSUMER ALLIANCE	221056	221056	215933	May-25	35,057	\$489
473	LTF	Mainline	FT	WYOMING PRODUCER CONSUMER ALLIANCE	221056 Total				262,348	\$2,760
474	LTF	Mainline	FT	BLACK HILLS ENERGY SERVICES COMPANY	221057	221057	215933	Jan-25	2,936	\$0
475	LTF	Mainline	FT	BLACK HILLS ENERGY SERVICES COMPANY	221057	221057	215933	Feb-25	24,735	\$0
476	LTF	Mainline	FT	BLACK HILLS ENERGY SERVICES COMPANY	221057	221057	215933	Mar-25	22,510	\$0
477	LTF	Mainline	FT	BLACK HILLS ENERGY SERVICES COMPANY	221057	221057	215933	Apr-25	20,444	\$0
478	LTF	Mainline	FT	BLACK HILLS ENERGY SERVICES COMPANY	221057	221057	215933	May-25	5,793	\$0
479	LTF	Mainline	FT	BLACK HILLS ENERGY SERVICES COMPANY	221057 Total				76,418	\$0
480	LTF	Mainline	FT	TIGER NATURAL GAS, INC.	221060	221060	215933	Jan-25	8,866	\$116
481	LTF	Mainline	FT	TIGER NATURAL GAS, INC.	221060	221060	215933	Feb-25	2,278	\$120
482	LTF	Mainline	FT	TIGER NATURAL GAS, INC.	221060	221060	215933	Mar-25	270	\$14
483	LTF	Mainline	FT	TIGER NATURAL GAS, INC.	221060	221060	215933	Apr-25	1,974	\$104
484	LTF	Mainline	FT	TIGER NATURAL GAS, INC.	221060 Total				13,388	\$354
485	LTF	Mainline	FT	SYMMETRY ENERGY SOLUTIONS, LLC	221064	221064	215933	Jan-25	124,662	\$0
486	LTF	Mainline	FT	SYMMETRY ENERGY SOLUTIONS, LLC	221064	221064	215933	Feb-25	118,875	\$0
487	LTF	Mainline	FT	SYMMETRY ENERGY SOLUTIONS, LLC	221064	221064	215933	Mar-25	77,142	\$0
488	LTF	Mainline	FT	SYMMETRY ENERGY SOLUTIONS, LLC	221064	221064	215933	Apr-25	47,440	\$0
489	LTF	Mainline	FT	SYMMETRY ENERGY SOLUTIONS, LLC	221064	221064	215933	May-25	33,085	\$0
490	LTF	Mainline	FT	SYMMETRY ENERGY SOLUTIONS, LLC	221064 Total				401,204	\$0
491	LTF	Mainline	FT	SOUTHWEST ENERGY, L.P.	221333	221333		Apr-25	15,186	\$0
492	LTF	Mainline	FT	SOUTHWEST ENERGY, L.P.	221333	221333		May-25	277,368	\$0
493	LTF	Mainline	FT	SOUTHWEST ENERGY, L.P.	221333	221333		Jun-25	652,788	\$0
494	LTF	Mainline	FT	SOUTHWEST ENERGY, L.P.	221333	221333		Jul-25	629,295	\$0
495	LTF	Mainline	FT	SOUTHWEST ENERGY, L.P.	221333	221333		Aug-25	680,334	\$0
496	LTF	Mainline	FT	SOUTHWEST ENERGY, L.P.	221333	221333		Sep-25	679,843	\$0
497	LTF	Mainline	FT	SOUTHWEST ENERGY, L.P.	221333	221333		Oct-25	679,058	\$0
498	LTF	Mainline	FT	SOUTHWEST ENERGY, L.P.	221333 Total				3,613,872	\$0

Line No.	LTF-STF	Lateral	Rate Sched	Company Name	Agmt No.	Legacy Agmt No.	Releasing Shipper Agmt No.	Month/Year	Billed Dth	Amounts
(a)	(b)	(c)	(d)	(e)	(f)	(g)	(h)	(i)	(j)	
499	LTF	Mainline	FT	TENASKA MARKETING VENTURES	221337	221337		Apr-25	759,190	\$1,241
500	LTF	Mainline	FT	TENASKA MARKETING VENTURES	221337	221337		May-25	801,245	\$8,257
501	LTF	Mainline	FT	TENASKA MARKETING VENTURES	221337	221337		Jun-25	673,878	\$3,907
502	LTF	Mainline	FT	TENASKA MARKETING VENTURES	221337	221337		Jul-25	623,997	\$311
503	LTF	Mainline	FT	TENASKA MARKETING VENTURES	221337	221337		Aug-25	779,483	\$760
504	LTF	Mainline	FT	TENASKA MARKETING VENTURES	221337	221337		Sep-25	684,574	\$736
505	LTF	Mainline	FT	TENASKA MARKETING VENTURES	221337	221337		Oct-25	744,467	\$0
506	LTF	Mainline	FT	TENASKA MARKETING VENTURES	221337	221337		Nov-25	732,290	\$2,541
507	LTF	Mainline	FT	TENASKA MARKETING VENTURES	221337	221337		Dec-25	623,687	\$0
508	LTF	Mainline	FT	TENASKA MARKETING VENTURES	221337 Total				6,422,811	\$17,754
509	LTF	Mainline	FT	TENASKA MARKETING VENTURES	221436	221436		Apr-25	851,280	\$2,580
510	LTF	Mainline	FT	TENASKA MARKETING VENTURES	221436	221436		May-25	973,152	\$7,010
511	LTF	Mainline	FT	TENASKA MARKETING VENTURES	221436	221436		Jun-25	900,802	\$754
512	LTF	Mainline	FT	TENASKA MARKETING VENTURES	221436	221436		Jul-25	696,567	\$0
513	LTF	Mainline	FT	TENASKA MARKETING VENTURES	221436	221436		Aug-25	814,588	\$4,499
514	LTF	Mainline	FT	TENASKA MARKETING VENTURES	221436	221436		Sep-25	901,098	\$947
515	LTF	Mainline	FT	TENASKA MARKETING VENTURES	221436	221436		Oct-25	905,865	\$1,090
516	LTF	Mainline	FT	TENASKA MARKETING VENTURES	221436	221436		Nov-25	878,277	\$79
517	LTF	Mainline	FT	TENASKA MARKETING VENTURES	221436	221436		Dec-25	825,241	\$442
518	LTF	Mainline	FT	TENASKA MARKETING VENTURES	221436 Total				7,746,870	\$17,399
519	LTF	Mainline	FT	TIGER NATURAL GAS, INC.	221600	221600	215933	Nov-25	4,140	\$218
520	LTF	Mainline	FT	TIGER NATURAL GAS, INC.	221600	221600		Dec-25	13,882	\$717
521	LTF	Mainline	FT	TIGER NATURAL GAS, INC.	221600 Total				18,022	\$935
522	LTF	Mainline	FT	SYMMETRY ENERGY SOLUTIONS, LLC	221601	221601	215933	Jun-25	16,461	\$0
523	LTF	Mainline	FT	SYMMETRY ENERGY SOLUTIONS, LLC	221601	221601	215933	Jul-25	26,833	\$209
524	LTF	Mainline	FT	SYMMETRY ENERGY SOLUTIONS, LLC	221601	221601	215933	Aug-25	20,227	\$0
525	LTF	Mainline	FT	SYMMETRY ENERGY SOLUTIONS, LLC	221601	221601	215933	Sep-25	38,712	\$1,055
526	LTF	Mainline	FT	SYMMETRY ENERGY SOLUTIONS, LLC	221601	221601	215933	Oct-25	140,718	\$5,257
527	LTF	Mainline	FT	SYMMETRY ENERGY SOLUTIONS, LLC	221601	221601	215933	Nov-25	64,994	\$0
528	LTF	Mainline	FT	SYMMETRY ENERGY SOLUTIONS, LLC	221601	221601	215933	Dec-25	97,972	\$0
529	LTF	Mainline	FT	SYMMETRY ENERGY SOLUTIONS, LLC	221601 Total				405,917	\$6,521
530	LTF	Mainline	FT	BLACK HILLS ENERGY SERVICES COMPANY	221602	221602	215933	Jun-25	5,710	\$0
531	LTF	Mainline	FT	BLACK HILLS ENERGY SERVICES COMPANY	221602	221602	215933	Jul-25	12,373	\$0
532	LTF	Mainline	FT	BLACK HILLS ENERGY SERVICES COMPANY	221602	221602	215933	Aug-25	14,240	\$0
533	LTF	Mainline	FT	BLACK HILLS ENERGY SERVICES COMPANY	221602	221602	215933	Sep-25	16,713	\$0
534	LTF	Mainline	FT	BLACK HILLS ENERGY SERVICES COMPANY	221602	221602	215933	Oct-25	19,678	\$0
535	LTF	Mainline	FT	BLACK HILLS ENERGY SERVICES COMPANY	221602	221602	215933	Nov-25	50,078	\$0
536	LTF	Mainline	FT	BLACK HILLS ENERGY SERVICES COMPANY	221602	221602	215933	Dec-25	25,619	\$1,328
537	LTF	Mainline	FT	BLACK HILLS ENERGY SERVICES COMPANY	221602 Total				144,411	\$1,328
538	LTF	Mainline	FT	ARCHER ENERGY, LLC	221603	221603	215933	Jun-25	38,724	\$1,386
539	LTF	Mainline	FT	ARCHER ENERGY, LLC	221603	221603	215933	Jul-25	41,411	\$1,493
540	LTF	Mainline	FT	ARCHER ENERGY, LLC	221603	221603	215933	Aug-25	43,472	\$1,480
541	LTF	Mainline	FT	ARCHER ENERGY, LLC	221603	221603	215933	Sep-25	46,693	\$343
542	LTF	Mainline	FT	ARCHER ENERGY, LLC	221603	221603	215933	Oct-25	60,178	\$1,386
543	LTF	Mainline	FT	ARCHER ENERGY, LLC	221603	221603	215933	Nov-25	53,013	\$715
544	LTF	Mainline	FT	ARCHER ENERGY, LLC	221603	221603	215933	Dec-25	11,925	\$306
545	LTF	Mainline	FT	ARCHER ENERGY, LLC	221603 Total				295,416	\$7,111

Line No.	LTF-STF	Lateral	Rate Sched	Company Name	Agmt No.	Legacy Agmt No.	Releasing Shipper Agmt No.	Month/Year	Billed Dth	Amounts
(a)	(b)	(c)	(d)	(e)	(f)	(g)	(h)	(i)	(j)	
546	LTF	Mainline	FT	WYOMING PRODUCER CONSUMER ALLIANCE	221604	221604	215933	Jun-25	48,513	\$692
547	LTF	Mainline	FT	WYOMING PRODUCER CONSUMER ALLIANCE	221604	221604	215933	Jul-25	45,289	\$695
548	LTF	Mainline	FT	WYOMING PRODUCER CONSUMER ALLIANCE	221604	221604	215933	Aug-25	38,328	\$500
549	LTF	Mainline	FT	WYOMING PRODUCER CONSUMER ALLIANCE	221604	221604	215933	Sep-25	46,706	\$132
550	LTF	Mainline	FT	WYOMING PRODUCER CONSUMER ALLIANCE	221604	221604	215933	Oct-25	82,797	\$416
551	LTF	Mainline	FT	WYOMING PRODUCER CONSUMER ALLIANCE	221604	221604	215933	Nov-25	75,123	\$285
552	LTF	Mainline	FT	WYOMING PRODUCER CONSUMER ALLIANCE	221604	221604	215933	Dec-25	11,575	\$220
553	LTF	Mainline	FT	WYOMING PRODUCER CONSUMER ALLIANCE	221604 Total				348,331	\$2,941
554	LTF	Mainline	FT	WOODRIVER ENERGY LLC	221606	221606	215933	Dec-25	1,250	\$0
555	LTF	Mainline	FT	WOODRIVER ENERGY LLC	221606 Total				1,250	\$0
556	LTF	Mainline	FT	MIECO LLC	221655	221655		Jul-25	1,449,842	\$0
557	LTF	Mainline	FT	MIECO LLC	221655	221655		Aug-25	1,505,815	\$0
558	LTF	Mainline	FT	MIECO LLC	221655	221655		Sep-25	1,474,795	\$0
559	LTF	Mainline	FT	MIECO LLC	221655	221655		Oct-25	1,503,244	\$0
560	LTF	Mainline	FT	MIECO LLC	221655	221655		Nov-25	1,408,394	\$325
561	LTF	Mainline	FT	MIECO LLC	221655	221655		Dec-25	1,476,716	\$0
562	LTF	Mainline	FT	MIECO LLC	221655 Total				8,818,806	\$325
563	LTF	Mainline	FT	TENASKA MARKETING VENTURES	221777	221777		Nov-25	493,860	\$0
564	LTF	Mainline	FT	TENASKA MARKETING VENTURES	221777	221777		Dec-25	62,589	\$0
565	LTF	Mainline	FT	TENASKA MARKETING VENTURES	221777 Total				556,449	\$0
566	Total Out of Path Deliveries Long-Term Firm - Mainline								306,307,273	\$90,530
567	LTF	Medicine Bow	FT	EOG RESOURCES, INC.	214934	214934		Jan-25	2,266,119	\$0
568	LTF	Medicine Bow	FT	EOG RESOURCES, INC.	214934	214934		Feb-25	1,501,500	\$0
569	LTF	Medicine Bow	FT	EOG RESOURCES, INC.	214934	214934		Mar-25	627,200	\$0
570	LTF	Medicine Bow	FT	EOG RESOURCES, INC.	214934	214934		Apr-25	1,430,850	\$0
571	LTF	Medicine Bow	FT	EOG RESOURCES, INC.	214934	214934		May-25	2,269,290	\$0
572	LTF	Medicine Bow	FT	EOG RESOURCES, INC.	214934	214934		Jun-25	2,018,629	\$0
573	LTF	Medicine Bow	FT	EOG RESOURCES, INC.	214934	214934		Jul-25	1,625,305	\$0
574	LTF	Medicine Bow	FT	EOG RESOURCES, INC.	214934	214934		Aug-25	2,123,088	\$0
575	LTF	Medicine Bow	FT	EOG RESOURCES, INC.	214934	214934		Sep-25	1,650,649	\$0
576	LTF	Medicine Bow	FT	EOG RESOURCES, INC.	214934	214934		Oct-25	1,733,802	\$0
577	LTF	Medicine Bow	FT	EOG RESOURCES, INC.	214934	214934		Nov-25	1,588,138	\$0
578	LTF	Medicine Bow	FT	EOG RESOURCES, INC.	214934	214934		Dec-25	2,721,183	\$0
579	LTF	Medicine Bow	FT	EOG RESOURCES, INC.	214934 Total				21,555,753	\$0
580	LTF	Medicine Bow	FT	SPOTLIGHT ENERGY, LLC	217274	217274		Oct-25	391	\$35
581	LTF	Medicine Bow	FT	SPOTLIGHT ENERGY, LLC	217274	217274		Nov-25	6,875	\$618
582	LTF	Medicine Bow	FT	SPOTLIGHT ENERGY, LLC	217274	217274		Dec-25	4,300	\$387
583	LTF	Medicine Bow	FT	SPOTLIGHT ENERGY, LLC	217274 Total				11,566	\$1,040
584	LTF	Medicine Bow	FT	CONCORD ENERGY LLC	217794	217794		Jan-25	11,491	\$1,033
585	LTF	Medicine Bow	FT	CONCORD ENERGY LLC	217794	217794		Jul-25	1,728	\$155
586	LTF	Medicine Bow	FT	CONCORD ENERGY LLC	217794 Total				13,219	\$1,188

Line No.	LTF-STF	Lateral	Rate Sched	Company Name	Agmt No.	Legacy Agmt No.	Releasing Shipper Agmt No.	Month/Year	Billed Dth	Amounts
(a)	(b)	(c)	(d)	(e)	(f)	(g)	(h)	(i)	(j)	
587	LTF	Medicine Bow	FT	CONCORD ENERGY LLC	218446	218446		Jan-25	369,269	\$33,197
588	LTF	Medicine Bow	FT	CONCORD ENERGY LLC	218446	218446		Feb-25	275,210	\$24,741
589	LTF	Medicine Bow	FT	CONCORD ENERGY LLC	218446	218446		Mar-25	372,907	\$33,525
590	LTF	Medicine Bow	FT	CONCORD ENERGY LLC	218446	218446		Apr-25	208,841	\$18,775
591	LTF	Medicine Bow	FT	CONCORD ENERGY LLC	218446	218446		May-25	242,331	\$21,786
592	LTF	Medicine Bow	FT	CONCORD ENERGY LLC	218446	218446		Jun-25	212,042	\$19,063
593	LTF	Medicine Bow	FT	CONCORD ENERGY LLC	218446	218446		Aug-25	138,227	\$12,427
594	LTF	Medicine Bow	FT	CONCORD ENERGY LLC	218446	218446		Sep-25	281,828	\$25,336
595	LTF	Medicine Bow	FT	CONCORD ENERGY LLC	218446	218446		Oct-25	264,413	\$23,771
596	LTF	Medicine Bow	FT	CONCORD ENERGY LLC	218446	218446		Nov-25	258,395	\$23,230
597	LTF	Medicine Bow	FT	CONCORD ENERGY LLC	218446	218446		Dec-25	188,808	\$16,974
598	LTF	Medicine Bow	FT	CONCORD ENERGY LLC	218446 Total				2,812,271	\$252,823
599	LTF	Medicine Bow	FT	MIECO LLC	218673	218673		Jan-25	56,189	\$0
600	LTF	Medicine Bow	FT	MIECO LLC	218673	218673		Feb-25	167,346	\$0
601	LTF	Medicine Bow	FT	MIECO LLC	218673	218673		Mar-25	186,000	\$0
602	LTF	Medicine Bow	FT	MIECO LLC	218673	218673		Apr-25	49,800	\$0
603	LTF	Medicine Bow	FT	MIECO LLC	218673	218673		Jul-25	25,589	\$0
604	LTF	Medicine Bow	FT	MIECO LLC	218673	218673		Sep-25	816	\$0
605	LTF	Medicine Bow	FT	MIECO LLC	218673	218673		Nov-25	461	\$0
606	LTF	Medicine Bow	FT	MIECO LLC	218673	218673		Dec-25	9,115	\$0
607	LTF	Medicine Bow	FT	MIECO LLC	218673 Total				495,316	\$0
608	LTF	Medicine Bow	FT	CONTINENTAL RESOURCES, INC.	219334	219334		Jan-25	1,478,871	\$0
609	LTF	Medicine Bow	FT	CONTINENTAL RESOURCES, INC.	219334	219334		Feb-25	1,412,064	\$0
610	LTF	Medicine Bow	FT	CONTINENTAL RESOURCES, INC.	219334	219334		Mar-25	1,486,982	\$0
611	LTF	Medicine Bow	FT	CONTINENTAL RESOURCES, INC.	219334	219334		Apr-25	950,646	\$0
612	LTF	Medicine Bow	FT	CONTINENTAL RESOURCES, INC.	219334	219334		May-25	1,077,533	\$0
613	LTF	Medicine Bow	FT	CONTINENTAL RESOURCES, INC.	219334	219334		Jun-25	892,773	\$0
614	LTF	Medicine Bow	FT	CONTINENTAL RESOURCES, INC.	219334	219334		Jul-25	471,523	\$0
615	LTF	Medicine Bow	FT	CONTINENTAL RESOURCES, INC.	219334	219334		Aug-25	923,467	\$0
616	LTF	Medicine Bow	FT	CONTINENTAL RESOURCES, INC.	219334	219334		Sep-25	741,252	\$0
617	LTF	Medicine Bow	FT	CONTINENTAL RESOURCES, INC.	219334	219334		Oct-25	419,923	\$0
618	LTF	Medicine Bow	FT	CONTINENTAL RESOURCES, INC.	219334	219334		Nov-25	1,397,904	\$0
619	LTF	Medicine Bow	FT	CONTINENTAL RESOURCES, INC.	219334	219334		Dec-25	1,331,991	\$0
620	LTF	Medicine Bow	FT	CONTINENTAL RESOURCES, INC.	219334 Total				12,584,929	\$0
621	LTF	Medicine Bow	FT	UNITED ENERGY TRADING, LLC	219656	219656		Jun-25	2,168	\$195
622	LTF	Medicine Bow	FT	UNITED ENERGY TRADING, LLC	219656 Total				2,168	\$195
623	LTF	Medicine Bow	FT	TWIN EAGLE RESOURCE MANAGEMENT, LLC	219736	219736		Jan-25	18,500	\$1,663
624	LTF	Medicine Bow	FT	TWIN EAGLE RESOURCE MANAGEMENT, LLC	219736	219736		Feb-25	14,000	\$1,259
625	LTF	Medicine Bow	FT	TWIN EAGLE RESOURCE MANAGEMENT, LLC	219736	219736		Mar-25	15,500	\$1,393
626	LTF	Medicine Bow	FT	TWIN EAGLE RESOURCE MANAGEMENT, LLC	219736	219736		Dec-25	54,143	\$4,868
627	LTF	Medicine Bow	FT	TWIN EAGLE RESOURCE MANAGEMENT, LLC	219736 Total				102,143	\$9,183
628	LTF	Medicine Bow	FT	BLACK HILLS SERVICE COMPANY, LLC	219874	219874		Mar-25	27,000	\$2,427
629	LTF	Medicine Bow	FT	BLACK HILLS SERVICE COMPANY, LLC	219874	219874		Apr-25	14,024	\$1,261
630	LTF	Medicine Bow	FT	BLACK HILLS SERVICE COMPANY, LLC	219874 Total				41,024	\$3,688

Line No.	LTF-STF	Lateral	Rate Sched	Company Name	Agmt No.	Legacy Agmt No.	Releasing Shipper Agmt No.	Month/Year	Billed Dth	Amounts
(a)	(b)	(c)	(d)	(e)	(f)	(g)	(h)	(i)	(j)	
631	LTF	Medicine Bow	FT	TENASKA MARKETING VENTURES	219999	219999		Jan-25	10,272	\$923
632	LTF	Medicine Bow	FT	TENASKA MARKETING VENTURES	219999	219999		Feb-25	90,560	\$8,141
633	LTF	Medicine Bow	FT	TENASKA MARKETING VENTURES	219999	219999		Mar-25	14,798	\$1,330
634	LTF	Medicine Bow	FT	TENASKA MARKETING VENTURES	219999	219999		Oct-25	3,295	\$296
635	LTF	Medicine Bow	FT	TENASKA MARKETING VENTURES	219999 Total				118,925	\$10,691
636	LTF	Medicine Bow	FT	CIMA ENERGY, LP	220198	220198	216493	Jan-25	459,029	\$41,267
637	LTF	Medicine Bow	FT	CIMA ENERGY, LP	220198	220198	216493	Feb-25	409,862	\$36,847
638	LTF	Medicine Bow	FT	CIMA ENERGY, LP	220198	220198	216493	Mar-25	465,000	\$41,804
639	LTF	Medicine Bow	FT	CIMA ENERGY, LP	220198	220198	216493	Apr-25	438,668	\$39,436
640	LTF	Medicine Bow	FT	CIMA ENERGY, LP	220198	220198	216493	May-25	453,467	\$40,767
641	LTF	Medicine Bow	FT	CIMA ENERGY, LP	220198	220198	216493	Jun-25	448,983	\$40,364
642	LTF	Medicine Bow	FT	CIMA ENERGY, LP	220198	220198	216493	Jul-25	465,000	\$41,804
643	LTF	Medicine Bow	FT	CIMA ENERGY, LP	220198	220198	216493	Aug-25	465,000	\$41,804
644	LTF	Medicine Bow	FT	CIMA ENERGY, LP	220198	220198	216493	Sep-25	450,000	\$40,455
645	LTF	Medicine Bow	FT	CIMA ENERGY, LP	220198	220198	216493	Oct-25	465,000	\$41,804
646	LTF	Medicine Bow	FT	CIMA ENERGY, LP	220198	220198	216493	Nov-25	449,876	\$40,444
647	LTF	Medicine Bow	FT	CIMA ENERGY, LP	220198	220198	216493	Dec-25	473,055	\$42,528
648	LTF	Medicine Bow	FT	CIMA ENERGY, LP	220198 Total				5,442,940	\$489,321
649	LTF	Medicine Bow	FT	MIECO LLC	220454	220454		Mar-25	140	\$13
650	LTF	Medicine Bow	FT	MIECO LLC	220454	220454		Apr-25	66	\$6
651	LTF	Medicine Bow	FT	MIECO LLC	220454	220454		Oct-25	43	\$4
652	LTF	Medicine Bow	FT	MIECO LLC	220454 Total				249	\$22
653	LTF	Medicine Bow	FT	ANADARKO ENERGY SERVICES COMPANY	220996	220996		Jan-25	612,500	\$0
654	LTF	Medicine Bow	FT	ANADARKO ENERGY SERVICES COMPANY	220996	220996		Feb-25	496,389	\$0
655	LTF	Medicine Bow	FT	ANADARKO ENERGY SERVICES COMPANY	220996	220996		Mar-25	625,313	\$0
656	LTF	Medicine Bow	FT	ANADARKO ENERGY SERVICES COMPANY	220996	220996		Apr-25	539,645	\$0
657	LTF	Medicine Bow	FT	ANADARKO ENERGY SERVICES COMPANY	220996	220996		May-25	564,875	\$0
658	LTF	Medicine Bow	FT	ANADARKO ENERGY SERVICES COMPANY	220996	220996		Jun-25	520,593	\$0
659	LTF	Medicine Bow	FT	ANADARKO ENERGY SERVICES COMPANY	220996	220996		Jul-25	227,856	\$0
660	LTF	Medicine Bow	FT	ANADARKO ENERGY SERVICES COMPANY	220996	220996		Aug-25	110,201	\$0
661	LTF	Medicine Bow	FT	ANADARKO ENERGY SERVICES COMPANY	220996	220996		Sep-25	100,102	\$0
662	LTF	Medicine Bow	FT	ANADARKO ENERGY SERVICES COMPANY	220996	220996		Oct-25	95,161	\$0
663	LTF	Medicine Bow	FT	ANADARKO ENERGY SERVICES COMPANY	220996	220996		Nov-25	88,007	\$0
664	LTF	Medicine Bow	FT	ANADARKO ENERGY SERVICES COMPANY	220996	220996		Dec-25	406,104	\$0
665	LTF	Medicine Bow	FT	ANADARKO ENERGY SERVICES COMPANY	220996 Total				4,386,746	\$0
666	LTF	Medicine Bow	FT	STANCHION GAS MARKETING, LLC	221045	221045		Jan-25	199,612	\$17,945
667	LTF	Medicine Bow	FT	STANCHION GAS MARKETING, LLC	221045	221045		Feb-25	24,352	\$2,189
668	LTF	Medicine Bow	FT	STANCHION GAS MARKETING, LLC	221045 Total				223,964	\$20,134
669	LTF	Medicine Bow	FT	WOODRIVER ENERGY LLC	221052	221052	215933	Jan-25	116,053	\$1,903
670	LTF	Medicine Bow	FT	WOODRIVER ENERGY LLC	221052	221052	215933	Feb-25	82,110	\$1,104
671	LTF	Medicine Bow	FT	WOODRIVER ENERGY LLC	221052	221052	215933	Mar-25	68,964	\$823
672	LTF	Medicine Bow	FT	WOODRIVER ENERGY LLC	221052	221052	215933	Apr-25	53,467	\$246
673	LTF	Medicine Bow	FT	WOODRIVER ENERGY LLC	221052	221052	215933	May-25	30,501	\$84
674	LTF	Medicine Bow	FT	WOODRIVER ENERGY LLC	221052 Total				351,095	\$4,161

Line No.	LTF-STF	Lateral	Rate Sched	Company Name	Agmt No.	Legacy Agmt No.	Releasing Shipper Agmt No.	Month/Year	Billed Dth	Amounts
(a)	(b)	(c)	(d)	(e)	(f)	(g)	(h)	(i)	(j)	
675	LTF	Medicine Bow	FT	BLACK HILLS SERVICE COMPANY, LLC	221053	221053	215933	Jan-25	227,200	\$0
676	LTF	Medicine Bow	FT	BLACK HILLS SERVICE COMPANY, LLC	221053	221053	215933	Feb-25	173,200	\$0
677	LTF	Medicine Bow	FT	BLACK HILLS SERVICE COMPANY, LLC	221053	221053	215933	Mar-25	127,584	\$0
678	LTF	Medicine Bow	FT	BLACK HILLS SERVICE COMPANY, LLC	221053	221053	215933	Apr-25	94,338	\$0
679	LTF	Medicine Bow	FT	BLACK HILLS SERVICE COMPANY, LLC	221053	221053	215933	May-25	53,060	\$0
680	LTF	Medicine Bow	FT	BLACK HILLS SERVICE COMPANY, LLC	221053 Total				675,382	\$0
681	LTF	Medicine Bow	FT	ARCHER ENERGY, LLC	221054	221054	215933	Jan-25	35,469	\$1,651
682	LTF	Medicine Bow	FT	ARCHER ENERGY, LLC	221054	221054	215933	Feb-25	16,240	\$973
683	LTF	Medicine Bow	FT	ARCHER ENERGY, LLC	221054	221054	215933	Mar-25	10,481	\$628
684	LTF	Medicine Bow	FT	ARCHER ENERGY, LLC	221054	221054	215933	Apr-25	17,348	\$1,039
685	LTF	Medicine Bow	FT	ARCHER ENERGY, LLC	221054	221054	215933	May-25	11,952	\$716
686	LTF	Medicine Bow	FT	ARCHER ENERGY, LLC	221054 Total				91,490	\$5,007
687	LTF	Medicine Bow	FT	VISTA ENERGY MARKETING, L.P.	221055	221055	215933	Jan-25	89,700	\$102
688	LTF	Medicine Bow	FT	VISTA ENERGY MARKETING, L.P.	221055	221055	215933	Feb-25	77,603	\$149
689	LTF	Medicine Bow	FT	VISTA ENERGY MARKETING, L.P.	221055	221055	215933	Mar-25	86,101	\$2,065
690	LTF	Medicine Bow	FT	VISTA ENERGY MARKETING, L.P.	221055	221055	215933	Apr-25	55,483	\$1,126
691	LTF	Medicine Bow	FT	VISTA ENERGY MARKETING, L.P.	221055	221055	215933	May-25	44,115	\$628
692	LTF	Medicine Bow	FT	VISTA ENERGY MARKETING, L.P.	221055 Total				353,002	\$4,071
693	LTF	Medicine Bow	FT	WYOMING PRODUCER CONSUMER ALLIANCE	221056	221056	215933	Jan-25	60,250	\$3,609
694	LTF	Medicine Bow	FT	WYOMING PRODUCER CONSUMER ALLIANCE	221056	221056	215933	Feb-25	44,383	\$2,659
695	LTF	Medicine Bow	FT	WYOMING PRODUCER CONSUMER ALLIANCE	221056	221056	215933	Mar-25	53,764	\$3,221
696	LTF	Medicine Bow	FT	WYOMING PRODUCER CONSUMER ALLIANCE	221056	221056	215933	Apr-25	25,714	\$1,540
697	LTF	Medicine Bow	FT	WYOMING PRODUCER CONSUMER ALLIANCE	221056	221056	215933	May-25	25,758	\$1,543
698	LTF	Medicine Bow	FT	WYOMING PRODUCER CONSUMER ALLIANCE	221056 Total				209,869	\$12,571
699	LTF	Medicine Bow	FT	BLACK HILLS ENERGY SERVICES COMPANY	221057	221057	215933	Jan-25	120,931	\$5,839
700	LTF	Medicine Bow	FT	BLACK HILLS ENERGY SERVICES COMPANY	221057	221057	215933	Feb-25	138,848	\$6,890
701	LTF	Medicine Bow	FT	BLACK HILLS ENERGY SERVICES COMPANY	221057	221057	215933	Mar-25	90,911	\$5,056
702	LTF	Medicine Bow	FT	BLACK HILLS ENERGY SERVICES COMPANY	221057	221057	215933	Apr-25	135,744	\$3,524
703	LTF	Medicine Bow	FT	BLACK HILLS ENERGY SERVICES COMPANY	221057	221057	215933	May-25	90,908	\$2,020
704	LTF	Medicine Bow	FT	BLACK HILLS ENERGY SERVICES COMPANY	221057 Total				577,342	\$23,329
705	LTF	Medicine Bow	FT	UNITED ENERGY TRADING, LLC	221058	221058	215933	Jan-25	8,959	\$115
706	LTF	Medicine Bow	FT	UNITED ENERGY TRADING, LLC	221058	221058	215933	Feb-25	8,083	\$100
707	LTF	Medicine Bow	FT	UNITED ENERGY TRADING, LLC	221058	221058	215933	Mar-25	8,947	\$65
708	LTF	Medicine Bow	FT	UNITED ENERGY TRADING, LLC	221058	221058	215933	Apr-25	4,660	\$39
709	LTF	Medicine Bow	FT	UNITED ENERGY TRADING, LLC	221058	221058	215933	May-25	5,542	\$23
710	LTF	Medicine Bow	FT	UNITED ENERGY TRADING, LLC	221058 Total				36,191	\$341
711	LTF	Medicine Bow	FT	TIGER NATURAL GAS, INC.	221060	221060	215933	Jan-25	6,665	\$399
712	LTF	Medicine Bow	FT	TIGER NATURAL GAS, INC.	221060	221060	215933	Feb-25	10,372	\$201
713	LTF	Medicine Bow	FT	TIGER NATURAL GAS, INC.	221060	221060	215933	Mar-25	6,590	\$86
714	LTF	Medicine Bow	FT	TIGER NATURAL GAS, INC.	221060	221060	215933	Apr-25	6,510	\$156
715	LTF	Medicine Bow	FT	TIGER NATURAL GAS, INC.	221060	221060	215933	May-25	4,030	\$13
716	LTF	Medicine Bow	FT	TIGER NATURAL GAS, INC.	221060 Total				34,167	\$855

Line No.	LTF-STF	Lateral	Rate Sched	Company Name	Agmt No.	Legacy Agmt No.	Releasing Shipper Agmt No.	Month/Year	Billed Dth	Amounts
(a)	(b)	(c)	(d)	(e)	(f)	(g)	(h)	(i)	(j)	
717	LTF	Medicine Bow	FT	CONSTELLATION ENERGY GENERATION, LLC	221061	221061	215933	Jan-25	237,100	\$0
718	LTF	Medicine Bow	FT	CONSTELLATION ENERGY GENERATION, LLC	221061	221061	215933	Feb-25	192,400	\$0
719	LTF	Medicine Bow	FT	CONSTELLATION ENERGY GENERATION, LLC	221061	221061	215933	Mar-25	121,000	\$0
720	LTF	Medicine Bow	FT	CONSTELLATION ENERGY GENERATION, LLC	221061	221061	215933	Apr-25	81,861	\$0
721	LTF	Medicine Bow	FT	CONSTELLATION ENERGY GENERATION, LLC	221061	221061	215933	May-25	152,938	\$0
722	LTF	Medicine Bow	FT	CONSTELLATION ENERGY GENERATION, LLC	221061 Total				785,299	\$0
723	LTF	Medicine Bow	FT	SYMMETRY ENERGY SOLUTIONS, LLC	221064	221064	215933	Jan-25	124,662	\$7,467
724	LTF	Medicine Bow	FT	SYMMETRY ENERGY SOLUTIONS, LLC	221064	221064	215933	Feb-25	118,875	\$7,121
725	LTF	Medicine Bow	FT	SYMMETRY ENERGY SOLUTIONS, LLC	221064	221064	215933	Mar-25	77,142	\$4,621
726	LTF	Medicine Bow	FT	SYMMETRY ENERGY SOLUTIONS, LLC	221064	221064	215933	Apr-25	47,440	\$2,842
727	LTF	Medicine Bow	FT	SYMMETRY ENERGY SOLUTIONS, LLC	221064	221064	215933	May-25	33,085	\$1,982
728	LTF	Medicine Bow	FT	SYMMETRY ENERGY SOLUTIONS, LLC	221064 Total				401,204	\$24,032
729	LTF	Medicine Bow	FT	TENASKA MARKETING VENTURES	221337	221337		Apr-25	737,503	\$0
730	LTF	Medicine Bow	FT	TENASKA MARKETING VENTURES	221337	221337		May-25	708,291	\$0
731	LTF	Medicine Bow	FT	TENASKA MARKETING VENTURES	221337	221337		Jun-25	599,600	\$0
732	LTF	Medicine Bow	FT	TENASKA MARKETING VENTURES	221337	221337		Jul-25	618,076	\$0
733	LTF	Medicine Bow	FT	TENASKA MARKETING VENTURES	221337	221337		Aug-25	765,028	\$0
734	LTF	Medicine Bow	FT	TENASKA MARKETING VENTURES	221337	221337		Sep-25	684,574	\$0
735	LTF	Medicine Bow	FT	TENASKA MARKETING VENTURES	221337	221337		Oct-25	744,467	\$0
736	LTF	Medicine Bow	FT	TENASKA MARKETING VENTURES	221337	221337		Nov-25	683,981	\$0
737	LTF	Medicine Bow	FT	TENASKA MARKETING VENTURES	221337	221337		Dec-25	623,687	\$0
738	LTF	Medicine Bow	FT	TENASKA MARKETING VENTURES	221337 Total				6,165,207	\$0
739	LTF	Medicine Bow	FT	TENASKA MARKETING VENTURES	221436	221436		Apr-25	838,029	\$0
740	LTF	Medicine Bow	FT	TENASKA MARKETING VENTURES	221436	221436		May-25	883,480	\$0
741	LTF	Medicine Bow	FT	TENASKA MARKETING VENTURES	221436	221436		Jun-25	886,471	\$0
742	LTF	Medicine Bow	FT	TENASKA MARKETING VENTURES	221436	221436		Jul-25	696,567	\$0
743	LTF	Medicine Bow	FT	TENASKA MARKETING VENTURES	221436	221436		Aug-25	729,065	\$0
744	LTF	Medicine Bow	FT	TENASKA MARKETING VENTURES	221436	221436		Sep-25	883,098	\$0
745	LTF	Medicine Bow	FT	TENASKA MARKETING VENTURES	221436	221436		Oct-25	885,145	\$0
746	LTF	Medicine Bow	FT	TENASKA MARKETING VENTURES	221436	221436		Nov-25	876,772	\$0
747	LTF	Medicine Bow	FT	TENASKA MARKETING VENTURES	221436	221436		Dec-25	825,508	\$0
748	LTF	Medicine Bow	FT	TENASKA MARKETING VENTURES	221436 Total				7,504,135	\$0
749	LTF	Medicine Bow	FT	VISTA ENERGY MARKETING, L.P.	221597	221597	215933	Jun-25	39,445	\$264
750	LTF	Medicine Bow	FT	VISTA ENERGY MARKETING, L.P.	221597	221597	215933	Jul-25	32,729	\$193
751	LTF	Medicine Bow	FT	VISTA ENERGY MARKETING, L.P.	221597	221597	215933	Aug-25	18,569	\$178
752	LTF	Medicine Bow	FT	VISTA ENERGY MARKETING, L.P.	221597	221597	215933	Sep-25	24,410	\$222
753	LTF	Medicine Bow	FT	VISTA ENERGY MARKETING, L.P.	221597	221597	215933	Oct-25	48,738	\$659
754	LTF	Medicine Bow	FT	VISTA ENERGY MARKETING, L.P.	221597	221597	215933	Nov-25	56,041	\$1,212
755	LTF	Medicine Bow	FT	VISTA ENERGY MARKETING, L.P.	221597	221597	215933	Dec-25	79,912	\$1,951
756	LTF	Medicine Bow	FT	VISTA ENERGY MARKETING, L.P.	221597 Total				299,844	\$4,678

Line No.	LTF-STF	Lateral	Rate Sched	Company Name	Agmt No.	Legacy Agmt No.	Releasing Shipper Agmt No.	Month/Year	Billed Dth	Amounts
(a)	(b)	(c)	(d)	(e)	(f)	(g)	(h)	(i)	(j)	
757	LTF	Medicine Bow	FT	BLACK HILLS SERVICE COMPANY, LLC	221598	221598	215933	Jun-25	30,324	\$0
758	LTF	Medicine Bow	FT	BLACK HILLS SERVICE COMPANY, LLC	221598	221598	215933	Jul-25	24,935	\$0
759	LTF	Medicine Bow	FT	BLACK HILLS SERVICE COMPANY, LLC	221598	221598	215933	Aug-25	21,195	\$0
760	LTF	Medicine Bow	FT	BLACK HILLS SERVICE COMPANY, LLC	221598	221598	215933	Sep-25	26,669	\$0
761	LTF	Medicine Bow	FT	BLACK HILLS SERVICE COMPANY, LLC	221598	221598	215933	Oct-25	65,805	\$0
762	LTF	Medicine Bow	FT	BLACK HILLS SERVICE COMPANY, LLC	221598	221598	215933	Nov-25	106,302	\$0
763	LTF	Medicine Bow	FT	BLACK HILLS SERVICE COMPANY, LLC	221598	221598	215933	Dec-25	135,895	\$0
764	LTF	Medicine Bow	FT	BLACK HILLS SERVICE COMPANY, LLC	221598 Total				411,125	\$0
765	LTF	Medicine Bow	FT	CONSTELLATION ENERGY GENERATION, LLC	221599	221599	215933	Jun-25	162,559	\$0
766	LTF	Medicine Bow	FT	CONSTELLATION ENERGY GENERATION, LLC	221599	221599	215933	Jul-25	158,178	\$0
767	LTF	Medicine Bow	FT	CONSTELLATION ENERGY GENERATION, LLC	221599	221599	215933	Aug-25	136,034	\$0
768	LTF	Medicine Bow	FT	CONSTELLATION ENERGY GENERATION, LLC	221599	221599	215933	Sep-25	101,245	\$0
769	LTF	Medicine Bow	FT	CONSTELLATION ENERGY GENERATION, LLC	221599	221599	215933	Oct-25	214,018	\$0
770	LTF	Medicine Bow	FT	CONSTELLATION ENERGY GENERATION, LLC	221599	221599	215933	Nov-25	133,799	\$0
771	LTF	Medicine Bow	FT	CONSTELLATION ENERGY GENERATION, LLC	221599	221599	215933	Dec-25	158,074	\$0
772	LTF	Medicine Bow	FT	CONSTELLATION ENERGY GENERATION, LLC	221599 Total				1,063,907	\$0
773	LTF	Medicine Bow	FT	TIGER NATURAL GAS, INC.	221600	221600	215933	Jun-25	13,024	\$131
774	LTF	Medicine Bow	FT	TIGER NATURAL GAS, INC.	221600	221600	215933	Jul-25	9,269	\$120
775	LTF	Medicine Bow	FT	TIGER NATURAL GAS, INC.	221600	221600	215933	Aug-25	9,269	\$115
776	LTF	Medicine Bow	FT	TIGER NATURAL GAS, INC.	221600	221600	215933	Sep-25	8,951	\$404
777	LTF	Medicine Bow	FT	TIGER NATURAL GAS, INC.	221600	221600	215933	Oct-25	7,690	\$342
778	LTF	Medicine Bow	FT	TIGER NATURAL GAS, INC.	221600	221600	215933	Nov-25	15,655	\$588
779	LTF	Medicine Bow	FT	TIGER NATURAL GAS, INC.	221600	221600	215933	Dec-25	27,302	\$755
780	LTF	Medicine Bow	FT	TIGER NATURAL GAS, INC.	221600 Total				91,160	\$2,455
781	LTF	Medicine Bow	FT	SYMMETRY ENERGY SOLUTIONS, LLC	221601	221601	215933	Jun-25	16,461	\$986
782	LTF	Medicine Bow	FT	SYMMETRY ENERGY SOLUTIONS, LLC	221601	221601	215933	Jul-25	22,851	\$1,369
783	LTF	Medicine Bow	FT	SYMMETRY ENERGY SOLUTIONS, LLC	221601	221601	215933	Aug-25	20,227	\$1,212
784	LTF	Medicine Bow	FT	SYMMETRY ENERGY SOLUTIONS, LLC	221601	221601	215933	Sep-25	18,662	\$1,118
785	LTF	Medicine Bow	FT	SYMMETRY ENERGY SOLUTIONS, LLC	221601	221601	215933	Oct-25	40,778	\$2,443
786	LTF	Medicine Bow	FT	SYMMETRY ENERGY SOLUTIONS, LLC	221601	221601	215933	Nov-25	64,994	\$3,893
787	LTF	Medicine Bow	FT	SYMMETRY ENERGY SOLUTIONS, LLC	221601	221601	215933	Dec-25	97,972	\$5,869
788	LTF	Medicine Bow	FT	SYMMETRY ENERGY SOLUTIONS, LLC	221601 Total				281,945	\$16,889
789	LTF	Medicine Bow	FT	BLACK HILLS ENERGY SERVICES COMPANY	221602	221602	215933	Jun-25	66,581	\$1,009
790	LTF	Medicine Bow	FT	BLACK HILLS ENERGY SERVICES COMPANY	221602	221602	215933	Jul-25	66,661	\$1,257
791	LTF	Medicine Bow	FT	BLACK HILLS ENERGY SERVICES COMPANY	221602	221602	215933	Aug-25	81,183	\$1,391
792	LTF	Medicine Bow	FT	BLACK HILLS ENERGY SERVICES COMPANY	221602	221602	215933	Sep-25	82,154	\$1,635
793	LTF	Medicine Bow	FT	BLACK HILLS ENERGY SERVICES COMPANY	221602	221602	215933	Oct-25	60,405	\$2,556
794	LTF	Medicine Bow	FT	BLACK HILLS ENERGY SERVICES COMPANY	221602	221602	215933	Nov-25	105,942	\$5,468
795	LTF	Medicine Bow	FT	BLACK HILLS ENERGY SERVICES COMPANY	221602	221602	215933	Dec-25	214,655	\$5,012
796	LTF	Medicine Bow	FT	BLACK HILLS ENERGY SERVICES COMPANY	221602 Total				677,581	\$18,328

Line No.	LTF-STF	Lateral	Rate Sched	Company Name	Agmt No.	Legacy Agmt No.	Releasing Shipper Agmt No.	Month/Year	Billed Dth	Amounts
(a)	(b)	(c)	(d)	(e)	(f)	(g)	(h)	(i)	(j)	
797	LTF	Medicine Bow	FT	ARCHER ENERGY, LLC	221603	221603	215933	Jun-25	12,368	\$741
798	LTF	Medicine Bow	FT	ARCHER ENERGY, LLC	221603	221603	215933	Jul-25	13,021	\$780
799	LTF	Medicine Bow	FT	ARCHER ENERGY, LLC	221603	221603	215933	Aug-25	17,740	\$1,063
800	LTF	Medicine Bow	FT	ARCHER ENERGY, LLC	221603	221603	215933	Sep-25	40,164	\$2,406
801	LTF	Medicine Bow	FT	ARCHER ENERGY, LLC	221603	221603	215933	Oct-25	33,819	\$2,026
802	LTF	Medicine Bow	FT	ARCHER ENERGY, LLC	221603	221603	215933	Nov-25	39,418	\$2,361
803	LTF	Medicine Bow	FT	ARCHER ENERGY, LLC	221603	221603	215933	Dec-25	6,100	\$365
804	LTF	Medicine Bow	FT	ARCHER ENERGY, LLC	221603 Total				162,630	\$9,741
805	LTF	Medicine Bow	FT	WYOMING PRODUCER CONSUMER ALLIANCE	221604	221604	215933	Jun-25	35,351	\$2,118
806	LTF	Medicine Bow	FT	WYOMING PRODUCER CONSUMER ALLIANCE	221604	221604	215933	Jul-25	32,071	\$1,921
807	LTF	Medicine Bow	FT	WYOMING PRODUCER CONSUMER ALLIANCE	221604	221604	215933	Aug-25	28,821	\$1,726
808	LTF	Medicine Bow	FT	WYOMING PRODUCER CONSUMER ALLIANCE	221604	221604	215933	Sep-25	44,188	\$2,647
809	LTF	Medicine Bow	FT	WYOMING PRODUCER CONSUMER ALLIANCE	221604	221604	215933	Oct-25	74,885	\$4,486
810	LTF	Medicine Bow	FT	WYOMING PRODUCER CONSUMER ALLIANCE	221604	221604	215933	Nov-25	69,705	\$4,175
811	LTF	Medicine Bow	FT	WYOMING PRODUCER CONSUMER ALLIANCE	221604	221604	215933	Dec-25	7,400	\$443
812	LTF	Medicine Bow	FT	WYOMING PRODUCER CONSUMER ALLIANCE	221604 Total				292,421	\$17,516
813	LTF	Medicine Bow	FT	WOODRIVER ENERGY LLC	221606	221606	215933	Jun-25	24,559	\$0
814	LTF	Medicine Bow	FT	WOODRIVER ENERGY LLC	221606	221606	215933	Jul-25	24,403	\$2
815	LTF	Medicine Bow	FT	WOODRIVER ENERGY LLC	221606	221606	215933	Aug-25	23,258	\$1
816	LTF	Medicine Bow	FT	WOODRIVER ENERGY LLC	221606	221606	215933	Sep-25	25,478	\$3
817	LTF	Medicine Bow	FT	WOODRIVER ENERGY LLC	221606	221606	215933	Oct-25	40,763	\$32
818	LTF	Medicine Bow	FT	WOODRIVER ENERGY LLC	221606	221606	215933	Nov-25	40,754	\$14
819	LTF	Medicine Bow	FT	WOODRIVER ENERGY LLC	221606	221606	215933	Dec-25	73,774	\$1,470
820	LTF	Medicine Bow	FT	WOODRIVER ENERGY LLC	221606 Total				252,989	\$1,521
821	LTF	Medicine Bow	FT	UNITED ENERGY TRADING, LLC	221609	221609	215933	Jun-25	5,888	\$9
822	LTF	Medicine Bow	FT	UNITED ENERGY TRADING, LLC	221609	221609	215933	Jul-25	8,160	\$8
823	LTF	Medicine Bow	FT	UNITED ENERGY TRADING, LLC	221609	221609	215933	Aug-25	7,738	\$4
824	LTF	Medicine Bow	FT	UNITED ENERGY TRADING, LLC	221609	221609	215933	Sep-25	2,436	\$4
825	LTF	Medicine Bow	FT	UNITED ENERGY TRADING, LLC	221609	221609	215933	Oct-25	4,642	\$12
826	LTF	Medicine Bow	FT	UNITED ENERGY TRADING, LLC	221609	221609	215933	Nov-25	7,259	\$39
827	LTF	Medicine Bow	FT	UNITED ENERGY TRADING, LLC	221609	221609	215933	Dec-25	6,413	\$78
828	LTF	Medicine Bow	FT	UNITED ENERGY TRADING, LLC	221609 Total				42,536	\$154
829	LTF	Medicine Bow	FT	MIECO LLC	221655	221655		Jul-25	1,449,842	\$0
830	LTF	Medicine Bow	FT	MIECO LLC	221655	221655		Aug-25	1,505,815	\$0
831	LTF	Medicine Bow	FT	MIECO LLC	221655	221655		Sep-25	1,474,795	\$0
832	LTF	Medicine Bow	FT	MIECO LLC	221655	221655		Oct-25	1,503,244	\$0
833	LTF	Medicine Bow	FT	MIECO LLC	221655	221655		Nov-25	1,402,217	\$0
834	LTF	Medicine Bow	FT	MIECO LLC	221655	221655		Dec-25	1,476,716	\$0
835	LTF	Medicine Bow	FT	MIECO LLC	221655 Total				8,812,629	\$0
836	LTF	Medicine Bow	FT	TENASKA MARKETING VENTURES	221777	221777		Nov-25	493,860	\$0
837	LTF	Medicine Bow	FT	TENASKA MARKETING VENTURES	221777	221777		Dec-25	62,589	\$0
838	LTF	Medicine Bow	FT	TENASKA MARKETING VENTURES	221777 Total				556,449	\$0
839		Total Out of Path Deliveries Long-Term Firm - Medicine Bow							77,920,812	\$933,938

Line No.	LTF-STF	Lateral	Rate Sched	Company Name	Agmt No.	Legacy Agmt No.	Releasing Shipper Agmt No.	Month/Year	Billed Dth	Amounts
(a)	(b)	(c)	(d)	(e)	(f)	(g)	(h)	(i)	(j)	
840	LTF	Piceance	FT	NRG BUSINESS MARKETING LLC	215148	215148		Jan-25	52,047	\$1,041
841	LTF	Piceance	FT	NRG BUSINESS MARKETING LLC	215148	215148		Feb-25	45,497	\$910
842	LTF	Piceance	FT	NRG BUSINESS MARKETING LLC	215148	215148		Apr-25	12,672	\$253
843	LTF	Piceance	FT	NRG BUSINESS MARKETING LLC	215148	215148		Jun-25	28,995	\$580
844	LTF	Piceance	FT	NRG BUSINESS MARKETING LLC	215148	215148		Jul-25	89,425	\$1,789
845	LTF	Piceance	FT	NRG BUSINESS MARKETING LLC	215148	215148		Aug-25	141,663	\$2,833
846	LTF	Piceance	FT	NRG BUSINESS MARKETING LLC	215148	215148		Sep-25	238,676	\$4,774
847	LTF	Piceance	FT	NRG BUSINESS MARKETING LLC	215148	215148		Oct-25	180,971	\$3,619
848	LTF	Piceance	FT	NRG BUSINESS MARKETING LLC	215148	215148		Nov-25	214,557	\$4,291
849	LTF	Piceance	FT	NRG BUSINESS MARKETING LLC	215148	215148		Dec-25	3,494	\$70
850	LTF	Piceance	FT	NRG BUSINESS MARKETING LLC	215148 Total				1,007,997	\$20,160
851	LTF	Piceance	FT	CONOCOPHILLIPS COMPANY	215881	215881		Apr-25	4,395	\$620
852	LTF	Piceance	FT	CONOCOPHILLIPS COMPANY	215881	215881		Jun-25	3,585	\$506
853	LTF	Piceance	FT	CONOCOPHILLIPS COMPANY	215881	215881		Nov-25	16,906	\$2,385
854	LTF	Piceance	FT	CONOCOPHILLIPS COMPANY	215881 Total				24,886	\$3,511
855	LTF	Piceance	FT	BP ENERGY COMPANY	215885	215885		Mar-25	18	\$3
856	LTF	Piceance	FT	BP ENERGY COMPANY	215885	215885		May-25	2,002	\$282
857	LTF	Piceance	FT	BP ENERGY COMPANY	215885	215885		Jul-25	42,800	\$6,039
858	LTF	Piceance	FT	BP ENERGY COMPANY	215885 Total				44,820	\$6,324
859	LTF	Piceance	FT	CITADEL ENERGY MARKETING LLC	216713	216713		Apr-25	856	\$121
860	LTF	Piceance	FT	CITADEL ENERGY MARKETING LLC	216713 Total				856	\$121
861	LTF	Piceance	FT	NRG BUSINESS MARKETING LLC	217449	217449		Jan-25	22,551	\$1,353
862	LTF	Piceance	FT	NRG BUSINESS MARKETING LLC	217449	217449		Feb-25	3,459	\$208
863	LTF	Piceance	FT	NRG BUSINESS MARKETING LLC	217449	217449		Apr-25	4,200	\$587
864	LTF	Piceance	FT	NRG BUSINESS MARKETING LLC	217449	217449		Jul-25	29,200	\$1,752
865	LTF	Piceance	FT	NRG BUSINESS MARKETING LLC	217449	217449		Aug-25	60,042	\$3,603
866	LTF	Piceance	FT	NRG BUSINESS MARKETING LLC	217449	217449		Sep-25	7,558	\$453
867	LTF	Piceance	FT	NRG BUSINESS MARKETING LLC	217449	217449		Oct-25	24,764	\$1,486
868	LTF	Piceance	FT	NRG BUSINESS MARKETING LLC	217449	217449		Nov-25	17,546	\$1,458
869	LTF	Piceance	FT	NRG BUSINESS MARKETING LLC	217449 Total				169,320	\$10,900
870	LTF	Piceance	FT	CONCORD ENERGY LLC	217794	217794		Feb-25	56,821	\$8,017
871	LTF	Piceance	FT	CONCORD ENERGY LLC	217794 Total				56,821	\$8,017
872	LTF	Piceance	FT	CITADEL ENERGY MARKETING LLC	217882	217882		Jan-25	193,555	\$0
873	LTF	Piceance	FT	CITADEL ENERGY MARKETING LLC	217882	217882		Feb-25	553,844	\$0
874	LTF	Piceance	FT	CITADEL ENERGY MARKETING LLC	217882	217882		Mar-25	1,141,681	\$0
875	LTF	Piceance	FT	CITADEL ENERGY MARKETING LLC	217882	217882		Jul-25	142,500	\$0
876	LTF	Piceance	FT	CITADEL ENERGY MARKETING LLC	217882	217882		Oct-25	1,285,128	\$0
877	LTF	Piceance	FT	CITADEL ENERGY MARKETING LLC	217882	217882		Nov-25	648,910	\$0
878	LTF	Piceance	FT	CITADEL ENERGY MARKETING LLC	217882	217882		Dec-25	604,461	\$0
879	LTF	Piceance	FT	CITADEL ENERGY MARKETING LLC	217882 Total				4,570,079	\$0

Line No.	LTF-STF	Lateral	Rate Sched	Company Name	Agmt No.	Legacy Agmt No.	Releasing Shipper Agmt No.	Month/Year	Billed Dth	Amounts
(a)	(b)	(c)	(d)	(e)	(f)	(g)	(h)	(i)	(j)	
880	LTF	Piceance	FT	CITADEL ENERGY MARKETING LLC	218314	218314		Jan-25	1,846,540	\$0
881	LTF	Piceance	FT	CITADEL ENERGY MARKETING LLC	218314	218314		Feb-25	2,597,963	\$0
882	LTF	Piceance	FT	CITADEL ENERGY MARKETING LLC	218314	218314		Mar-25	2,385,121	\$0
883	LTF	Piceance	FT	CITADEL ENERGY MARKETING LLC	218314	218314		Apr-25	2,193,805	\$0
884	LTF	Piceance	FT	CITADEL ENERGY MARKETING LLC	218314	218314		May-25	2,445,367	\$0
885	LTF	Piceance	FT	CITADEL ENERGY MARKETING LLC	218314	218314		Jun-25	2,273,436	\$0
886	LTF	Piceance	FT	CITADEL ENERGY MARKETING LLC	218314	218314		Jul-25	3,386,756	\$0
887	LTF	Piceance	FT	CITADEL ENERGY MARKETING LLC	218314	218314		Aug-25	3,679,980	\$0
888	LTF	Piceance	FT	CITADEL ENERGY MARKETING LLC	218314	218314		Sep-25	3,030,927	\$0
889	LTF	Piceance	FT	CITADEL ENERGY MARKETING LLC	218314 Total				23,839,895	\$0
890	LTF	Piceance	FT	CONCORD ENERGY LLC	218446	218446		Jan-25	89,612	\$12,644
891	LTF	Piceance	FT	CONCORD ENERGY LLC	218446	218446		Feb-25	19,744	\$2,786
892	LTF	Piceance	FT	CONCORD ENERGY LLC	218446 Total				109,356	\$15,430
893	LTF	Piceance	FT	HARTREE PARTNERS, LP	218485	218485		Jan-25	565,479	\$0
894	LTF	Piceance	FT	HARTREE PARTNERS, LP	218485	218485		Feb-25	432,530	\$0
895	LTF	Piceance	FT	HARTREE PARTNERS, LP	218485	218485		Mar-25	492,385	\$0
896	LTF	Piceance	FT	HARTREE PARTNERS, LP	218485 Total				1,490,394	\$0
897	LTF	Piceance	FT	NRG BUSINESS MARKETING LLC	219182	219182		Jan-25	2,500	\$0
898	LTF	Piceance	FT	NRG BUSINESS MARKETING LLC	219182	219182		Feb-25	30,858	\$0
899	LTF	Piceance	FT	NRG BUSINESS MARKETING LLC	219182	219182		Apr-25	120,809	\$0
900	LTF	Piceance	FT	NRG BUSINESS MARKETING LLC	219182	219182		May-25	8,802	\$0
901	LTF	Piceance	FT	NRG BUSINESS MARKETING LLC	219182	219182		Nov-25	71,935	\$0
902	LTF	Piceance	FT	NRG BUSINESS MARKETING LLC	219182	219182		Dec-25	4,878	\$0
903	LTF	Piceance	FT	NRG BUSINESS MARKETING LLC	219182 Total				239,782	\$0
904	LTF	Piceance	FT	NRG BUSINESS MARKETING LLC	219183	219183		Jan-25	83,654	\$0
905	LTF	Piceance	FT	NRG BUSINESS MARKETING LLC	219183	219183		Feb-25	111,466	\$0
906	LTF	Piceance	FT	NRG BUSINESS MARKETING LLC	219183	219183		Apr-25	78,558	\$0
907	LTF	Piceance	FT	NRG BUSINESS MARKETING LLC	219183	219183		May-25	7,423	\$0
908	LTF	Piceance	FT	NRG BUSINESS MARKETING LLC	219183	219183		Jun-25	52,975	\$0
909	LTF	Piceance	FT	NRG BUSINESS MARKETING LLC	219183	219183		Aug-25	20,000	\$0
910	LTF	Piceance	FT	NRG BUSINESS MARKETING LLC	219183	219183		Sep-25	101,584	\$0
911	LTF	Piceance	FT	NRG BUSINESS MARKETING LLC	219183	219183		Oct-25	141,765	\$0
912	LTF	Piceance	FT	NRG BUSINESS MARKETING LLC	219183	219183		Nov-25	112,945	\$0
913	LTF	Piceance	FT	NRG BUSINESS MARKETING LLC	219183	219183		Dec-25	19,839	\$0
914	LTF	Piceance	FT	NRG BUSINESS MARKETING LLC	219183 Total				730,209	\$0
915	LTF	Piceance	FT	NRG BUSINESS MARKETING LLC	219188	219188		Apr-25	1,085	\$0
916	LTF	Piceance	FT	NRG BUSINESS MARKETING LLC	219188 Total				1,085	\$0

Line No.	LTF-STF	Lateral	Rate Sched	Company Name	Agmt No.	Legacy Agmt No.	Releasing Shipper Agmt No.	Month/Year	Billed Dth	Amounts
(a)	(b)	(c)	(d)	(e)	(f)	(g)	(h)	(i)	(j)	
917	LTF	Piceance	FT	BP ENERGY COMPANY	219230	219230		Jan-25	314,399	\$0
918	LTF	Piceance	FT	BP ENERGY COMPANY	219230	219230		Feb-25	412,698	\$0
919	LTF	Piceance	FT	BP ENERGY COMPANY	219230	219230		Mar-25	720,797	\$0
920	LTF	Piceance	FT	BP ENERGY COMPANY	219230	219230		Apr-25	210,411	\$0
921	LTF	Piceance	FT	BP ENERGY COMPANY	219230	219230		May-25	527,877	\$0
922	LTF	Piceance	FT	BP ENERGY COMPANY	219230	219230		Jun-25	36,321	\$0
923	LTF	Piceance	FT	BP ENERGY COMPANY	219230	219230		Jul-25	196,570	\$0
924	LTF	Piceance	FT	BP ENERGY COMPANY	219230	219230		Aug-25	53,082	\$0
925	LTF	Piceance	FT	BP ENERGY COMPANY	219230	219230		Sep-25	335,246	\$0
926	LTF	Piceance	FT	BP ENERGY COMPANY	219230	219230		Oct-25	710,915	\$0
927	LTF	Piceance	FT	BP ENERGY COMPANY	219230	219230		Nov-25	594,045	\$0
928	LTF	Piceance	FT	BP ENERGY COMPANY	219230	219230		Dec-25	406,165	\$0
929	LTF	Piceance	FT	BP ENERGY COMPANY	219230 Total				4,518,526	\$0
930	LTF	Piceance	FT	UNITED ENERGY TRADING, LLC	219656	219656		Nov-25	12,515	\$1,766
931	LTF	Piceance	FT	UNITED ENERGY TRADING, LLC	219656 Total				12,515	\$1,766
932	LTF	Piceance	FT	TENASKA MARKETING VENTURES	219999	219999		Jul-25	1,118	\$158
933	LTF	Piceance	FT	TENASKA MARKETING VENTURES	219999	219999		Sep-25	21,311	\$3,007
934	LTF	Piceance	FT	TENASKA MARKETING VENTURES	219999 Total				22,429	\$3,165
935	LTF	Piceance	FT	SPOTLIGHT ENERGY, LLC	220001	220001		Sep-25	1	\$0
936	LTF	Piceance	FT	SPOTLIGHT ENERGY, LLC	220001 Total				1	\$0
937	LTF	Piceance	FT	TENASKA MARKETING VENTURES	220416	220416		Feb-25	38,485	\$0
938	LTF	Piceance	FT	TENASKA MARKETING VENTURES	220416	220416		Mar-25	37,318	\$1,953
939	LTF	Piceance	FT	TENASKA MARKETING VENTURES	220416 Total				75,803	\$1,953
940	LTF	Piceance	FT	HARTREE PARTNERS, LP	220938	220938		Apr-25	1,015,617	\$0
941	LTF	Piceance	FT	HARTREE PARTNERS, LP	220938	220938		May-25	1,133,242	\$0
942	LTF	Piceance	FT	HARTREE PARTNERS, LP	220938	220938		Jun-25	1,354,252	\$0
943	LTF	Piceance	FT	HARTREE PARTNERS, LP	220938	220938		Jul-25	1,659,025	\$0
944	LTF	Piceance	FT	HARTREE PARTNERS, LP	220938	220938		Aug-25	1,871,610	\$0
945	LTF	Piceance	FT	HARTREE PARTNERS, LP	220938	220938		Sep-25	1,522,696	\$0
946	LTF	Piceance	FT	HARTREE PARTNERS, LP	220938	220938		Oct-25	1,616,852	\$0
947	LTF	Piceance	FT	HARTREE PARTNERS, LP	220938	220938		Nov-25	714,661	\$0
948	LTF	Piceance	FT	HARTREE PARTNERS, LP	220938	220938		Dec-25	175,386	\$0
949	LTF	Piceance	FT	HARTREE PARTNERS, LP	220938 Total				11,063,341	\$0
950	LTF	Piceance	FT	CITIGROUP ENERGY INC.	220944	220944		Aug-25	4,952	\$699
951	LTF	Piceance	FT	CITIGROUP ENERGY INC.	220944	220944		Oct-25	40,000	\$5,644
952	LTF	Piceance	FT	CITIGROUP ENERGY INC.	220944 Total				44,952	\$6,343
953	LTF	Piceance	FT	STANCHION GAS MARKETING, LLC	221045	221045		Jun-25	25,760	\$3,635
954	LTF	Piceance	FT	STANCHION GAS MARKETING, LLC	221045 Total				25,760	\$3,635
955	LTF	Piceance	FT	CITADEL ENERGY MARKETING LLC	221110	221110		Oct-25	1,913,045	\$0
956	LTF	Piceance	FT	CITADEL ENERGY MARKETING LLC	221110	221110		Nov-25	1,653,179	\$0
957	LTF	Piceance	FT	CITADEL ENERGY MARKETING LLC	221110	221110		Dec-25	2,325,597	\$0
958	LTF	Piceance	FT	CITADEL ENERGY MARKETING LLC	221110 Total				5,891,821	\$0

Line No.	LTF-STF	Lateral	Rate Sched	Company Name	Agmt No.	Legacy Agmt No.	Releasing Shipper Agmt No.	Month/Year	Billed Dth	Amounts
(a)	(b)	(c)	(d)	(e)	(f)	(g)	(h)	(i)	(j)	
959	LTF	Piceance	FT	SYMMETRY ENERGY SOLUTIONS, LLC	221601	221601		Jul-25	3,982	\$562
960	LTF	Piceance	FT	SYMMETRY ENERGY SOLUTIONS, LLC	221601 Total				3,982	\$562
961	Total Out of Path Deliveries Long-Term Firm - Piceance								53,944,630	\$81,887
962	LTF	Kanda	FT	CONCORD ENERGY LLC	218446	218446		Apr-25	34,951	\$5,061
963	LTF	Kanda	FT	CONCORD ENERGY LLC	218446 Total				34,951	\$5,061
964	LTF	Kanda	FT	BP ENERGY COMPANY	219230	219230		Apr-25	6,993	\$1,013
965	LTF	Kanda	FT	BP ENERGY COMPANY	219230 Total				6,993	\$1,013
966	LTF	Kanda	FT	TENASKA MARKETING VENTURES	219999	219999		Feb-25	41,647	\$6,030
967	LTF	Kanda	FT	TENASKA MARKETING VENTURES	219999 Total				41,647	\$6,030
968	LTF	Kanda	FT	MIECO LLC	220454	220454		Jan-25	80,000	\$0
969	LTF	Kanda	FT	MIECO LLC	220454	220454		Feb-25	207,420	\$0
970	LTF	Kanda	FT	MIECO LLC	220454	220454		Mar-25	36,540	\$0
971	LTF	Kanda	FT	MIECO LLC	220454	220454		Apr-25	112,321	\$0
972	LTF	Kanda	FT	MIECO LLC	220454	220454		Jul-25	130,655	\$0
973	LTF	Kanda	FT	MIECO LLC	220454	220454		Aug-25	39,854	\$0
974	LTF	Kanda	FT	MIECO LLC	220454	220454		Oct-25	22,449	\$0
975	LTF	Kanda	FT	MIECO LLC	220454 Total				629,239	\$0
976	Total Out of Path Deliveries Long-Term Firm - Kanda								712,830	\$12,104
977	Total WIC System Out of Path Deliveries Long-Term Firm								438,885,545	\$1,118,459
978	STF	Mainline	FT	TENASKA MARKETING VENTURES	221194	221194		Jan-25	799,898	\$2,151
979	STF	Mainline	FT	TENASKA MARKETING VENTURES	221194	221194		Feb-25	722,987	\$1,473
980	STF	Mainline	FT	TENASKA MARKETING VENTURES	221194	221194		Mar-25	883,397	\$7,352
981	STF	Mainline	FT	TENASKA MARKETING VENTURES	221194 Total				2,406,282	\$10,976
982	STF	Mainline	FT	SPOTLIGHT ENERGY, LLC	221295	221295	214934	Jan-25	625,581	\$783
983	STF	Mainline	FT	SPOTLIGHT ENERGY, LLC	221295 Total				625,581	\$783
984	STF	Mainline	FT	SEQUENT ENERGY MANAGEMENT LLC	221299	221299	221179	Jan-25	2,227,635	\$0
985	STF	Mainline	FT	SEQUENT ENERGY MANAGEMENT LLC	221299 Total				2,227,635	\$0
986	STF	Mainline	FT	SPOTLIGHT ENERGY, LLC	221312	221312		Jan-25	222,558	\$0
987	STF	Mainline	FT	SPOTLIGHT ENERGY, LLC	221312 Total				222,558	\$0
988	STF	Mainline	FT	CITADEL ENERGY MARKETING LLC	221314	221314		Jan-25	545,303	\$0
989	STF	Mainline	FT	CITADEL ENERGY MARKETING LLC	221314	221314		Feb-25	1,326,329	\$0
990	STF	Mainline	FT	CITADEL ENERGY MARKETING LLC	221314 Total				1,871,632	\$0
991	STF	Mainline	FT	DXT COMMODITIES NORTH AMERICA INC.	221315	221315		Jan-25	236,535	\$0
992	STF	Mainline	FT	DXT COMMODITIES NORTH AMERICA INC.	221315 Total				236,535	\$0
993	STF	Mainline	FT	CONOCOPHILLIPS COMPANY	221316	221316		Jan-25	182,719	\$0
994	STF	Mainline	FT	CONOCOPHILLIPS COMPANY	221316 Total				182,719	\$0

Line No.	LTF-STF	Lateral	Rate Sched	Company Name	Agmt No.	Legacy Agmt No.	Releasing Shipper Agmt No.	Month/Year	Billed Dth	Amounts
(a)	(b)	(c)	(d)	(e)	(f)	(g)	(h)	(i)	(j)	
995	STF	Mainline	FT	RADIATE ENERGY LLC	221324	221324		Jan-25	18,188	\$0
996	STF	Mainline	FT	RADIATE ENERGY LLC	221324 Total				18,188	\$0
997	STF	Mainline	FT	DXT COMMODITIES NORTH AMERICA INC.	221336	221336		Jan-25	67,385	\$0
998	STF	Mainline	FT	DXT COMMODITIES NORTH AMERICA INC.	221336 Total				67,385	\$0
999	STF	Mainline	FT	BP ENERGY COMPANY	221349	221349		Jan-25	157,447	\$0
1000	STF	Mainline	FT	BP ENERGY COMPANY	221349 Total				157,447	\$0
1001	STF	Mainline	FT	SEQUENT ENERGY MANAGEMENT LLC	221369	221369	221179	Feb-25	2,060,025	\$0
1002	STF	Mainline	FT	SEQUENT ENERGY MANAGEMENT LLC	221369	221369	221179	Mar-25	2,846,357	\$0
1003	STF	Mainline	FT	SEQUENT ENERGY MANAGEMENT LLC	221369 Total				4,906,382	\$0
1004	STF	Mainline	FT	SPOTLIGHT ENERGY, LLC	221372	221372	214934	Feb-25	644,048	\$0
1005	STF	Mainline	FT	SPOTLIGHT ENERGY, LLC	221372 Total				644,048	\$0
1006	STF	Mainline	FT	MIECO LLC	221374	221374		Jan-25	15,000	\$0
1007	STF	Mainline	FT	MIECO LLC	221374	221374		Feb-25	140,000	\$0
1008	STF	Mainline	FT	MIECO LLC	221374	221374		Mar-25	155,000	\$0
1009	STF	Mainline	FT	MIECO LLC	221374 Total				310,000	\$0
1010	STF	Mainline	FT	MIECO LLC	221376	221376		Jan-25	230,535	\$0
1011	STF	Mainline	FT	MIECO LLC	221376	221376		Feb-25	2,057,359	\$0
1012	STF	Mainline	FT	MIECO LLC	221376	221376		Mar-25	2,280,119	\$0
1013	STF	Mainline	FT	MIECO LLC	221376 Total				4,568,013	\$0
1014	STF	Mainline	FT	KOCH ENERGY SERVICES, LLC	221396	221396		Feb-25	39,888	\$0
1015	STF	Mainline	FT	KOCH ENERGY SERVICES, LLC	221396 Total				39,888	\$0
1016	STF	Mainline	FT	CONOCOPHILLIPS COMPANY	221403	221403		Feb-25	148,720	\$0
1017	STF	Mainline	FT	CONOCOPHILLIPS COMPANY	221403 Total				148,720	\$0
1018	STF	Mainline	FT	TENASKA MARKETING VENTURES	221405	221405		Feb-25	160,241	\$0
1019	STF	Mainline	FT	TENASKA MARKETING VENTURES	221405 Total				160,241	\$0
1020	STF	Mainline	FT	SPOTLIGHT ENERGY, LLC	221408	221408		Feb-25	49,574	\$0
1021	STF	Mainline	FT	SPOTLIGHT ENERGY, LLC	221408 Total				49,574	\$0
1022	STF	Mainline	FT	NRG BUSINESS MARKETING LLC	221419	221419		Feb-25	57,273	\$0
1023	STF	Mainline	FT	NRG BUSINESS MARKETING LLC	221419 Total				57,273	\$0
1024	STF	Mainline	FT	SPOTLIGHT ENERGY, LLC	221431	221431	214934	Mar-25	709,537	\$0
1025	STF	Mainline	FT	SPOTLIGHT ENERGY, LLC	221431 Total				709,537	\$0
1026	STF	Mainline	FT	SEQUENT ENERGY MANAGEMENT LLC	221491	221491	221179	Apr-25	2,552,258	\$0
1027	STF	Mainline	FT	SEQUENT ENERGY MANAGEMENT LLC	221491 Total				2,552,258	\$0
1028	STF	Mainline	FT	SPOTLIGHT ENERGY, LLC	221510	221510	214934	Apr-25	485,572	\$0
1029	STF	Mainline	FT	SPOTLIGHT ENERGY, LLC	221510 Total				485,572	\$0
1030	STF	Mainline	FT	SPOTLIGHT ENERGY, LLC	221566	221566	214934	May-25	427,260	\$397
1031	STF	Mainline	FT	SPOTLIGHT ENERGY, LLC	221566 Total				427,260	\$397

Line No.	LTF-STF	Lateral	Rate Sched	Company Name	Agmt No.	Legacy Agmt No.	Releasing Shipper Agmt No.	Month/Year	Billed Dth	Amounts
(a)	(b)	(c)	(d)	(e)	(f)	(g)	(h)	(i)	(j)	
1032	STF	Mainline	FT	SEQUENT ENERGY MANAGEMENT LLC	221574	221574	221179	May-25	3,319,047	\$0
1033	STF	Mainline	FT	SEQUENT ENERGY MANAGEMENT LLC	221574	221574	221179	Jun-25	3,092,962	\$0
1034	STF	Mainline	FT	SEQUENT ENERGY MANAGEMENT LLC	221574	221574	221179	Jul-25	3,683,911	\$0
1035	STF	Mainline	FT	SEQUENT ENERGY MANAGEMENT LLC	221574	221574	221179	Aug-25	2,942,937	\$0
1036	STF	Mainline	FT	SEQUENT ENERGY MANAGEMENT LLC	221574	221574	221179	Sep-25	2,315,281	\$0
1037	STF	Mainline	FT	SEQUENT ENERGY MANAGEMENT LLC	221574	221574	221179	Oct-25	2,464,942	\$0
1038	STF	Mainline	FT	SEQUENT ENERGY MANAGEMENT LLC	221574	221574	221179	Nov-25	2,424,169	\$0
1039	STF	Mainline	FT	SEQUENT ENERGY MANAGEMENT LLC	221574	221574	221179	Dec-25	2,968,486	\$0
1040	STF	Mainline	FT	SEQUENT ENERGY MANAGEMENT LLC	221574 Total				23,211,735	\$0
1041	STF	Mainline	FT	SPOTLIGHT ENERGY, LLC	221616	221616	214934	Jun-25	660,564	\$1,689
1042	STF	Mainline	FT	SPOTLIGHT ENERGY, LLC	221616 Total				660,564	\$1,689
1043	STF	Mainline	FT	SPOTLIGHT ENERGY, LLC	221654	221654	214934	Jul-25	432,075	\$1,423
1044	STF	Mainline	FT	SPOTLIGHT ENERGY, LLC	221654 Total				432,075	\$1,423
1045	STF	Mainline	FT	SPOTLIGHT ENERGY, LLC	221714	221714	214934	Aug-25	560,517	\$51
1046	STF	Mainline	FT	SPOTLIGHT ENERGY, LLC	221714 Total				560,517	\$51
1047	STF	Mainline	FT	SPOTLIGHT ENERGY, LLC	221767	221767	214934	Sep-25	510,684	\$0
1048	STF	Mainline	FT	SPOTLIGHT ENERGY, LLC	221767 Total				510,684	\$0
1049	STF	Mainline	FT	SPOTLIGHT ENERGY, LLC	221804	221804	214934	Oct-25	291,916	\$0
1050	STF	Mainline	FT	SPOTLIGHT ENERGY, LLC	221804 Total				291,916	\$0
1051	STF	Mainline	FT	SPOTLIGHT ENERGY, LLC	221855	221855	214934	Nov-25	372,567	\$294
1052	STF	Mainline	FT	SPOTLIGHT ENERGY, LLC	221855	221855	214934	Dec-25	511,240	\$0
1053	STF	Mainline	FT	SPOTLIGHT ENERGY, LLC	221855 Total				883,807	\$294
1054	STF	Mainline	FT	CARBONBETTER, LLC	221857	221857		Nov-25	40,775	\$0
1055	STF	Mainline	FT	CARBONBETTER, LLC	221857 Total				40,775	\$0
1056	STF	Mainline	FT	DXT COMMODITIES NORTH AMERICA INC.	221925	221925		Dec-25	18,166	\$0
1057	STF	Mainline	FT	DXT COMMODITIES NORTH AMERICA INC.	221925 Total				18,166	\$0
1058	Total Out of Path Deliveries Short-Term Firm - Mainline								49,684,967	\$15,614
1059	STF	Medicine Bow	FT	TENASKA MARKETING VENTURES	221194	221194		Jan-25	760,002	\$0
1060	STF	Medicine Bow	FT	TENASKA MARKETING VENTURES	221194	221194		Feb-25	696,987	\$0
1061	STF	Medicine Bow	FT	TENASKA MARKETING VENTURES	221194	221194		Mar-25	744,766	\$0
1062	STF	Medicine Bow	FT	TENASKA MARKETING VENTURES	221194 Total				2,201,755	\$0
1063	STF	Medicine Bow	FT	SPOTLIGHT ENERGY, LLC	221295	221295	214934	Jan-25	625,581	\$0
1064	STF	Medicine Bow	FT	SPOTLIGHT ENERGY, LLC	221295 Total				625,581	\$0
1065	STF	Medicine Bow	FT	SPOTLIGHT ENERGY, LLC	221372	221372	214934	Feb-25	644,048	\$0
1066	STF	Medicine Bow	FT	SPOTLIGHT ENERGY, LLC	221372 Total				644,048	\$0
1067	STF	Medicine Bow	FT	MIECO LLC	221374	221374		Mar-25	21	\$2
1068	STF	Medicine Bow	FT	MIECO LLC	221374 Total				21	\$2

Line No.	LTF-STF	Lateral	Rate Sched	Company Name	Agmt No.	Legacy Agmt No.	Releasing Shipper Agmt No.	Month/Year	Billed Dth	Amounts
(a)	(b)	(c)	(d)	(e)	(f)	(g)	(h)	(i)	(j)	
1069	STF	Medicine Bow	FT	MIECO LLC	221376	221376		Jan-25	230,535	\$0
1070	STF	Medicine Bow	FT	MIECO LLC	221376	221376		Feb-25	2,057,359	\$0
1071	STF	Medicine Bow	FT	MIECO LLC	221376	221376		Mar-25	2,280,119	\$0
1072	STF	Medicine Bow	FT	MIECO LLC	221376 Total				4,568,013	\$0
1073	STF	Medicine Bow	FT	SPOTLIGHT ENERGY, LLC	221431	221431	214934	Mar-25	709,537	\$0
1074	STF	Medicine Bow	FT	SPOTLIGHT ENERGY, LLC	221431 Total				709,537	\$0
1075	STF	Medicine Bow	FT	SPOTLIGHT ENERGY, LLC	221510	221510	214934	Apr-25	485,572	\$0
1076	STF	Medicine Bow	FT	SPOTLIGHT ENERGY, LLC	221510 Total				485,572	\$0
1077	STF	Medicine Bow	FT	SPOTLIGHT ENERGY, LLC	221566	221566	214934	May-25	427,260	\$0
1078	STF	Medicine Bow	FT	SPOTLIGHT ENERGY, LLC	221566 Total				427,260	\$0
1079	STF	Medicine Bow	FT	SPOTLIGHT ENERGY, LLC	221616	221616	214934	Jun-25	660,564	\$0
1080	STF	Medicine Bow	FT	SPOTLIGHT ENERGY, LLC	221616 Total				660,564	\$0
1081	STF	Medicine Bow	FT	SPOTLIGHT ENERGY, LLC	221654	221654	214934	Jul-25	432,075	\$0
1082	STF	Medicine Bow	FT	SPOTLIGHT ENERGY, LLC	221654 Total				432,075	\$0
1083	STF	Medicine Bow	FT	SPOTLIGHT ENERGY, LLC	221714	221714	214934	Aug-25	559,544	\$0
1084	STF	Medicine Bow	FT	SPOTLIGHT ENERGY, LLC	221714 Total				559,544	\$0
1085	STF	Medicine Bow	FT	SPOTLIGHT ENERGY, LLC	221767	221767	214934	Sep-25	510,684	\$0
1086	STF	Medicine Bow	FT	SPOTLIGHT ENERGY, LLC	221767 Total				510,684	\$0
1087	STF	Medicine Bow	FT	SPOTLIGHT ENERGY, LLC	221804	221804	214934	Oct-25	291,916	\$0
1088	STF	Medicine Bow	FT	SPOTLIGHT ENERGY, LLC	221804 Total				291,916	\$0
1089	STF	Medicine Bow	FT	SPOTLIGHT ENERGY, LLC	221855	221855	214934	Nov-25	366,972	\$0
1090	STF	Medicine Bow	FT	SPOTLIGHT ENERGY, LLC	221855	221855	214934	Dec-25	511,240	\$0
1091	STF	Medicine Bow	FT	SPOTLIGHT ENERGY, LLC	221855 Total				878,212	\$0
1092	Total Out of Path Deliveries Short-Term Firm - Medicine Bow								12,994,782	\$2
1093	STF	Piceance	FT	CITADEL ENERGY MARKETING LLC	221314	221314		Jan-25	545,303	\$76,942
1094	STF	Piceance	FT	CITADEL ENERGY MARKETING LLC	221314	221314		Feb-25	(241,742)	(\$34,110)
1095	STF	Piceance	FT	CITADEL ENERGY MARKETING LLC	221314 Total				303,561	\$42,832
1096	STF	Piceance	FT	DXT COMMODITIES NORTH AMERICA INC.	221315	221315		Jan-25	44,327	\$6,255
1097	STF	Piceance	FT	DXT COMMODITIES NORTH AMERICA INC.	221315 Total				44,327	\$6,255
1098	STF	Piceance	FT	CONOCOPHILLIPS COMPANY	221316	221316		Jan-25	96,566	\$13,625
1099	STF	Piceance	FT	CONOCOPHILLIPS COMPANY	221316 Total				96,566	\$13,625
1100	STF	Piceance	FT	RADIATE ENERGY LLC	221324	221324		Jan-25	6,119	\$863
1101	STF	Piceance	FT	RADIATE ENERGY LLC	221324 Total				6,119	\$863
1102	STF	Piceance	FT	DXT COMMODITIES NORTH AMERICA INC.	221336	221336		Jan-25	57,385	\$0
1103	STF	Piceance	FT	DXT COMMODITIES NORTH AMERICA INC.	221336 Total				57,385	\$0

Line No.	LTF-STF	Lateral	Rate Sched	Company Name	Agmt No.	Legacy Agmt No.	Releasing Shipper Agmt No.	Month/Year	Billed Dth	Amounts
(a)	(b)	(c)	(d)	(e)	(f)	(g)	(h)	(i)	(j)	
1104	STF	Piceance	FT	KOCH ENERGY SERVICES, LLC	221396	221396		Feb-25	39,888	\$5,628
1105	STF	Piceance	FT	KOCH ENERGY SERVICES, LLC	221396 Total				39,888	\$5,628
1106	STF	Piceance	FT	SEQUENT ENERGY MANAGEMENT LLC	221574	221574	221179	Dec-25	2,390	\$337
1107	STF	Piceance	FT	SEQUENT ENERGY MANAGEMENT LLC	221574 Total				2,390	\$337
1108	STF	Piceance	FT	DXT COMMODITIES NORTH AMERICA INC.	221925	221925		Dec-25	852	\$120
1109	STF	Piceance	FT	DXT COMMODITIES NORTH AMERICA INC.	221925 Total				852	\$120
1110	Total Out of Path Deliveries Short-Term Firm - Piceance								551,088	\$69,661
1111	Total WIC System Out of Path Deliveries Short-Term Firm								63,230,837	\$85,277
1112	Total WIC System Out of Path Deliveries								502,116,382	\$1,203,736
1113	Out of Path Deliveries - Transported by Others									
1114	LTF	Overthrust	FT	BP ENERGY COMPANY	215885	215885		Jan-25	44,650	\$2,233
1115	LTF	Overthrust	FT	BP ENERGY COMPANY	215885	215885		Feb-25	81,218	\$4,061
1116	LTF	Overthrust	FT	BP ENERGY COMPANY	215885	215885		Mar-25	42,792	\$2,140
1117	LTF	Overthrust	FT	BP ENERGY COMPANY	215885 Total				168,660	\$8,433
1118	LTF	Overthrust	FT	TENASKA MARKETING VENTURES	217271	217271		Jan-25	500	\$0
1119	LTF	Overthrust	FT	TENASKA MARKETING VENTURES	217271	217271		Feb-25	22,400	\$0
1120	LTF	Overthrust	FT	TENASKA MARKETING VENTURES	217271	217271		Jun-25	14,000	\$0
1121	LTF	Overthrust	FT	TENASKA MARKETING VENTURES	217271	217271		Oct-25	86,800	\$0
1122	LTF	Overthrust	FT	TENASKA MARKETING VENTURES	217271	217271		Nov-25	84,000	\$0
1123	LTF	Overthrust	FT	TENASKA MARKETING VENTURES	217271	217271		Dec-25	86,800	\$0
1124	LTF	Overthrust	FT	TENASKA MARKETING VENTURES	217271 Total				294,500	\$0
1125	LTF	Overthrust	FT	SPOTLIGHT ENERGY, LLC	217274	217274		Jan-25	49,870	\$25
1126	LTF	Overthrust	FT	SPOTLIGHT ENERGY, LLC	217274	217274		Feb-25	22,368	\$11
1127	LTF	Overthrust	FT	SPOTLIGHT ENERGY, LLC	217274	217274		Mar-25	32,708	\$16
1128	LTF	Overthrust	FT	SPOTLIGHT ENERGY, LLC	217274	217274		Apr-25	13,033	\$7
1129	LTF	Overthrust	FT	SPOTLIGHT ENERGY, LLC	217274	217274		May-25	208,799	\$104
1130	LTF	Overthrust	FT	SPOTLIGHT ENERGY, LLC	217274	217274		Jun-25	263,618	\$132
1131	LTF	Overthrust	FT	SPOTLIGHT ENERGY, LLC	217274	217274		Aug-25	255,989	\$128
1132	LTF	Overthrust	FT	SPOTLIGHT ENERGY, LLC	217274	217274		Sep-25	198,410	\$99
1133	LTF	Overthrust	FT	SPOTLIGHT ENERGY, LLC	217274	217274		Oct-25	514,087	\$257
1134	LTF	Overthrust	FT	SPOTLIGHT ENERGY, LLC	217274	217274		Nov-25	258,806	\$129
1135	LTF	Overthrust	FT	SPOTLIGHT ENERGY, LLC	217274	217274		Dec-25	108,591	\$54
1136	LTF	Overthrust	FT	SPOTLIGHT ENERGY, LLC	217274 Total				1,926,279	\$963
1137	LTF	Overthrust	FT	CITADEL ENERGY MARKETING LLC	217275	217275		Apr-25	10,379	\$0
1138	LTF	Overthrust	FT	CITADEL ENERGY MARKETING LLC	217275 Total				10,379	\$0

Line No.	LTF-STF	Lateral	Rate Sched	Company Name	Agmt No.	Legacy Agmt No.	Releasing Shipper Agmt No.	Month/Year	Billed Dth	Amounts
(a)	(b)	(c)	(d)	(e)	(f)	(g)	(h)	(i)	(j)	
1139	LTF	Overthrust	FT	NRG BUSINESS MARKETING LLC	217449	217449		Jan-25	22,551	\$0
1140	LTF	Overthrust	FT	NRG BUSINESS MARKETING LLC	217449	217449		Feb-25	3,459	\$0
1141	LTF	Overthrust	FT	NRG BUSINESS MARKETING LLC	217449	217449		Apr-25	66	\$0
1142	LTF	Overthrust	FT	NRG BUSINESS MARKETING LLC	217449	217449		Jul-25	29,200	\$0
1143	LTF	Overthrust	FT	NRG BUSINESS MARKETING LLC	217449	217449		Aug-25	60,042	\$0
1144	LTF	Overthrust	FT	NRG BUSINESS MARKETING LLC	217449	217449		Sep-25	7,558	\$0
1145	LTF	Overthrust	FT	NRG BUSINESS MARKETING LLC	217449	217449		Oct-25	24,764	\$0
1146	LTF	Overthrust	FT	NRG BUSINESS MARKETING LLC	217449	217449		Nov-25	12,546	\$0
1147	LTF	Overthrust	FT	NRG BUSINESS MARKETING LLC	217449 Total				160,186	\$0
1148	LTF	Overthrust	FT	NRG BUSINESS MARKETING LLC	219183	219183		Jan-25	97	\$0
1149	LTF	Overthrust	FT	NRG BUSINESS MARKETING LLC	219183	219183		Apr-25	72,197	\$36
1150	LTF	Overthrust	FT	NRG BUSINESS MARKETING LLC	219183	219183		May-25	6,859	\$3
1151	LTF	Overthrust	FT	NRG BUSINESS MARKETING LLC	219183	219183		Jun-25	52,975	\$26
1152	LTF	Overthrust	FT	NRG BUSINESS MARKETING LLC	219183	219183		Aug-25	20,000	\$10
1153	LTF	Overthrust	FT	NRG BUSINESS MARKETING LLC	219183	219183		Sep-25	79,700	\$40
1154	LTF	Overthrust	FT	NRG BUSINESS MARKETING LLC	219183	219183		Oct-25	140,070	\$70
1155	LTF	Overthrust	FT	NRG BUSINESS MARKETING LLC	219183	219183		Nov-25	112,945	\$56
1156	LTF	Overthrust	FT	NRG BUSINESS MARKETING LLC	219183	219183		Dec-25	19,839	\$10
1157	LTF	Overthrust	FT	NRG BUSINESS MARKETING LLC	219183 Total				504,682	\$252
1158	LTF	Overthrust	FT	SEQUENT ENERGY MANAGEMENT LLC	219208	219208		Jan-25	502,263	\$0
1159	LTF	Overthrust	FT	SEQUENT ENERGY MANAGEMENT LLC	219208	219208		Feb-25	466,000	\$0
1160	LTF	Overthrust	FT	SEQUENT ENERGY MANAGEMENT LLC	219208	219208		Mar-25	766,900	\$0
1161	LTF	Overthrust	FT	SEQUENT ENERGY MANAGEMENT LLC	219208	219208		Apr-25	282,033	\$0
1162	LTF	Overthrust	FT	SEQUENT ENERGY MANAGEMENT LLC	219208	219208		May-25	583,181	\$0
1163	LTF	Overthrust	FT	SEQUENT ENERGY MANAGEMENT LLC	219208	219208		Jun-25	399,022	\$0
1164	LTF	Overthrust	FT	SEQUENT ENERGY MANAGEMENT LLC	219208	219208		Sep-25	100,000	\$0
1165	LTF	Overthrust	FT	SEQUENT ENERGY MANAGEMENT LLC	219208	219208		Oct-25	742,096	\$0
1166	LTF	Overthrust	FT	SEQUENT ENERGY MANAGEMENT LLC	219208	219208		Nov-25	511,600	\$0
1167	LTF	Overthrust	FT	SEQUENT ENERGY MANAGEMENT LLC	219208	219208		Dec-25	506,927	\$0
1168	LTF	Overthrust	FT	SEQUENT ENERGY MANAGEMENT LLC	219208 Total				4,860,022	\$0
1169	LTF	Overthrust	FT	BP ENERGY COMPANY	219230	219230		Feb-25	9,997	\$500
1170	LTF	Overthrust	FT	BP ENERGY COMPANY	219230 Total				9,997	\$500
1171	LTF	Overthrust	FT	SPOTLIGHT ENERGY, LLC	220001	220001		Nov-25	5,010	\$251
1172	LTF	Overthrust	FT	SPOTLIGHT ENERGY, LLC	220001	220001		Dec-25	19,403	\$970
1173	LTF	Overthrust	FT	SPOTLIGHT ENERGY, LLC	220001 Total				24,413	\$1,221
1174	LTF	Overthrust	FT	MIECO LLC	220454	220454		Feb-25	4,000	\$2
1175	LTF	Overthrust	FT	MIECO LLC	220454	220454		Mar-25	40,528	\$20
1176	LTF	Overthrust	FT	MIECO LLC	220454	220454		Apr-25	36,842	\$18
1177	LTF	Overthrust	FT	MIECO LLC	220454	220454		May-25	497	\$0
1178	LTF	Overthrust	FT	MIECO LLC	220454	220454		Jul-25	31,003	\$16
1179	LTF	Overthrust	FT	MIECO LLC	220454 Total				112,870	\$56
1180	Total Out of Path Deliveries Long-Term Firm - Overthrust								8,071,988	\$11,425

Line No.	LTF-STF	Lateral	Rate Sched	Company Name	Agmt No.	Legacy Agmt No.	Releasing Shipper Agmt No.	Month/Year	Billed Dth	Amounts
	(a)	(b)	(c)	(d)	(e)	(f)	(g)	(h)	(i)	(j)
1181	LTF	Bakken 1	FT	CONCORD ENERGY LLC	218446	218446		Jan-25	5	\$1
1182	LTF	Bakken 1	FT	CONCORD ENERGY LLC	218446 Total				5	\$1
1183	Total Out of Path Deliveries Long-Term Firm - Bakken 1								5	\$1
1184	Total Transport by Others Out of Path Deliveries Long-Term Firm								8,071,993	\$11,426
1185	STF	Overthrust	FT	SEQUENT ENERGY MANAGEMENT LLC	221299	221299	221179	Jan-25	200	\$10
1186	STF	Overthrust	FT	SEQUENT ENERGY MANAGEMENT LLC	221299 Total				200	\$10
1187	Total Out of Path Deliveries Long-Term Firm - Overthrust								200	\$10
1188	Total Transportation by Others Out of Path Deliveries Short-Term Firm								200	\$10
1189	Total Transportation by Others Out of Path Deliveries								8,072,193	\$11,436
1190	Total Out of Path Deliveries								510,188,575	\$1,215,173

* Affiliated Company

1/ Contract to facilitate Anadarko's Contract on CIG, i.e., off-system capacity. Pursuant to its tariff, Colorado Interstate Gas Company, L.L.C (CIG) acquired this capacity on WIC's system to provide service for the benefit of a CIG shipper.

Wyoming Interstate Company, L.L.C
Study Pursuant to S and A in Docket No. RP22-823-000
Detail of DCC Activity
For the Twelve Month Period Ending December 31, 2025

Line No.	LTF-STF	Mainline/Lateral	Rate Sched	Company Name	Agmt No.	Legacy Agmt No.	Month/Year	Billed Dth	Amounts
(a)	(b)	(c)	(d)	(e)	(f)	(g)	(h)	(i)	
1	LTF	Mainline	FT	J. ARON & COMPANY LLC	200717	41148000	Sep-25	0	(\$773)
2	LTF	Mainline	FT	J. ARON & COMPANY LLC	200717 Total			0	(\$773)
3	LTF	Mainline	FT	CONCORD ENERGY LLC	214667	214667	Nov-25	0	(\$197)
4	LTF	Mainline	FT	CONCORD ENERGY LLC	214667 Total			0	(\$197)
5	LTF	Mainline	FT	CONOCOPHILLIPS COMPANY	215881	215881	Aug-25	0	(\$11,046)
6	LTF	Mainline	FT	CONOCOPHILLIPS COMPANY	215881	215881	Sep-25	0	(\$1,126)
7	LTF	Mainline	FT	CONOCOPHILLIPS COMPANY	215881 Total			0	(\$12,172)
8	LTF	Mainline	FT	CASTLETON COMMODITIES MERCHANT TRADING L.P.	215883	215883	Jul-25	0	(\$0)
9	LTF	Mainline	FT	CASTLETON COMMODITIES MERCHANT TRADING L.P.	215883	215883	Sep-25	0	(\$0)
10	LTF	Mainline	FT	CASTLETON COMMODITIES MERCHANT TRADING L.P.	215883 Total			0	(\$0)
11	LTF	Mainline	FT	BP ENERGY COMPANY	215885	215885	Apr-25	0	(\$441)
12	LTF	Mainline	FT	BP ENERGY COMPANY	215885	215885	Jun-25	0	(\$7,879)
13	LTF	Mainline	FT	BP ENERGY COMPANY	215885	215885	Jul-25	0	(\$17,447)
14	LTF	Mainline	FT	BP ENERGY COMPANY	215885	215885	Aug-25	0	(\$17,447)
15	LTF	Mainline	FT	BP ENERGY COMPANY	215885	215885	Sep-25	0	(\$14,071)
16	LTF	Mainline	FT	BP ENERGY COMPANY	215885 Total			0	(\$57,286)
17	LTF	Mainline	FT	CITADEL ENERGY MARKETING LLC	216713	216713	Sep-25	0	(\$10,029)
18	LTF	Mainline	FT	CITADEL ENERGY MARKETING LLC	216713 Total			0	(\$10,029)
19	LTF	Mainline	FT	TENASKA MARKETING VENTURES	217271	217271	Aug-25	0	(\$147)
20	LTF	Mainline	FT	TENASKA MARKETING VENTURES	217271 Total			0	(\$147)
21	LTF	Mainline	FT	SPOTLIGHT ENERGY, LLC	217274	217274	Aug-25	0	(\$309)
22	LTF	Mainline	FT	SPOTLIGHT ENERGY, LLC	217274	217274	Nov-25	0	(\$159)
23	LTF	Mainline	FT	SPOTLIGHT ENERGY, LLC	217274 Total			0	(\$467)
24	LTF	Mainline	FT	CITADEL ENERGY MARKETING LLC	217275	217275	Sep-25	0	(\$13,150)
25	LTF	Mainline	FT	CITADEL ENERGY MARKETING LLC	217275 Total			0	(\$13,150)

Wyoming Interstate Company, L.L.C
Study Pursuant to S and A in Docket No. RP22-823-000
Detail of DCC Activity
For the Twelve Month Period Ending December 31, 2025

Line No.	LTF-STF	Mainline/Lateral	Rate Sched	Company Name	Agmt No.	Legacy Agmt No.	Month/Year	Billed Dth	Amounts
(a)	(b)	(c)	(d)	(e)	(f)	(g)	(h)	(i)	
26	LTF	Mainline	FT	COLORADO INTERSTATE GAS COMPANY, L.L.C. *	217484	217484	Sep-25	0	(\$9,994)
27	LTF	Mainline	FT	COLORADO INTERSTATE GAS COMPANY, L.L.C. *	217484 Total			0	(\$9,994)
28	LTF	Mainline	FT	CONCORD ENERGY LLC	217794	217794	Nov-25	0	(\$1,152)
29	LTF	Mainline	FT	CONCORD ENERGY LLC	217794 Total			0	(\$1,152)
30	LTF	Mainline	FT	CONCORD ENERGY LLC	218446	218446	Jun-25	0	(\$2,880)
31	LTF	Mainline	FT	CONCORD ENERGY LLC	218446	218446	Nov-25	0	(\$2,069)
32	LTF	Mainline	FT	CONCORD ENERGY LLC	218446 Total			0	(\$4,949)
33	LTF	Mainline	FT	COLORADO INTERSTATE GAS COMPANY, L.L.C. *	218782	218782	Sep-25	0	(\$3,156)
34	LTF	Mainline	FT	COLORADO INTERSTATE GAS COMPANY, L.L.C. *	218782 Total			0	(\$3,156)
35	LTF	Mainline	FT	COLORADO INTERSTATE GAS COMPANY, L.L.C. *	218783	218783	Sep-25	0	(\$1,578)
36	LTF	Mainline	FT	COLORADO INTERSTATE GAS COMPANY, L.L.C. *	218783 Total			0	(\$1,578)
37	LTF	Mainline	FT	COLORADO INTERSTATE GAS COMPANY, L.L.C. *	218784	218784	Sep-25	0	(\$1,052)
38	LTF	Mainline	FT	COLORADO INTERSTATE GAS COMPANY, L.L.C. *	218784 Total			0	(\$1,052)
39	LTF	Mainline	FT	SEQUENT ENERGY MANAGEMENT LLC	219208	219208	Jun-25	0	(\$18,410)
40	LTF	Mainline	FT	SEQUENT ENERGY MANAGEMENT LLC	219208	219208	Jul-25	0	(\$40,765)
41	LTF	Mainline	FT	SEQUENT ENERGY MANAGEMENT LLC	219208	219208	Aug-25	0	(\$40,765)
42	LTF	Mainline	FT	SEQUENT ENERGY MANAGEMENT LLC	219208	219208	Sep-25	0	(\$32,875)
43	LTF	Mainline	FT	SEQUENT ENERGY MANAGEMENT LLC	219208 Total			0	(\$132,815)
44	LTF	Mainline	FT	BP ENERGY COMPANY	219230	219230	Jun-25	0	(\$30,000)
45	LTF	Mainline	FT	BP ENERGY COMPANY	219230 Total			0	(\$30,000)
46	LTF	Mainline	FT	TWIN EAGLE RESOURCE MANAGEMENT, LLC	219736	219736	Sep-25	0	(\$2)
47	LTF	Mainline	FT	TWIN EAGLE RESOURCE MANAGEMENT, LLC	219736 Total			0	(\$2)
48	LTF	Mainline	FT	CITADEL ENERGY MARKETING LLC	220344	220344	Nov-25	0	(\$2,534)
49	LTF	Mainline	FT	CITADEL ENERGY MARKETING LLC	220344 Total			0	(\$2,534)

Wyoming Interstate Company, L.L.C
 Study Pursuant to S and A in Docket No. RP22-823-000
 Detail of DCC Activity
 For the Twelve Month Period Ending December 31, 2025

Line No.	LTF-STF	Mainline/Lateral	Rate Sched	Company Name	Agmt No.	Legacy Agmt No.	Month/Year	Billed Dth	Amounts
(a)	(b)	(c)	(d)	(e)	(f)	(g)	(h)	(i)	
50	LTF	Mainline	FT	HARTREE PARTNERS, LP	220938	220938	Jun-25	0	(\$13,511)
51	LTF	Mainline	FT	HARTREE PARTNERS, LP	220938	220938	Sep-25	0	(\$7,739)
52	LTF	Mainline	FT	HARTREE PARTNERS, LP	220938 Total			0	(\$21,250)
53	Total Demand Charge Credits - Mainline							0	(\$302,704)
54	Total WIC System Demand Charge Credits							0	(\$302,704)

* Affiliated Company

Line No.	Mainline/Lateral	Rate Schedule	Shipper Name	Agmt No.	Legacy Agmt No.	Releasing Shipper Agmt No.	Month-Year	Rate Code	Billed Dth	Amount
(a)	(b)	(c)	(d)	(e)	(f)	(g)	(h)	(i)	(j)	
1	Mainline	FT	ROCKY MOUNTAIN MIDSTREAM LLC	221179	221179		Jan-25	CR	(75,000)	\$0
2	Mainline	FT	ROCKY MOUNTAIN MIDSTREAM LLC	221179	221179		Feb-25	CR	(75,000)	\$0
3	Mainline	FT	ROCKY MOUNTAIN MIDSTREAM LLC	221179	221179		Mar-25	CR	(75,000)	\$0
4	Mainline	FT	ROCKY MOUNTAIN MIDSTREAM LLC	221179	221179		Apr-25	CR	(75,000)	\$0
5	Mainline	FT	ROCKY MOUNTAIN MIDSTREAM LLC	221179	221179		May-25	CR	(75,000)	\$0
6	Mainline	FT	ROCKY MOUNTAIN MIDSTREAM LLC	221179	221179		Jun-25	CR	(75,000)	\$0
7	Mainline	FT	ROCKY MOUNTAIN MIDSTREAM LLC	221179	221179		Jul-25	CR	(75,000)	\$0
8	Mainline	FT	ROCKY MOUNTAIN MIDSTREAM LLC	221179	221179		Aug-25	CR	(75,000)	\$0
9	Mainline	FT	ROCKY MOUNTAIN MIDSTREAM LLC	221179	221179		Sep-25	CR	(75,000)	\$0
10	Mainline	FT	ROCKY MOUNTAIN MIDSTREAM LLC	221179	221179		Oct-25	CR	(75,000)	\$0
11	Mainline	FT	ROCKY MOUNTAIN MIDSTREAM LLC	221179	221179		Nov-25	CR	(75,000)	\$0
12	Mainline	FT	ROCKY MOUNTAIN MIDSTREAM LLC	221179	221179		Dec-25	CR	(75,000)	\$0
13	Mainline	FT	SEQUENT ENERGY MANAGEMENT LLC	221299	221229	221179	Jan-25	CR	75,000	\$0
14	Mainline	FT	SEQUENT ENERGY MANAGEMENT LLC	221369	221369	221179	Feb-25	CR	75,000	\$0
15	Mainline	FT	SEQUENT ENERGY MANAGEMENT LLC	221369	221369	221179	Mar-25	CR	75,000	\$0
16	Mainline	FT	SEQUENT ENERGY MANAGEMENT LLC	221491	221491	221179	Apr-25	CR	75,000	\$0
17	Mainline	FT	SEQUENT ENERGY MANAGEMENT LLC	221574	221574	221179	May-25	CR	75,000	\$0
18	Mainline	FT	SEQUENT ENERGY MANAGEMENT LLC	221574	221574	221179	Jun-25	CR	75,000	\$0
19	Mainline	FT	SEQUENT ENERGY MANAGEMENT LLC	221574	221574	221179	Jul-25	CR	75,000	\$0
20	Mainline	FT	SEQUENT ENERGY MANAGEMENT LLC	221574	221574	221179	Aug-25	CR	75,000	\$0
21	Mainline	FT	SEQUENT ENERGY MANAGEMENT LLC	221574	221574	221179	Sep-25	CR	75,000	\$0
22	Mainline	FT	SEQUENT ENERGY MANAGEMENT LLC	221574	221574	221179	Oct-25	CR	75,000	\$0
23	Mainline	FT	SEQUENT ENERGY MANAGEMENT LLC	221574	221574	221179	Nov-25	CR	75,000	\$0
24	Mainline	FT	SEQUENT ENERGY MANAGEMENT LLC	221574	221574	221179	Dec-25	CR	75,000	\$0
25	Mainline	FT	CITADEL ENERGY MARKETING LLC	216493	216493		Jan-25	CR	(15,000)	\$0
26	Mainline	FT	CITADEL ENERGY MARKETING LLC	216493	216493		Feb-25	CR	(15,000)	\$0
27	Mainline	FT	CITADEL ENERGY MARKETING LLC	216493	216493		Mar-25	CR	(15,000)	\$0
28	Mainline	FT	CITADEL ENERGY MARKETING LLC	216493	216493		Apr-25	CR	(15,000)	\$0
29	Mainline	FT	CITADEL ENERGY MARKETING LLC	216493	216493		May-25	CR	(15,000)	\$0
30	Mainline	FT	CITADEL ENERGY MARKETING LLC	216493	216493		Jun-25	CR	(15,000)	\$0
31	Mainline	FT	CITADEL ENERGY MARKETING LLC	216493	216493		Jul-25	CR	(15,000)	\$0
32	Mainline	FT	CITADEL ENERGY MARKETING LLC	216493	216493		Aug-25	CR	(15,000)	\$0
33	Mainline	FT	CITADEL ENERGY MARKETING LLC	216493	216493		Sep-25	CR	(15,000)	\$0
34	Mainline	FT	CITADEL ENERGY MARKETING LLC	216493	216493		Oct-25	CR	(15,000)	\$0
35	Mainline	FT	CITADEL ENERGY MARKETING LLC	216493	216493		Nov-25	CR	(15,000)	\$0
36	Mainline	FT	CITADEL ENERGY MARKETING LLC	216493	216493		Dec-25	CR	(15,000)	\$0
37	Mainline	FT	CIMA ENERGY, LP	220198	220198	216493	Jan-25	CR	15,000	\$0
38	Mainline	FT	CIMA ENERGY, LP	220198	220198	216493	Feb-25	CR	15,000	\$0
39	Mainline	FT	CIMA ENERGY, LP	220198	220198	216493	Mar-25	CR	15,000	\$0
40	Mainline	FT	CIMA ENERGY, LP	220198	220198	216493	Apr-25	CR	15,000	\$0

Line No.	Mainline/Lateral	Rate Schedule	Shipper Name	Agmt No.	Legacy Agmt No.	Releasing Shipper Agmt No.	Month-Year	Rate Code	Billed Dth	Amount
(a)	(b)	(c)	(d)	(e)	(f)	(g)	(h)	(i)	(j)	
41	Mainline	FT	CIMA ENERGY, LP	220198	220198	216493	May-25	CR	15,000	\$0
42	Mainline	FT	CIMA ENERGY, LP	220198	220198	216493	Jun-25	CR	15,000	\$0
43	Mainline	FT	CIMA ENERGY, LP	220198	220198	216493	Jul-25	CR	15,000	\$0
44	Mainline	FT	CIMA ENERGY, LP	220198	220198	216493	Aug-25	CR	15,000	\$0
45	Mainline	FT	CIMA ENERGY, LP	220198	220198	216493	Sep-25	CR	15,000	\$0
46	Mainline	FT	CIMA ENERGY, LP	220198	220198	216493	Oct-25	CR	15,000	\$0
47	Mainline	FT	CIMA ENERGY, LP	220198	220198	216493	Nov-25	CR	15,000	\$0
48	Mainline	FT	CIMA ENERGY, LP	220198	220198	216493	Dec-25	CR	15,000	\$0
49						Total Mainline Capacity Release			0	\$0
50	Medicine Bow	FT	EOG RESOURCES, INC.	214934	214934		Jan-25	CR	(30,000)	\$0
51	Medicine Bow	FT	EOG RESOURCES, INC.	214934	214934		Feb-25	CR	(30,000)	\$0
52	Medicine Bow	FT	EOG RESOURCES, INC.	214934	214934		Mar-25	CR	(30,000)	\$0
53	Medicine Bow	FT	EOG RESOURCES, INC.	214934	214934		Apr-25	CR	(30,000)	\$0
54	Medicine Bow	FT	EOG RESOURCES, INC.	214934	214934		May-25	CR	(30,000)	\$0
55	Medicine Bow	FT	EOG RESOURCES, INC.	214934	214934		Jun-25	CR	(30,000)	\$0
56	Medicine Bow	FT	EOG RESOURCES, INC.	214934	214934		Jul-25	CR	(30,000)	\$0
57	Medicine Bow	FT	EOG RESOURCES, INC.	214934	214934		Aug-25	CR	(30,000)	\$0
58	Medicine Bow	FT	EOG RESOURCES, INC.	214934	214934		Sep-25	CR	(30,000)	\$0
59	Medicine Bow	FT	EOG RESOURCES, INC.	214934	214934		Oct-25	CR	(30,000)	\$0
60	Medicine Bow	FT	EOG RESOURCES, INC.	214934	214934		Nov-25	CR	(30,000)	\$0
61	Medicine Bow	FT	EOG RESOURCES, INC.	214934	214934		Dec-25	CR	(30,000)	\$0
62	Medicine Bow	FT	SPOTLIGHT ENERGY, LLC	221295	221295	214934	Jan-25	CR	30,000	\$0
63	Medicine Bow	FT	SPOTLIGHT ENERGY, LLC	221372	221372	214934	Feb-25	CR	30,000	\$0
64	Medicine Bow	FT	SPOTLIGHT ENERGY, LLC	221431	221431	214934	Mar-25	CR	30,000	\$0
65	Medicine Bow	FT	SPOTLIGHT ENERGY, LLC	221510	221510	214934	Apr-25	CR	30,000	\$0
66	Medicine Bow	FT	SPOTLIGHT ENERGY, LLC	221566	221566	214934	May-25	CR	30,000	\$0
67	Medicine Bow	FT	SPOTLIGHT ENERGY, LLC	221616	221616	214934	Jun-25	CR	30,000	\$0
68	Medicine Bow	FT	SPOTLIGHT ENERGY, LLC	221654	221654	214934	Jul-25	CR	30,000	\$0
69	Medicine Bow	FT	SPOTLIGHT ENERGY, LLC	221714	221714	214934	Aug-25	CR	30,000	\$0
70	Medicine Bow	FT	SPOTLIGHT ENERGY, LLC	221767	221767	214934	Sep-25	CR	30,000	\$0
71	Medicine Bow	FT	SPOTLIGHT ENERGY, LLC	221804	221804	214934	Oct-25	CR	30,000	\$0
72	Medicine Bow	FT	SPOTLIGHT ENERGY, LLC	221855	221855	214934	Nov-25	CR	30,000	\$0
73	Medicine Bow	FT	SPOTLIGHT ENERGY, LLC	221855	221855	214934	Dec-25	CR	30,000	\$0
74	Medicine Bow	FT	BLACK HILLS SERVICE COMPANY, LLC	215933	215933		Jan-25	CR	(60,000)	(\$54,750)
75	Medicine Bow	FT	BLACK HILLS SERVICE COMPANY, LLC	215933	215933		Feb-25	CR	(60,000)	(\$54,750)
76	Medicine Bow	FT	BLACK HILLS SERVICE COMPANY, LLC	215933	215933		Mar-25	CR	(60,000)	(\$54,750)
77	Medicine Bow	FT	BLACK HILLS SERVICE COMPANY, LLC	215933	215933		Apr-25	CR	(60,000)	(\$54,750)
78	Medicine Bow	FT	BLACK HILLS SERVICE COMPANY, LLC	215933	215933		May-25	CR	(60,000)	(\$54,750)
79	Medicine Bow	FT	BLACK HILLS SERVICE COMPANY, LLC	215933	215933		Jun-25	CR	(60,000)	(\$54,750)

Line No.	Mainline/Lateral	Rate Schedule	Shipper Name	Agmt No.	Legacy Agmt No.	Releasing Shipper Agmt No.	Month-Year	Rate Code	Billed Dth	Amount
(a)	(b)	(c)	(d)	(e)	(f)	(g)	(h)	(i)	(j)	
80	Medicine Bow	FT	BLACK HILLS SERVICE COMPANY, LLC	215933	215933		Jul-25	CR	(60,000)	(\$54,750)
81	Medicine Bow	FT	BLACK HILLS SERVICE COMPANY, LLC	215933	215933		Aug-25	CR	(60,000)	(\$54,750)
82	Medicine Bow	FT	BLACK HILLS SERVICE COMPANY, LLC	215933	215933		Sep-25	CR	(60,000)	(\$54,750)
83	Medicine Bow	FT	BLACK HILLS SERVICE COMPANY, LLC	215933	215933		Oct-25	CR	(60,000)	(\$54,750)
84	Medicine Bow	FT	BLACK HILLS SERVICE COMPANY, LLC	215933	215933		Nov-25	CR	(60,000)	(\$54,750)
85	Medicine Bow	FT	BLACK HILLS SERVICE COMPANY, LLC	215933	215933		Dec-25	CR	(60,000)	(\$54,750)
86	Medicine Bow	FT	WOODRIVER ENERGY LLC	221052	221052	215933	Jan-25	CR	5,376	\$4,906
87	Medicine Bow	FT	WOODRIVER ENERGY LLC	221052	221052	215933	Feb-25	CR	5,376	\$4,906
88	Medicine Bow	FT	WOODRIVER ENERGY LLC	221052	221052	215933	Mar-25	CR	5,376	\$4,906
89	Medicine Bow	FT	WOODRIVER ENERGY LLC	221052	221052	215933	Apr-25	CR	5,376	\$4,906
90	Medicine Bow	FT	WOODRIVER ENERGY LLC	221052	221052	215933	May-25	CR	5,376	\$4,906
91	Medicine Bow	FT	BLACK HILLS SERVICE COMPANY, LLC	221053	221053	215933	Jan-25	CR	12,593	\$11,491
92	Medicine Bow	FT	BLACK HILLS SERVICE COMPANY, LLC	221053	221053	215933	Feb-25	CR	12,593	\$11,491
93	Medicine Bow	FT	BLACK HILLS SERVICE COMPANY, LLC	221053	221053	215933	Mar-25	CR	12,593	\$11,491
94	Medicine Bow	FT	BLACK HILLS SERVICE COMPANY, LLC	221053	221053	215933	Apr-25	CR	12,593	\$11,491
95	Medicine Bow	FT	BLACK HILLS SERVICE COMPANY, LLC	221053	221053	215933	May-25	CR	12,593	\$11,491
96	Medicine Bow	FT	ARCHER ENERGY, LLC	221054	221054	215933	Jan-25	CR	2,020	\$1,843
97	Medicine Bow	FT	ARCHER ENERGY, LLC	221054	221054	215933	Feb-25	CR	2,020	\$1,843
98	Medicine Bow	FT	ARCHER ENERGY, LLC	221054	221054	215933	Mar-25	CR	2,020	\$1,843
99	Medicine Bow	FT	ARCHER ENERGY, LLC	221054	221054	215933	Apr-25	CR	2,020	\$1,843
100	Medicine Bow	FT	ARCHER ENERGY, LLC	221054	221054	215933	May-25	CR	2,020	\$1,843
101	Medicine Bow	FT	VISTA ENERGY MARKETING, L.P.	221055	221055	215933	Jan-25	CR	5,011	\$4,573
102	Medicine Bow	FT	VISTA ENERGY MARKETING, L.P.	221055	221055	215933	Feb-25	CR	5,011	\$4,573
103	Medicine Bow	FT	VISTA ENERGY MARKETING, L.P.	221055	221055	215933	Mar-25	CR	5,011	\$4,573
104	Medicine Bow	FT	VISTA ENERGY MARKETING, L.P.	221055	221055	215933	Apr-25	CR	5,011	\$4,573
105	Medicine Bow	FT	VISTA ENERGY MARKETING, L.P.	221055	221055	215933	May-25	CR	5,011	\$4,573
106	Medicine Bow	FT	WYOMING PRODUCER CONSUMER ALLIANCE	221056	221056	215933	Jan-25	CR	2,931	\$2,675
107	Medicine Bow	FT	WYOMING PRODUCER CONSUMER ALLIANCE	221056	221056	215933	Feb-25	CR	2,931	\$2,675
108	Medicine Bow	FT	WYOMING PRODUCER CONSUMER ALLIANCE	221056	221056	215933	Mar-25	CR	2,931	\$2,675
109	Medicine Bow	FT	WYOMING PRODUCER CONSUMER ALLIANCE	221056	221056	215933	Apr-25	CR	2,931	\$2,675
110	Medicine Bow	FT	WYOMING PRODUCER CONSUMER ALLIANCE	221056	221056	215933	May-25	CR	2,931	\$2,675
111	Medicine Bow	FT	BLACK HILLS ENERGY SERVICES COMPANY	221057	221057	215933	Jan-25	CR	12,490	\$11,397
112	Medicine Bow	FT	BLACK HILLS ENERGY SERVICES COMPANY	221057	221057	215933	Feb-25	CR	12,490	\$11,397
113	Medicine Bow	FT	BLACK HILLS ENERGY SERVICES COMPANY	221057	221057	215933	Mar-25	CR	12,490	\$11,397
114	Medicine Bow	FT	BLACK HILLS ENERGY SERVICES COMPANY	221057	221057	215933	Apr-25	CR	12,490	\$11,397
115	Medicine Bow	FT	BLACK HILLS ENERGY SERVICES COMPANY	221057	221057	215933	May-25	CR	12,490	\$11,397
116	Medicine Bow	FT	UNITED ENERGY TRADING, LLC	221058	221058	215933	Jan-25	CR	289	\$264
117	Medicine Bow	FT	UNITED ENERGY TRADING, LLC	221058	221058	215933	Feb-25	CR	289	\$264
118	Medicine Bow	FT	UNITED ENERGY TRADING, LLC	221058	221058	215933	Mar-25	CR	289	\$264
119	Medicine Bow	FT	UNITED ENERGY TRADING, LLC	221058	221058	215933	Apr-25	CR	289	\$264

Line No.	Mainline/Lateral	Rate Schedule	Shipper Name	Agmt No.	Legacy Agmt No.	Releasing Shipper Agmt No.	Month-Year	Rate Code	Billed Dth	Amount
(a)	(b)	(c)	(d)	(e)	(f)	(g)	(h)	(i)	(j)	
120	Medicine Bow	FT	UNITED ENERGY TRADING, LLC	221058	221058	215933	May-25	CR	289	\$264
121	Medicine Bow	FT	TIGER NATURAL GAS, INC.	221060	221060	215933	Jan-25	CR	419	\$382
122	Medicine Bow	FT	TIGER NATURAL GAS, INC.	221060	221060	215933	Feb-25	CR	419	\$382
123	Medicine Bow	FT	TIGER NATURAL GAS, INC.	221060	221060	215933	Mar-25	CR	419	\$382
124	Medicine Bow	FT	TIGER NATURAL GAS, INC.	221060	221060	215933	Apr-25	CR	419	\$382
125	Medicine Bow	FT	TIGER NATURAL GAS, INC.	221060	221060	215933	May-25	CR	419	\$382
126	Medicine Bow	FT	CONSTELLATION ENERGY GENERATION, LLC	221061	221061	215933	Jan-25	CR	14,458	\$13,193
127	Medicine Bow	FT	CONSTELLATION ENERGY GENERATION, LLC	221061	221061	215933	Feb-25	CR	14,458	\$13,193
128	Medicine Bow	FT	CONSTELLATION ENERGY GENERATION, LLC	221061	221061	215933	Mar-25	CR	14,458	\$13,193
129	Medicine Bow	FT	CONSTELLATION ENERGY GENERATION, LLC	221061	221061	215933	Apr-25	CR	14,458	\$13,193
130	Medicine Bow	FT	CONSTELLATION ENERGY GENERATION, LLC	221061	221061	215933	May-25	CR	14,458	\$13,193
131	Medicine Bow	FT	SYMMETRY ENERGY SOLUTIONS, LLC	221064	221064	215933	Jan-25	CR	4,413	\$4,027
132	Medicine Bow	FT	SYMMETRY ENERGY SOLUTIONS, LLC	221064	221064	215933	Feb-25	CR	4,413	\$4,027
133	Medicine Bow	FT	SYMMETRY ENERGY SOLUTIONS, LLC	221064	221064	215933	Mar-25	CR	4,413	\$4,027
134	Medicine Bow	FT	SYMMETRY ENERGY SOLUTIONS, LLC	221064	221064	215933	Apr-25	CR	4,413	\$4,027
135	Medicine Bow	FT	SYMMETRY ENERGY SOLUTIONS, LLC	221064	221064	215933	May-25	CR	4,413	\$4,027
136	Medicine Bow	FT	VISTA ENERGY MARKETING, L.P.	221597	221597	215933	Jun-25	CR	4,556	\$4,157
137	Medicine Bow	FT	VISTA ENERGY MARKETING, L.P.	221597	221597	215933	Jul-25	CR	4,556	\$4,157
138	Medicine Bow	FT	VISTA ENERGY MARKETING, L.P.	221597	221597	215933	Aug-25	CR	4,556	\$4,157
139	Medicine Bow	FT	VISTA ENERGY MARKETING, L.P.	221597	221597	215933	Sep-25	CR	4,556	\$4,157
140	Medicine Bow	FT	VISTA ENERGY MARKETING, L.P.	221597	221597	215933	Oct-25	CR	4,556	\$4,157
141	Medicine Bow	FT	VISTA ENERGY MARKETING, L.P.	221597	221597	215933	Nov-25	CR	4,556	\$4,157
142	Medicine Bow	FT	VISTA ENERGY MARKETING, L.P.	221597	221597	215933	Dec-25	CR	4,556	\$4,157
143	Medicine Bow	FT	BLACK HILLS SERVICE COMPANY, LLC	221598	221598	215933	Jun-25	CR	12,843	\$11,719
144	Medicine Bow	FT	BLACK HILLS SERVICE COMPANY, LLC	221598	221598	215933	Jul-25	CR	12,843	\$11,719
145	Medicine Bow	FT	BLACK HILLS SERVICE COMPANY, LLC	221598	221598	215933	Aug-25	CR	12,843	\$11,719
146	Medicine Bow	FT	BLACK HILLS SERVICE COMPANY, LLC	221598	221598	215933	Sep-25	CR	12,843	\$11,719
147	Medicine Bow	FT	BLACK HILLS SERVICE COMPANY, LLC	221598	221598	215933	Oct-25	CR	12,843	\$11,719
148	Medicine Bow	FT	BLACK HILLS SERVICE COMPANY, LLC	221598	221598	215933	Nov-25	CR	12,843	\$11,719
149	Medicine Bow	FT	BLACK HILLS SERVICE COMPANY, LLC	221598	221598	215933	Dec-25	CR	12,843	\$11,719
150	Medicine Bow	FT	CONSTELLATION ENERGY GENERATION, LLC	221599	221599	215933	Jun-25	CR	13,277	\$12,115
151	Medicine Bow	FT	CONSTELLATION ENERGY GENERATION, LLC	221599	221599	215933	Jul-25	CR	13,277	\$12,115
152	Medicine Bow	FT	CONSTELLATION ENERGY GENERATION, LLC	221599	221599	215933	Aug-25	CR	13,277	\$12,115
153	Medicine Bow	FT	CONSTELLATION ENERGY GENERATION, LLC	221599	221599	215933	Sep-25	CR	13,277	\$12,115
154	Medicine Bow	FT	CONSTELLATION ENERGY GENERATION, LLC	221599	221599	215933	Oct-25	CR	13,277	\$12,115
155	Medicine Bow	FT	CONSTELLATION ENERGY GENERATION, LLC	221599	221599	215933	Nov-25	CR	13,277	\$12,115
156	Medicine Bow	FT	CONSTELLATION ENERGY GENERATION, LLC	221599	221599	215933	Dec-25	CR	13,277	\$12,115
157	Medicine Bow	FT	TIGER NATURAL GAS, INC.	221600	221600	215933	Jun-25	CR	1,345	\$1,227
158	Medicine Bow	FT	TIGER NATURAL GAS, INC.	221600	221600	215933	Jul-25	CR	1,345	\$1,227
159	Medicine Bow	FT	TIGER NATURAL GAS, INC.	221600	221600	215933	Aug-25	CR	1,345	\$1,227

Line No.	Mainline/Lateral	Rate Schedule	Shipper Name	Agmt No.	Legacy Agmt No.	Releasing Shipper Agmt No.	Month-Year	Rate Code	Billed Dth	Amount
(a)	(b)	(c)	(d)	(e)	(f)	(g)	(h)	(i)	(j)	
160	Medicine Bow	FT	TIGER NATURAL GAS, INC.	221600	221600	215933	Sep-25	CR	1,345	\$1,227
161	Medicine Bow	FT	TIGER NATURAL GAS, INC.	221600	221600	215933	Oct-25	CR	1,345	\$1,227
162	Medicine Bow	FT	TIGER NATURAL GAS, INC.	221600	221600	215933	Nov-25	CR	1,345	\$1,227
163	Medicine Bow	FT	TIGER NATURAL GAS, INC.	221600	221600	215933	Dec-25	CR	1,345	\$1,227
164	Medicine Bow	FT	SYMMETRY ENERGY SOLUTIONS, LLC	221601	221601	215933	Jun-25	CR	4,820	\$4,398
165	Medicine Bow	FT	SYMMETRY ENERGY SOLUTIONS, LLC	221601	221601	215933	Jul-25	CR	4,820	\$4,398
166	Medicine Bow	FT	SYMMETRY ENERGY SOLUTIONS, LLC	221601	221601	215933	Aug-25	CR	4,820	\$4,398
167	Medicine Bow	FT	SYMMETRY ENERGY SOLUTIONS, LLC	221601	221601	215933	Sep-25	CR	4,820	\$4,398
168	Medicine Bow	FT	SYMMETRY ENERGY SOLUTIONS, LLC	221601	221601	215933	Oct-25	CR	4,820	\$4,398
169	Medicine Bow	FT	SYMMETRY ENERGY SOLUTIONS, LLC	221601	221601	215933	Nov-25	CR	4,820	\$4,398
170	Medicine Bow	FT	SYMMETRY ENERGY SOLUTIONS, LLC	221601	221601	215933	Dec-25	CR	4,820	\$4,398
171	Medicine Bow	FT	BLACK HILLS ENERGY SERVICES COMPANY	221602	221602	215933	Jun-25	CR	12,062	\$11,007
172	Medicine Bow	FT	BLACK HILLS ENERGY SERVICES COMPANY	221602	221602	215933	Jul-25	CR	12,062	\$11,007
173	Medicine Bow	FT	BLACK HILLS ENERGY SERVICES COMPANY	221602	221602	215933	Aug-25	CR	12,062	\$11,007
174	Medicine Bow	FT	BLACK HILLS ENERGY SERVICES COMPANY	221602	221602	215933	Sep-25	CR	12,062	\$11,007
175	Medicine Bow	FT	BLACK HILLS ENERGY SERVICES COMPANY	221602	221602	215933	Oct-25	CR	12,062	\$11,007
176	Medicine Bow	FT	BLACK HILLS ENERGY SERVICES COMPANY	221602	221602	215933	Nov-25	CR	12,062	\$11,007
177	Medicine Bow	FT	BLACK HILLS ENERGY SERVICES COMPANY	221602	221602	215933	Dec-25	CR	12,062	\$11,007
178	Medicine Bow	FT	ARCHER ENERGY, LLC	221603	221603	215933	Jun-25	CR	2,483	\$2,266
179	Medicine Bow	FT	ARCHER ENERGY, LLC	221603	221603	215933	Jul-25	CR	2,483	\$2,266
180	Medicine Bow	FT	ARCHER ENERGY, LLC	221603	221603	215933	Aug-25	CR	2,483	\$2,266
181	Medicine Bow	FT	ARCHER ENERGY, LLC	221603	221603	215933	Sep-25	CR	2,483	\$2,266
182	Medicine Bow	FT	ARCHER ENERGY, LLC	221603	221603	215933	Oct-25	CR	2,483	\$2,266
183	Medicine Bow	FT	ARCHER ENERGY, LLC	221603	221603	215933	Nov-25	CR	2,483	\$2,266
184	Medicine Bow	FT	ARCHER ENERGY, LLC	221603	221603	215933	Dec-25	CR	2,483	\$2,266
185	Medicine Bow	FT	WYOMING PRODUCER CONSUMER ALLIANCE	221604	221604	215933	Jun-25	CR	3,522	\$3,214
186	Medicine Bow	FT	WYOMING PRODUCER CONSUMER ALLIANCE	221604	221604	215933	Jul-25	CR	3,522	\$3,214
187	Medicine Bow	FT	WYOMING PRODUCER CONSUMER ALLIANCE	221604	221604	215933	Aug-25	CR	3,522	\$3,214
188	Medicine Bow	FT	WYOMING PRODUCER CONSUMER ALLIANCE	221604	221604	215933	Sep-25	CR	3,522	\$3,214
189	Medicine Bow	FT	WYOMING PRODUCER CONSUMER ALLIANCE	221604	221604	215933	Oct-25	CR	3,522	\$3,214
190	Medicine Bow	FT	WYOMING PRODUCER CONSUMER ALLIANCE	221604	221604	215933	Nov-25	CR	3,522	\$3,214
191	Medicine Bow	FT	WYOMING PRODUCER CONSUMER ALLIANCE	221604	221604	215933	Dec-25	CR	3,522	\$3,214
192	Medicine Bow	FT	WOODRIVER ENERGY LLC	221606	221606	215933	Jun-25	CR	4,827	\$4,405
193	Medicine Bow	FT	WOODRIVER ENERGY LLC	221606	221606	215933	Jul-25	CR	4,827	\$4,405
194	Medicine Bow	FT	WOODRIVER ENERGY LLC	221606	221606	215933	Aug-25	CR	4,827	\$4,405
195	Medicine Bow	FT	WOODRIVER ENERGY LLC	221606	221606	215933	Sep-25	CR	4,827	\$4,405
196	Medicine Bow	FT	WOODRIVER ENERGY LLC	221606	221606	215933	Oct-25	CR	4,827	\$4,405
197	Medicine Bow	FT	WOODRIVER ENERGY LLC	221606	221606	215933	Nov-25	CR	4,827	\$4,405
198	Medicine Bow	FT	WOODRIVER ENERGY LLC	221606	221606	215933	Dec-25	CR	4,827	\$4,405
199	Medicine Bow	FT	UNITED ENERGY TRADING, LLC	221609	221609	215933	Jun-25	CR	265	\$242

Line No.	Mainline/Lateral	Rate Schedule	Shipper Name	Agmt No.	Legacy Agmt No.	Releasing Shipper Agmt No.	Month-Year	Rate Code	Billed Dth	Amount
(a)	(b)	(c)	(d)	(e)	(f)	(g)	(h)	(i)	(j)	
200	Medicine Bow	FT	UNITED ENERGY TRADING, LLC	221609	221609	215933	Jul-25	CR	265	\$242
201	Medicine Bow	FT	UNITED ENERGY TRADING, LLC	221609	221609	215933	Aug-25	CR	265	\$242
202	Medicine Bow	FT	UNITED ENERGY TRADING, LLC	221609	221609	215933	Sep-25	CR	265	\$242
203	Medicine Bow	FT	UNITED ENERGY TRADING, LLC	221609	221609	215933	Oct-25	CR	265	\$242
204	Medicine Bow	FT	UNITED ENERGY TRADING, LLC	221609	221609	215933	Nov-25	CR	265	\$242
205	Medicine Bow	FT	UNITED ENERGY TRADING, LLC	221609	221609	215933	Dec-25	CR	265	\$242
206							Total Medicine Bow Capacity Release		0	\$0
207	Piceance	FT	CITADEL ENERGY MARKETING LLC	217882	217882		Jan-25	CR	(15,000)	\$0
208	Piceance	FT	CITADEL ENERGY MARKETING LLC	217882	217882		Feb-25	CR	(15,000)	\$0
209	Piceance	FT	CITADEL ENERGY MARKETING LLC	217882	217882		Mar-25	CR	(15,000)	\$0
210	Piceance	FT	CITADEL ENERGY MARKETING LLC	217882	217882		Apr-25	CR	(15,000)	\$0
211	Piceance	FT	CITADEL ENERGY MARKETING LLC	217882	217882		May-25	CR	(15,000)	\$0
212	Piceance	FT	CITADEL ENERGY MARKETING LLC	217882	217882		Jun-25	CR	(15,000)	\$0
213	Piceance	FT	CITADEL ENERGY MARKETING LLC	217882	217882		Jul-25	CR	(15,000)	\$0
214	Piceance	FT	CITADEL ENERGY MARKETING LLC	217882	217882		Aug-25	CR	(15,000)	\$0
215	Piceance	FT	CITADEL ENERGY MARKETING LLC	217882	217882		Sep-25	CR	(15,000)	\$0
216	Piceance	FT	CITADEL ENERGY MARKETING LLC	217882	217882		Oct-25	CR	(15,000)	\$0
217	Piceance	FT	CITADEL ENERGY MARKETING LLC	217882	217882		Nov-25	CR	(15,000)	\$0
218	Piceance	FT	CITADEL ENERGY MARKETING LLC	217882	217882		Dec-25	CR	(15,000)	\$0
219	Piceance	FT	CIMA ENERGY, LP	220199	220199	217883	Jan-25	CR	15,000	\$0
220	Piceance	FT	CIMA ENERGY, LP	220199	220199	217883	Feb-25	CR	15,000	\$0
221	Piceance	FT	CIMA ENERGY, LP	220199	220199	217883	Mar-25	CR	15,000	\$0
222	Piceance	FT	CIMA ENERGY, LP	220199	220199	217883	Apr-25	CR	15,000	\$0
223	Piceance	FT	CIMA ENERGY, LP	220199	220199	217883	May-25	CR	15,000	\$0
224	Piceance	FT	CIMA ENERGY, LP	220199	220199	217883	Jun-25	CR	15,000	\$0
225	Piceance	FT	CIMA ENERGY, LP	220199	220199	217883	Jul-25	CR	15,000	\$0
226	Piceance	FT	CIMA ENERGY, LP	220199	220199	217883	Aug-25	CR	15,000	\$0
227	Piceance	FT	CIMA ENERGY, LP	220199	220199	217883	Sep-25	CR	15,000	\$0
228	Piceance	FT	CIMA ENERGY, LP	220199	220199	217883	Oct-25	CR	15,000	\$0
229	Piceance	FT	CIMA ENERGY, LP	220199	220199	217883	Nov-25	CR	15,000	\$0
230	Piceance	FT	CIMA ENERGY, LP	220199	220199	217883	Dec-25	CR	15,000	\$0
231							Total Piceance Capacity Release		0	\$0

Wyoming Interstate Company, L.L.C.
Cost and Revenue Study
Pursuant to S&A in Docket No. RP22-823-000
Adjustment Period Revenues
For the Twelve Months Ending December 31, 2025

Docket No. RP22-823-00_
Schedule G-2
Page 1 of 1

This schedule is not applicable to Wyoming Interstate Company, L.L.C in the base period for this study.

Wyoming Interstate Company, L.L.C.
Cost and Revenue Study
Pursuant to S&A in Docket No. RP22-823-000
Summary of Adjustments
For the Twelve Months Ending December 31, 2025

Docket No. RP22-823-00_
Schedule G-3
Page 1 of 1

This schedule is not applicable to Wyoming Interstate Company, L.L.C in the base period for this study.

Wyoming Interstate Company, L.L.C.
Cost and Revenue Study
Pursuant to S&A in Docket No. RP22-823-000
At Risk Revenue
For the Twelve Months Ending December 31, 2025

Docket No. RP22-823-00_
Schedule G-4
Page 1 of 1

This schedule is not applicable to Wyoming Interstate Company, L.L.C in the base period for this study.

Line No.	Particulars (a)	Description (b)	Jan-25 (c)	Feb-25 (d)	Mar-25 (e)	Apr-25 (f)	May-25 (g)	Jun-25 (h)	Jul-25 (i)	Aug-25 (j)	Sep-25 (k)	Oct-25 (l)	Nov-25 (m)	Dec-25 (n)	Total (o)	Adjustments (p)	Total as Adjusted (q)
FERC Account No. 495 - Miscellaneous Revenue																	
1	Cashout Revenue	Cashout Gains	(\$134,927)	(\$212,577)	(\$81,660)	(\$85,834)	(\$2,980)	(\$54,486)	(\$15,510)	(\$10,482)	(\$5,843)	(\$22,306)	(\$43,408)	(\$276,003)	(\$946,015)	\$946,015	\$0
2	Total FERC Account No. 495		(\$134,927)	(\$212,577)	(\$81,660)	(\$85,834)	(\$2,980)	(\$54,486)	(\$15,510)	(\$10,482)	(\$5,843)	(\$22,306)	(\$43,408)	(\$276,003)	(\$946,015)	\$946,015	\$0

Wyoming Interstate Company, L.L.C.
 Cost and Revenue Study
 Pursuant to S&A in Docket No. RP22-823-000
 Cashouts, Penalty Revenue and Exit Fees
 For the Twelve Months Ending December 31, 2025

Docket No. RP22-823-00
 Schedule G-6
 Page 1 of 1

Line No.	Particulars (a)	Jan-25 (b)	Feb-25 (c)	Mar-25 (d)	Apr-25 (e)	May-25 (f)	Jun-25 (g)	Jul-25 (h)	Aug-25 (i)	Sep-25 (j)	Oct-25 (k)	Nov-25 (l)	Dec-25 (m)	Total (n)	Adjustments (o)	Adjusted Total (p)
1	Cashout Expenses															
2	Expenses Incurred 1/															
3	Cashout Expenses	\$28,404	\$4,050	\$28,331	\$19,779	\$60,954	\$50,386	\$40,231	\$57,803	\$76,871	\$58,980	\$11,504	\$54,743	\$492,036	(\$492,036)	\$0
4	Cashout Revenues															
5	Revenues Received 1/															
6	Cashout Revenues	\$443,252	\$697,566	\$339,771	\$14,417	\$203,054	\$154,662	\$132,324	\$88,352	\$114,714	\$167,983	\$664,615	\$275,735	\$3,296,445	(\$3,296,445)	\$0
7	Penalties 2/															
8	Penalty Revenue					\$1,858		\$2,217	\$1,668				\$1,059	\$6,802	(\$6,802)	\$0

Notes:

1/ Cashout costs and revenues are administered pursuant to the provisions of WIC's FERC Gas Tariff

2/ Penalty revenues associated with unauthorized overruns.

Line No.	FERC A/C No.	Particulars	Jan-25	Feb-25	Mar-25	Apr-25	May-25	Jun-25	Jul-25	Aug-25	Sep-25	Oct-25	Nov-25	Dec-25	Base Period		Total as Adjusted
			(c)	(d)	(e)	(f)	(g)	(h)	(i)	(j)	(k)	(l)	(m)	(n)	(o)	(p)	(q)
Other gas supply expenses - Purchased gas																	
1	803.0	Natural gas trans. line purchases	\$0	\$0	\$0	\$0	\$0	\$0	\$659,420	\$818,854	\$177,812	\$57,000	\$56,022	\$135,000	\$1,904,108	(\$1,904,108)	\$0
2	Total purchased gas		<u>\$0</u>	<u>\$0</u>	<u>\$0</u>	<u>\$0</u>	<u>\$0</u>	<u>\$0</u>	<u>\$659,420</u>	<u>\$818,854</u>	<u>\$177,812</u>	<u>\$57,000</u>	<u>\$56,022</u>	<u>\$135,000</u>	<u>\$1,904,108</u>	<u>(\$1,904,108)</u>	<u>\$0</u>
3	806.0	Exchange gas	\$237,045	\$775,339	(\$375,120)	\$74,556	(\$221,597)	(\$51,017)	(\$150,975)	(\$1,085,438)	(\$1,227,123)	(\$193,601)	\$71,128	(\$94,961)	(\$2,241,764)	\$2,241,764	\$0
Storage gas																	
4	808.1	Gas withdrawn from storage - Debit	\$0	\$0	\$548,736	\$0	\$89,539	\$3,017	\$0	\$104,583	\$11,248	\$0	\$62,783	\$53,245	\$873,151	(\$873,151)	\$0
5	808.2	Gas delivered to storage - Credit	(\$72,588)	(\$458,996)	\$0	(\$96,275)	\$0	\$0	(\$767,890)	(\$100,195)	\$581,408	\$42,894	(\$1,820)	(\$113,734)	(\$987,195)	\$987,195	\$0
6	Total storage gas		<u>(\$72,588)</u>	<u>(\$458,996)</u>	<u>\$548,736</u>	<u>(\$96,275)</u>	<u>\$89,539</u>	<u>\$3,017</u>	<u>(\$767,890)</u>	<u>\$4,388</u>	<u>\$592,656</u>	<u>\$42,894</u>	<u>\$60,963</u>	<u>(\$60,490)</u>	<u>(\$114,044)</u>	<u>\$114,044</u>	<u>\$0</u>
Gas used in operations - Credit																	
7	810.0	Gas used for compressor station fuel - Credit	(\$413,503)	(\$511,153)	(\$347,302)	(\$285,953)	(\$148,282)	(\$182,149)	(\$243,311)	(\$256,229)	(\$289,538)	(\$228,146)	(\$385,666)	(\$494,419)	(\$3,785,651)	\$3,785,651	\$0
8	812.0	Gas used for other utility operations - Credit	(\$12,744)	(\$20,909)	(\$14,569)	(\$11,950)	(\$7,675)	(\$6,793)	(\$13,096)	(\$9,545)	(\$12,978)	(\$16,522)	(\$17,072)	(\$10,825)	(\$154,677)	\$154,677	\$0
9	Total gas used in operations - Credit		<u>(\$426,247)</u>	<u>(\$532,062)</u>	<u>(\$361,870)</u>	<u>(\$297,903)</u>	<u>(\$155,957)</u>	<u>(\$188,941)</u>	<u>(\$256,407)</u>	<u>(\$265,775)</u>	<u>(\$302,516)</u>	<u>(\$244,668)</u>	<u>(\$402,738)</u>	<u>(\$505,244)</u>	<u>(\$3,940,327)</u>	<u>\$3,940,327</u>	<u>\$0</u>
10	813.0	Other gas supply expenses	(\$0)	\$0	(\$264,360)	\$0	\$0	(\$77,269)	(\$0)	\$0	\$46,169	\$0	\$0	\$79,318	(\$216,142)	\$216,142	\$0
11	Total other gas supply expenses		<u>(\$261,790)</u>	<u>(\$215,719)</u>	<u>(\$452,615)</u>	<u>(\$319,621)</u>	<u>(\$288,015)</u>	<u>(\$314,210)</u>	<u>(\$515,852)</u>	<u>(\$527,971)</u>	<u>(\$713,002)</u>	<u>(\$338,375)</u>	<u>(\$214,625)</u>	<u>(\$446,376)</u>	<u>(\$4,608,170)</u>	<u>\$4,608,170</u>	<u>\$0</u>
12	Total production expenses		<u>(\$261,790)</u>	<u>(\$215,719)</u>	<u>(\$452,615)</u>	<u>(\$319,621)</u>	<u>(\$288,015)</u>	<u>(\$314,210)</u>	<u>(\$515,852)</u>	<u>(\$527,971)</u>	<u>(\$713,002)</u>	<u>(\$338,375)</u>	<u>(\$214,625)</u>	<u>(\$446,376)</u>	<u>(\$4,608,170)</u>	<u>\$4,608,170</u>	<u>\$0</u>
Transmission expenses - Operation																	
13	850.0	Operation supervision and engineering	\$163,822	\$154,386	\$163,080	\$163,664	\$161,529	\$162,279	\$182,054	\$154,693	\$166,200	\$163,642	\$150,938	\$183,024	\$1,969,312	\$0	\$1,969,312
14	851.0	System control and load dispatching	\$23,060	\$20,831	\$20,546	\$20,613	\$23,290	\$21,994	\$23,169	\$21,616	\$23,581	\$26,297	\$21,092	\$25,566	\$271,655	\$0	\$271,655
15	852.0	Communication system expenses	\$0	\$0	\$0	\$0	\$0	\$0	\$0	\$0	\$0	\$0	\$0	\$0	\$0	\$0	\$0
16	853.0	Compressor station labor and expenses	\$169,900	\$211,269	\$201,908	\$177,143	\$219,158	\$212,450	\$255,004	\$169,494	\$304,193	\$256,426	\$155,408	\$218,718	\$2,551,070	\$0	\$2,551,070
17	854.0	Gas for compressor station fuel	\$413,503	\$511,153	\$347,302	\$285,953	\$148,282	\$182,149	\$243,311	\$256,229	\$289,538	\$228,146	\$385,666	\$494,419	\$3,785,651	(\$3,785,651)	\$0
18	855.0	Other fuel and power for compressor stations	\$0	\$0	\$0	\$0	\$0	\$0	\$0	\$0	\$0	\$0	\$0	\$0	\$0	\$0	\$0
19	856.0	Mains expenses	\$66,533	\$78,237	\$69,459	\$64,557	\$111,405	\$70,891	\$106,893	\$84,037	\$83,644	\$111,702	\$91,493	\$88,663	\$1,027,513	(\$141,206)	\$886,308
20	857.0	Measuring and regulating station expenses	\$50,351	\$59,625	\$58,327	\$50,371	\$87,059	\$65,096	\$59,235	\$64,491	\$66,136	\$48,481	\$68,911	\$71,718	\$749,801	\$0	\$749,801
21	858.0	Transmission and compr. of gas by others	\$767,279	\$773,837	\$771,057	\$769,744	\$769,973	\$772,423	\$770,932	\$771,903	\$769,336	\$775,248	\$775,800	\$770,505	\$9,258,036	\$0	\$9,258,036
22	859.0	Other expenses	\$43,617	\$48,023	\$46,019	\$51,415	\$48,933	\$35,700	\$35,670	\$38,383	\$35,115	\$36,029	\$36,419	\$38,569	\$493,891	\$0	\$493,891
23	860.0	Rents	\$57,371	\$57,679	\$60,542	\$60,542	\$67,327	\$60,542	\$65,542	\$60,542	\$60,542	\$62,301	\$62,301	\$100,270	\$773,744	\$0	\$773,744
24	Total operation		<u>\$1,755,434</u>	<u>\$1,915,039</u>	<u>\$1,738,240</u>	<u>\$1,644,002</u>	<u>\$1,636,957</u>	<u>\$1,583,524</u>	<u>\$1,741,811</u>	<u>\$1,621,389</u>	<u>\$1,798,284</u>	<u>\$1,708,271</u>	<u>\$1,746,269</u>	<u>\$1,991,453</u>	<u>\$20,880,674</u>	<u>(\$3,926,856)</u>	<u>\$16,953,817</u>
Maintenance																	
25	861.0	Maintenance supervision and engineering	\$17,218	\$15,207	\$16,306	\$16,817	\$16,858	\$16,205	\$17,347	\$16,216	\$15,613	\$16,121	\$14,375	\$16,789	\$195,072	\$0	\$195,072
26	862.0	Maintenance of structures and improve.	\$0	\$0	\$0	\$0	\$0	\$0	\$0	\$0	\$0	\$0	\$0	\$0	\$0	\$0	\$0
27	863.0	Maintenance of mains	\$30,173	\$28,018	\$42,085	\$43,650	\$30,274	\$43,864	\$38,365	\$26,782	\$25,576	\$40,811	\$176,251	\$2,117,308	\$2,643,156	\$0	\$2,643,156
28	864.0	Maintenance of compressor station equip.	\$49,326	\$46,390	\$54,794	\$47,005	\$48,397	\$46,222	\$50,582	\$48,178	\$82,753	\$46,316	\$14,355	\$56,330	\$590,648	\$0	\$590,648
29	865.0	Maintenance of meas./regul. station equip.	\$7,036	\$7,269	\$6,934	\$6,677	\$6,685	\$6,634	\$7,860	\$8,967	\$8,148	\$6,735	\$7,042	\$85,929	\$50	\$85,929	
30	866.0	Maintenance of communication equipment	\$0	\$0	\$0	\$0	\$0	\$0	\$0	\$0	\$0	\$0	\$0	\$0	\$0	\$0	\$0
31	867.0	Maintenance of other equipment	\$732	\$1,102	\$1,669	\$1,996	\$2,305	\$790	\$756	\$1,752	\$703	\$729	\$1,614	\$1,270	\$15,419	\$0	\$15,419
32	Total maintenance		<u>\$104,485</u>	<u>\$97,985</u>	<u>\$121,788</u>	<u>\$116,144</u>	<u>\$104,519</u>	<u>\$113,715</u>	<u>\$114,909</u>	<u>\$101,895</u>	<u>\$132,794</u>	<u>\$110,711</u>	<u>\$212,538</u>	<u>\$2,198,740</u>	<u>\$3,530,223</u>	<u>\$0</u>	<u>\$3,530,223</u>
33	Total transmission expense		<u>\$1,859,919</u>	<u>\$2,013,024</u>	<u>\$1,860,028</u>	<u>\$1,760,146</u>	<u>\$1,741,476</u>	<u>\$1,697,239</u>	<u>\$1,856,720</u>	<u>\$1,723,284</u>	<u>\$1,931,079</u>	<u>\$1,818,983</u>	<u>\$1,958,807</u>	<u>\$4,190,193</u>	<u>\$24,410,897</u>	<u>(\$3,926,856)</u>	<u>\$20,484,041</u>
Customer accounts expenses																	
34	904.0	Uncollectible accounts	\$0	\$0	\$0	\$0	\$0	\$0	\$0	\$0	\$0	\$0	\$0	\$0	\$0	\$0	\$0
35	Total customer accounts expenses		<u>\$0</u>	<u>\$0</u>	<u>\$0</u>	<u>\$0</u>	<u>\$0</u>	<u>\$0</u>	<u>\$0</u>	<u>\$0</u>	<u>\$0</u>	<u>\$0</u>	<u>\$0</u>	<u>\$0</u>	<u>\$0</u>	<u>\$0</u>	<u>\$0</u>
Administrative and general expenses - Operation																	
36	920.0	Administrative and general salaries	\$199,482	\$178,257	\$188,737	\$193,087	\$197,845	\$186,365	\$199,808	\$185,071	\$189,748	\$199,113	\$176,402	\$205,125	\$2,299,038	\$0	\$2,299,038
37	921.0	Office supplies and expenses	\$11,678	\$13,998	(\$2,603)	\$1,175	\$699	\$8,591	\$4,435	\$7,204	\$1,928	\$1,380	\$8,487	\$2,641	\$59,613	\$0	\$59,613
38	923.0	Outside services employed	\$17,741	\$25,809	\$20,132	\$24,779	\$23,095	\$21,400	\$25,751	\$22,814	\$21,049	\$24,572	\$24,512	\$26,863	\$278,472	\$0	\$278,472
39	924.0	Property insurance	\$10,005	\$10,005	\$10,005	\$10,005	\$9,532	\$9,532	\$9,532	\$9,532	\$9,532	\$10,208	\$10,208	\$9,582	\$117,681	\$0	\$117,681
40	925.0	Injuries and damages	\$18,556	\$18,556	\$18,556	\$18,556	\$18,556	\$18,556	\$17,613	\$18,556	\$19,027	\$19,027	\$19,848	\$224,435	\$0	\$224,435	
41	926.0	Employee pensions and benefits	\$117,769	\$103,707	\$112,053	\$112,299	\$114,205	\$114,158	\$116,888	\$117,218	\$117,802	\$118,634	\$119,447	\$141,657	\$1,405,838	\$0	\$1,405,838
42	928.0	Regulatory commission expenses	\$81,875	\$81,875	\$81,875	\$81,875	\$82,226	\$81,524	\$81,875	\$81,875	\$81,875	\$81,875	\$94,555	\$94,555	\$1,020,539	(\$1,020,539)	\$0
43	930.2	Miscellaneous general expenses	\$28,052	\$29,957	\$25,166	\$32,461	\$28,816	\$24,427	\$25,380	\$34,754	\$11,501	\$34,949	\$26,925	(\$19,454)	\$282,935	\$0	\$282,935
44	931.0	Rents	\$16,421	\$17,322	\$16,351	\$16,055	\$16,305	\$16,501	\$17,865	\$16,670	\$16,349	\$17,313	\$16,736	\$16,197	\$200,086	\$0	\$200,086
45	Total operation		<u>\$501,579</u>	<u>\$479,487</u>	<u>\$470,272</u>	<u>\$490,292</u>	<u>\$491,279</u>	<u>\$481,054</u>	<u>\$499,147</u>	<u>\$493,695</u>	<u>\$468,810</u>	<u>\$519,708</u>	<u>\$496,300</u>	<u>\$497,014</u>	<u>\$5,888,637</u>	<u>(\$1,020,539)</u>	<u>\$4,868,098</u>
46	Total administrative and general expenses		<u>\$501,579</u>	<u>\$479,487</u>	<u>\$470,272</u>	<u>\$490,292</u>	<u>\$491,279</u>	<u>\$481,054</u>	<u>\$499,147</u>	<u>\$493,695</u>	<u>\$468,810</u>	<u>\$519,708</u>	<u>\$496,300</u>	<u>\$497,014</u>	<u>\$5,888,637</u>	<u>(\$1,020,539)</u>	<u>\$4,868,098</u>
47	Total operation and maintenance expenses		<u>\$2,099,708</u>	<u>\$2,276,792</u>	<u>\$1,877,686</u>	<u>\$1,930,817</u>	<u>\$1,944,741</u>	<u>\$1,864,083</u>	<u>\$1,840,015</u>	<u>\$1,689,009</u>	<u>\$1,686,887</u>	<u>\$2,000,316</u>	<u>\$2,240,482</u>	<u>\$4,240,830</u>	<u>\$25,691,364</u>	<u>(\$339,225)</u>	<u>\$25,352,139</u>

Wyoming Interstate Company, L.L.C.
Cost and Revenue Study
Pursuant to S&A in Docket No. RP22-823-000
Operation and Maintenance Expenses
Adjustment Summary
For the Twelve Months Ending December 31, 2025

Docket No. RP22-823-00_
Statement H-1
Page 2 of 2

Line No.	Adjustment No.	Description	Total
	(a)	(b)	(c)
1	1	Purchased Gas Cost Elimination:	
2		FERC A/C No. 803	(\$1,904,108)
3			Total <u>(\$1,904,108)</u>
4	2	Gas Used, Exchange, Other Elimination:	
5		FERC A/C No. 806	\$2,241,764
6		FERC A/C No. 808.1	(\$873,151)
7		FERC A/C No. 808.2	\$987,195
8		FERC A/C No. 810	\$3,785,651
9		FERC A/C No. 812	\$154,677
10		FERC A/C No. 813	\$216,142
11		FERC A/C No. 853	\$0
12		FERC A/C No. 854	(\$3,785,651)
13		FERC A/C No. 856	(\$141,206)
14		FERC A/C No. 859	\$0
15			Total <u>\$2,585,421</u>
16	3	ACA Expense Elimination - FERC A/C No. 928	(\$1,020,539)
17			Total <u><u>(\$339,225)</u></u>

Line No.	FERC A/C No.	Particulars	Base Period												Adjustments	Total as Adjusted	
			Jan-25	Feb-25	Mar-25	Apr-25	May-25	Jun-25	Jul-25	Aug-25	Sep-25	Oct-25	Nov-25	Dec-25			Total
	(a)	(b)	(c)	(d)	(e)	(f)	(g)	(h)	(i)	(j)	(k)	(l)	(m)	(n)	(o)	(p)	(q)
1	806.0	Exchange gas	\$237,045	\$775,339	(\$375,120)	\$74,556	(\$221,597)	(\$51,017)	(\$150,975)	(\$1,085,438)	(\$1,227,123)	(\$193,601)	\$71,128	(\$94,961)	(\$2,241,764)	\$2,241,764	\$0
		Storage gas															
2	808.1	Gas withdrawn from storage - Debit	\$0	\$0	\$548,736	\$0	\$89,539	\$3,017	\$0	\$104,583	\$11,248	\$0	\$62,783	\$53,245	\$873,151	(\$873,151)	\$0
3	808.2	Gas delivered to storage - Credit	(\$72,588)	(\$458,996)	\$0	(\$96,275)	\$0	\$0	(\$767,890)	(\$100,195)	\$581,408	\$42,894	(\$1,820)	(\$113,734)	(\$987,195)	\$987,195	\$0
4		Total storage gas	(\$72,588)	(\$458,996)	\$548,736	(\$96,275)	\$89,539	\$3,017	(\$767,890)	\$4,388	\$592,656	\$42,894	\$60,963	(\$60,490)	(\$114,044)	\$114,044	\$0
5	813.0	Other gas supply expenses	(\$0)	\$0	(\$264,360)	\$0	\$0	(\$77,269)	(\$0)	\$0	\$46,169	\$0	\$0	\$79,318	(\$216,142)	\$216,142	\$0
6		Total other gas supply expenses	\$164,457	\$316,343	(\$90,744)	(\$21,718)	(\$132,058)	(\$125,269)	(\$918,866)	(\$1,081,050)	(\$588,298)	(\$150,707)	\$132,091	(\$76,133)	(\$2,571,951)	\$2,571,951	\$0
7		Total production expenses	\$164,457	\$316,343	(\$90,744)	(\$21,718)	(\$132,058)	(\$125,269)	(\$918,866)	(\$1,081,050)	(\$588,298)	(\$150,707)	\$132,091	(\$76,133)	(\$2,571,951)	\$2,571,951	\$0
		Transmission expenses - Operation															
8	850.0	Operation supervision and engineering	\$163,822	\$154,386	\$163,080	\$163,664	\$161,529	\$162,279	\$182,054	\$154,693	\$166,200	\$163,642	\$150,938	\$183,024	\$1,969,312	\$0	\$1,969,312
9	851.0	System control and load dispatching	\$23,060	\$20,831	\$20,546	\$20,613	\$23,290	\$21,994	\$23,169	\$21,616	\$23,581	\$26,297	\$21,092	\$25,566	\$271,655	\$0	\$271,655
10	852.0	Communication system expenses	\$0	\$0	\$0	\$0	\$0	\$0	\$0	\$0	\$0	\$0	\$0	\$0	\$0	\$0	\$0
11	853.0	Compressor station labor and expenses	\$169,900	\$211,269	\$201,908	\$177,143	\$219,158	\$212,450	\$255,004	\$169,494	\$304,193	\$256,426	\$155,408	\$218,718	\$2,551,070	\$0	\$2,551,070
12	855.0	Other fuel and power for compressor stations	\$0	\$0	\$0	\$0	\$0	\$0	\$0	\$0	\$0	\$0	\$0	\$0	\$0	\$0	\$0
13	856.0	Mains expenses	\$66,533	\$78,237	\$69,459	\$64,557	\$111,405	\$70,891	\$106,893	\$84,037	\$83,644	\$111,702	\$91,493	\$88,663	\$1,027,513	(\$141,206)	\$886,308
14	857.0	Measuring and regulating station expenses	\$50,351	\$59,625	\$58,327	\$50,371	\$87,059	\$65,096	\$59,235	\$64,491	\$66,136	\$48,481	\$68,911	\$71,718	\$749,801	\$0	\$749,801
15	858.0	Transmission and compre. of gas by others	\$767,279	\$773,837	\$771,057	\$769,744	\$769,973	\$772,423	\$770,932	\$771,903	\$769,336	\$775,248	\$775,800	\$770,505	\$9,258,036	\$0	\$9,258,036
16	859.0	Other expenses	\$43,617	\$48,023	\$46,019	\$51,415	\$48,933	\$35,700	\$35,670	\$38,383	\$35,115	\$36,029	\$36,419	\$38,569	\$493,891	\$0	\$493,891
17	860.0	Rents	\$57,371	\$57,679	\$60,542	\$60,542	\$67,327	\$60,542	\$65,542	\$60,542	\$60,542	\$62,301	\$60,542	\$100,270	\$773,744	\$0	\$773,744
18		Total operation	\$1,341,931	\$1,403,886	\$1,390,938	\$1,358,049	\$1,488,675	\$1,401,376	\$1,498,500	\$1,365,160	\$1,508,746	\$1,480,125	\$1,360,603	\$1,497,034	\$17,095,023	(\$141,206)	\$16,953,817
		Maintenance															
19	861.0	Maintenance supervision and engineering	\$17,218	\$15,207	\$16,306	\$16,817	\$16,858	\$16,205	\$17,347	\$16,216	\$15,613	\$16,121	\$14,375	\$16,789	\$195,072	\$0	\$195,072
20	862.0	Maintenance of structures and improve.	\$0	\$0	\$0	\$0	\$0	\$0	\$0	\$0	\$0	\$0	\$0	\$0	\$0	\$0	\$0
21	863.0	Maintenance of mains	\$30,173	\$28,018	\$42,085	\$43,650	\$30,274	\$43,864	\$38,365	\$26,782	\$25,576	\$40,811	\$176,251	\$2,117,308	\$2,643,156	\$0	\$2,643,156
22	864.0	Maintenance of compressor station equip.	\$49,326	\$46,390	\$54,794	\$47,005	\$48,397	\$46,222	\$50,582	\$48,178	\$82,753	\$46,316	\$14,355	\$56,330	\$590,648	\$0	\$590,648
23	865.0	Maintenance of meas./regul. station equip.	\$7,036	\$7,269	\$6,934	\$6,677	\$6,685	\$6,634	\$7,860	\$8,967	\$8,148	\$6,735	\$5,943	\$7,042	\$85,929	\$0	\$85,929
24	866.0	Maintenance of communication equipment	\$0	\$0	\$0	\$0	\$0	\$0	\$0	\$0	\$0	\$0	\$0	\$0	\$0	\$0	\$0
25	867.0	Maintenance of other equipment	\$732	\$1,102	\$1,669	\$1,996	\$2,305	\$790	\$756	\$1,752	\$703	\$729	\$1,614	\$1,270	\$15,419	\$0	\$15,419
26		Total maintenance	\$104,485	\$97,985	\$121,788	\$116,144	\$104,519	\$113,715	\$114,909	\$101,895	\$132,794	\$110,711	\$212,538	\$2,198,740	\$3,530,223	\$0	\$3,530,223
27		Total transmission expense	\$1,446,416	\$1,501,871	\$1,512,726	\$1,474,193	\$1,593,194	\$1,515,090	\$1,613,409	\$1,467,055	\$1,641,541	\$1,590,837	\$1,573,141	\$3,695,774	\$20,625,247	(\$141,206)	\$20,484,041
		Customer accounts expenses															
28	904.0	Uncollectible accounts	\$0	\$0	\$0	\$0	\$0	\$0	\$0	\$0	\$0	\$0	\$0	\$0	\$0	\$0	\$0
		Administrative and general expenses - Operation															
29	920.0	Administrative and general salaries	\$199,482	\$178,257	\$188,737	\$193,087	\$197,845	\$186,365	\$199,808	\$185,071	\$189,748	\$199,113	\$176,402	\$205,125	\$2,299,038	\$0	\$2,299,038
30	921.0	Office supplies and expenses	\$11,678	\$13,998	(\$2,603)	\$1,175	\$699	\$8,591	\$4,435	\$7,204	\$1,928	\$1,380	\$8,487	\$2,641	\$59,613	\$0	\$59,613
31	922.0	Administrative expenses transferred - Credit	\$0	\$0	\$0	\$0	\$0	\$0	\$0	\$0	\$0	\$0	\$0	\$0	\$0	\$0	\$0
32	923.0	Outside services employed	\$17,741	\$25,809	\$20,132	\$24,779	\$23,095	\$21,400	\$25,751	\$22,814	\$21,049	\$24,527	\$24,512	\$26,863	\$278,472	\$0	\$278,472
33	924.0	Property insurance	\$10,005	\$10,005	\$10,005	\$10,005	\$9,532	\$9,532	\$9,532	\$9,532	\$9,532	\$10,208	\$10,208	\$9,582	\$117,681	\$0	\$117,681
34	925.0	Injuries and damages	\$18,556	\$18,556	\$18,556	\$18,556	\$18,556	\$18,556	\$17,613	\$18,556	\$19,027	\$19,027	\$19,027	\$19,848	\$224,435	\$0	\$224,435
35	926.0	Employee pensions and benefits	\$117,769	\$103,707	\$112,053	\$112,299	\$114,205	\$114,158	\$116,888	\$117,218	\$117,802	\$118,634	\$119,447	\$141,657	\$1,405,838	\$0	\$1,405,838
36	927.0	Franchise requirements	\$0	\$0	\$0	\$0	\$0	\$0	\$0	\$0	\$0	\$0	\$0	\$0	\$0	\$0	\$0
37	928.0	Regulatory commission expenses	\$81,875	\$81,875	\$81,875	\$81,875	\$82,226	\$81,524	\$81,875	\$81,875	\$81,875	\$94,556	\$94,555	\$94,555	\$1,020,539	(\$1,020,539)	\$0
38	929.0	Duplicate charges - Credit	\$0	\$0	\$0	\$0	\$0	\$0	\$0	\$0	\$0	\$0	\$0	\$0	\$0	\$0	\$0
39	930.2	Miscellaneous general expenses	\$28,052	\$29,957	\$25,166	\$32,461	\$28,816	\$24,427	\$25,380	\$34,754	\$11,501	\$34,949	\$26,925	(\$19,454)	\$282,935	\$0	\$282,935
40	931.0	Rents	\$16,421	\$17,322	\$16,351	\$16,055	\$16,305	\$16,501	\$17,865	\$16,670	\$16,349	\$17,313	\$16,736	\$16,197	\$200,086	\$0	\$200,086
41		Total operation	\$501,579	\$479,487	\$470,272	\$490,292	\$491,279	\$481,054	\$499,147	\$493,695	\$468,810	\$519,708	\$496,300	\$497,014	\$5,888,637	(\$1,020,539)	\$4,868,098
42		Total administrative and general expenses	\$501,579	\$479,487	\$470,272	\$490,292	\$491,279	\$481,054	\$499,147	\$493,695	\$468,810	\$519,708	\$496,300	\$497,014	\$5,888,637	(\$1,020,539)	\$4,868,098
43		Total operation and maintenance expenses	\$2,112,452	\$2,297,700	\$1,892,254	\$1,942,767	\$1,952,416	\$1,870,875	\$1,193,691	\$879,700	\$1,522,053	\$1,959,838	\$2,201,532	\$4,116,655	\$23,941,933	\$1,410,206	\$25,352,139

Line No.	FERC A/C No.	Particulars	Jan-25	Feb-25	Mar-25	Apr-25	May-25	Jun-25	Jul-25	Aug-25	Sep-25	Oct-25	Nov-25	Dec-25	Base Period Total	Adjustments	Total as Adjusted
	(a)	(b)	(c)	(d)	(e)	(f)	(g)	(h)	(i)	(j)	(k)	(l)	(m)	(n)	(o)	(p)	(q)
Transmission expenses - Operation																	
1	850.0	Operation supervision and engineering	\$151,804	\$132,818	\$145,526	\$147,454	\$146,643	\$144,942	\$154,308	\$143,092	\$149,318	\$151,693	\$131,738	\$151,901	\$1,751,239	\$0	\$1,751,239
2	851.0	System control and load dispatching	\$23,060	\$20,831	\$20,546	\$20,613	\$23,290	\$21,994	\$23,169	\$21,616	\$23,581	\$26,297	\$21,092	\$25,566	\$271,655	\$0	\$271,655
3	852.0	Communication system expenses	\$0	\$0	\$0	\$0	\$0	\$0	\$0	\$0	\$0	\$0	\$0	\$0	\$0	\$0	\$0
4	853.0	Compressor station labor and expenses	\$88,988	\$78,545	\$78,791	\$87,363	\$95,153	\$83,793	\$79,675	\$83,946	\$88,221	\$90,978	\$81,370	\$94,122	\$1,030,945	\$0	\$1,030,945
5	855.0	Other fuel and power for compressor stations	\$0	\$0	\$0	\$0	\$0	\$0	\$0	\$0	\$0	\$0	\$0	\$0	\$0	\$0	\$0
6	856.0	Mains expenses	\$43,377	\$38,312	\$41,724	\$41,954	\$45,667	\$51,301	\$62,535	\$50,375	\$50,229	\$56,548	\$49,030	\$57,050	\$588,101	\$0	\$588,101
7	857.0	Measuring and regulating station expenses	\$35,388	\$32,357	\$34,985	\$32,661	\$33,492	\$33,620	\$36,087	\$34,770	\$35,625	\$35,114	\$30,453	\$37,637	\$412,189	\$0	\$412,189
8	858.0	Transmission and compre. of gas by others	\$0	\$0	\$0	\$0	\$0	\$0	\$0	\$0	\$0	\$0	\$0	\$0	\$0	\$0	\$0
9	859.0	Other expenses	\$0	\$0	\$0	\$0	\$0	\$0	\$0	\$0	\$0	\$0	\$0	\$0	\$0	\$0	\$0
10	860.0	Rents	\$0	\$0	\$0	\$0	\$0	\$0	\$0	\$0	\$0	\$0	\$0	\$0	\$0	\$0	\$0
11		Total operation	\$342,617	\$302,864	\$321,571	\$330,045	\$344,246	\$335,651	\$355,774	\$333,799	\$346,974	\$360,629	\$313,684	\$366,277	\$4,054,130	\$0	\$4,054,130
Maintenance																	
12	861.0	Maintenance supervision and engineering	\$17,217	\$15,004	\$16,271	\$16,807	\$16,848	\$16,119	\$17,257	\$16,139	\$15,550	\$16,090	\$14,321	\$16,704	\$194,326	\$0	\$194,326
13	862.0	Maintenance of structures and improve.	\$0	\$0	\$0	\$0	\$0	\$0	\$0	\$0	\$0	\$0	\$0	\$0	\$0	\$0	\$0
14	863.0	Maintenance of mains	\$25,420	\$20,860	\$26,287	\$27,890	\$25,630	\$20,944	\$25,690	\$25,859	\$18,439	\$24,893	\$19,183	\$26,932	\$288,027	\$0	\$288,027
15	864.0	Maintenance of compressor station equip.	\$43,845	\$38,417	\$41,502	\$41,410	\$43,763	\$40,627	\$45,303	\$44,236	\$42,238	\$40,767	\$44,181	\$49,587	\$515,877	\$0	\$515,877
16	865.0	Maintenance of meas./regul. station equip.	\$7,036	\$6,389	\$6,934	\$6,677	\$6,685	\$6,634	\$7,123	\$6,813	\$6,806	\$6,735	\$5,943	\$7,042	\$80,817	\$0	\$80,817
17	866.0	Maintenance of communication equipment	\$0	\$0	\$0	\$0	\$0	\$0	\$0	\$0	\$0	\$0	\$0	\$0	\$0	\$0	\$0
18	867.0	Maintenance of other equipment	\$0	\$0	\$0	\$0	\$0	\$0	\$0	\$0	\$0	\$0	\$0	\$0	\$0	\$0	\$0
19		Total maintenance	\$93,518	\$80,670	\$90,993	\$92,783	\$92,926	\$84,324	\$95,373	\$93,047	\$83,033	\$88,486	\$83,628	\$100,265	\$1,079,047	\$0	\$1,079,047
20		Total transmission expense	\$436,135	\$383,534	\$412,565	\$422,828	\$437,172	\$419,975	\$451,147	\$426,846	\$430,007	\$449,115	\$397,311	\$466,542	\$5,133,177	\$0	\$5,133,177
Administrative and general expenses - Operation																	
21	920.0	Administrative and general salaries	\$199,482	\$178,257	\$188,737	\$193,087	\$197,845	\$186,365	\$199,808	\$185,071	\$189,748	\$199,113	\$176,402	\$205,125	\$2,299,038	\$0	\$2,299,038
22	921.0	Office supplies and expenses	\$0	\$0	\$0	\$0	\$0	\$0	\$0	\$0	\$0	\$0	\$0	\$0	\$0	\$0	\$0
23	922.0	Administrative expenses transferred - Credit	\$0	\$0	\$0	\$0	\$0	\$0	\$0	\$0	\$0	\$0	\$0	\$0	\$0	\$0	\$0
24	923.0	Outside services employed	\$0	\$0	\$0	\$0	\$0	\$0	\$0	\$0	\$0	\$0	\$0	\$0	\$0	\$0	\$0
25	924.0	Property insurance	\$0	\$0	\$0	\$0	\$0	\$0	\$0	\$0	\$0	\$0	\$0	\$0	\$0	\$0	\$0
26	925.0	Injuries and damages	\$0	\$0	\$0	\$0	\$0	\$0	\$0	\$0	\$0	\$0	\$0	\$0	\$0	\$0	\$0
27	926.0	Employee pensions and benefits	\$0	\$0	\$0	\$0	\$0	\$0	\$0	\$0	\$0	\$0	\$0	\$0	\$0	\$0	\$0
28	927.0	Franchise requirements	\$0	\$0	\$0	\$0	\$0	\$0	\$0	\$0	\$0	\$0	\$0	\$0	\$0	\$0	\$0
29	928.0	Regulatory commission expenses	\$0	\$0	\$0	\$0	\$0	\$0	\$0	\$0	\$0	\$0	\$0	\$0	\$0	\$0	\$0
30	929.0	Duplicate charges - Credit	\$0	\$0	\$0	\$0	\$0	\$0	\$0	\$0	\$0	\$0	\$0	\$0	\$0	\$0	\$0
31	930.2	Miscellaneous general expenses	\$0	\$0	\$0	\$0	\$0	\$0	\$0	\$0	\$0	\$0	\$0	\$0	\$0	\$0	\$0
32	931.0	Rents	\$0	\$0	\$0	\$0	\$0	\$0	\$0	\$0	\$0	\$0	\$0	\$0	\$0	\$0	\$0
33		Total operation	\$199,482	\$178,257	\$188,737	\$193,087	\$197,845	\$186,365	\$199,808	\$185,071	\$189,748	\$199,113	\$176,402	\$205,125	\$2,299,038	\$0	\$2,299,038
34		Total administrative and general expenses	\$199,482	\$178,257	\$188,737	\$193,087	\$197,845	\$186,365	\$199,808	\$185,071	\$189,748	\$199,113	\$176,402	\$205,125	\$2,299,038	\$0	\$2,299,038
35		Total operation and maintenance expenses	\$635,617	\$561,791	\$601,301	\$615,915	\$635,017	\$606,341	\$650,954	\$611,917	\$619,755	\$648,228	\$573,713	\$671,667	\$7,432,215	\$0	\$7,432,215

Line No.	FERC A/C No.	Particulars	Jan-25	Feb-25	Mar-25	Apr-25	May-25	Jun-25	Jul-25	Aug-25	Sep-25	Oct-25	Nov-25	Dec-25	Base Period Total	Adjustments	Total as Adjusted
	(a)	(b)	(c)	(d)	(e)	(f)	(g)	(h)	(i)	(j)	(k)	(l)	(m)	(n)	(o)	(p)	(q)
Other gas supply expenses - Exchange gas																	
1	806.0	Exchange gas	\$237,045	\$775,339	(\$375,120)	\$74,556	(\$221,597)	(\$51,017)	(\$150,975)	(\$1,085,438)	(\$1,227,123)	(\$193,601)	\$71,128	(\$94,961)	(\$2,241,764)	\$2,241,764	\$0
Storage gas																	
2	808.1	Gas withdrawn from storage - Debit	\$0	\$0	\$548,736	\$0	\$89,539	\$3,017	\$0	\$104,583	\$11,248	\$0	\$62,783	\$53,245	\$873,151	(\$873,151)	\$0
3	808.2	Gas delivered to storage - Credit	(\$72,588)	(\$458,996)	\$0	(\$96,275)	\$0	\$0	(\$767,890)	(\$100,195)	\$581,408	\$42,894	(\$1,820)	(\$113,734)	(\$987,195)	\$987,195	\$0
4		Total storage gas	(\$72,588)	(\$458,996)	\$548,736	(\$96,275)	\$89,539	\$3,017	(\$767,890)	\$4,388	\$592,656	\$42,894	\$60,963	(\$60,490)	(\$114,044)	\$114,044	\$0
5	813.0	Other gas supply expenses	(\$0)	\$0	(\$264,360)	\$0	\$0	(\$77,269)	(\$0)	\$0	\$46,169	\$0	\$0	\$79,318	(\$216,142)	\$216,142	\$0
6		Total other gas supply expenses	\$164,457	\$316,343	(\$90,744)	(\$21,718)	(\$132,058)	(\$125,269)	(\$918,866)	(\$1,081,050)	(\$588,298)	(\$150,707)	\$132,091	(\$76,133)	(\$2,571,951)	\$2,571,951	\$0
7		Total production expenses	\$164,457	\$316,343	(\$90,744)	(\$21,718)	(\$132,058)	(\$125,269)	(\$918,866)	(\$1,081,050)	(\$588,298)	(\$150,707)	\$132,091	(\$76,133)	(\$2,571,951)	\$2,571,951	\$0
Transmission expenses - Operation																	
8	850.0	Operation supervision and engineering	\$12,018	\$21,568	\$17,553	\$16,210	\$14,887	\$17,337	\$27,746	\$11,601	\$16,883	\$11,949	\$19,200	\$31,123	\$218,073	\$0	\$218,073
9	851.0	System control and load dispatching	\$0	\$0	\$0	\$0	\$0	\$0	\$0	\$0	\$0	\$0	\$0	\$0	\$0	\$0	\$0
10	852.0	Communication system expenses	\$0	\$0	\$0	\$0	\$0	\$0	\$0	\$0	\$0	\$0	\$0	\$0	\$0	\$0	\$0
11	853.0	Compressor station labor and expenses	\$80,912	\$132,723	\$123,117	\$89,780	\$124,005	\$128,656	\$175,330	\$85,549	\$215,972	\$165,448	\$74,038	\$124,595	\$1,520,125	\$0	\$1,520,125
12	855.0	Other fuel and power for compressor stations	\$0	\$0	\$0	\$0	\$0	\$0	\$0	\$0	\$0	\$0	\$0	\$0	\$0	\$0	\$0
13	856.0	Mains expenses	\$23,156	\$39,924	\$27,735	\$22,603	\$65,738	\$19,590	\$44,358	\$33,662	\$33,415	\$55,154	\$42,463	\$31,613	\$439,412	(\$141,206)	\$298,206
14	857.0	Measuring and regulating station expenses	\$14,962	\$27,268	\$23,342	\$17,710	\$53,566	\$31,476	\$23,148	\$29,721	\$30,510	\$13,368	\$38,458	\$34,081	\$337,612	\$0	\$337,612
15	858.0	Transmission and compr. of gas by others	\$767,279	\$773,837	\$771,057	\$769,744	\$769,973	\$772,423	\$770,932	\$771,903	\$769,336	\$775,248	\$775,800	\$770,505	\$9,258,036	\$0	\$9,258,036
16	859.0	Other expenses	\$43,617	\$48,023	\$46,019	\$51,415	\$48,933	\$35,700	\$35,670	\$38,383	\$35,115	\$36,029	\$36,419	\$38,569	\$493,891	\$0	\$493,891
17	860.0	Rents	\$57,371	\$57,679	\$60,542	\$60,542	\$67,327	\$60,542	\$65,542	\$60,542	\$60,542	\$62,301	\$60,542	\$100,270	\$773,744	\$0	\$773,744
18		Total operation	\$999,314	\$1,101,022	\$1,069,367	\$1,028,004	\$1,144,429	\$1,065,725	\$1,142,726	\$1,031,361	\$1,161,772	\$1,119,496	\$1,046,920	\$1,130,757	\$13,040,893	(\$141,206)	\$12,899,688
Maintenance																	
19	861.0	Maintenance supervision and engineering	\$2	\$203	\$35	\$10	\$10	\$86	\$90	\$76	\$63	\$31	\$54	\$85	\$746	\$0	\$746
20	862.0	Maintenance of structures and improve.	\$0	\$0	\$0	\$0	\$0	\$0	\$0	\$0	\$0	\$0	\$0	\$0	\$0	\$0	\$0
21	863.0	Maintenance of mains	\$4,752	\$7,158	\$15,798	\$15,760	\$4,645	\$22,920	\$12,675	\$923	\$7,137	\$15,917	\$157,068	\$2,090,376	\$2,355,129	\$0	\$2,355,129
22	864.0	Maintenance of compressor station equip.	\$5,480	\$7,972	\$13,292	\$5,595	\$4,634	\$5,595	\$5,279	\$3,942	\$40,515	\$5,548	(\$29,826)	\$6,743	\$74,771	\$0	\$74,771
23	865.0	Maintenance of meas./regul. station equip.	\$0	\$880	\$0	\$0	\$0	\$0	\$736	\$2,154	\$1,342	\$0	\$0	\$0	\$5,112	\$0	\$5,112
24	866.0	Maintenance of communication equipment	\$0	\$0	\$0	\$0	\$0	\$0	\$0	\$0	\$0	\$0	\$0	\$0	\$0	\$0	\$0
25	867.0	Maintenance of other equipment	\$732	\$1,102	\$1,669	\$1,996	\$2,305	\$790	\$756	\$1,752	\$703	\$729	\$1,614	\$1,270	\$15,419	\$0	\$15,419
26		Total maintenance	\$10,967	\$17,315	\$30,795	\$23,362	\$11,593	\$29,390	\$19,536	\$8,847	\$49,761	\$22,225	\$128,910	\$2,098,475	\$2,451,176	\$0	\$2,451,176
27		Total transmission expense	\$1,010,281	\$1,118,337	\$1,100,161	\$1,051,366	\$1,156,022	\$1,095,115	\$1,162,263	\$1,040,209	\$1,211,533	\$1,141,722	\$1,175,830	\$3,229,232	\$15,492,070	(\$141,206)	\$15,350,864
Customer accounts expenses																	
28	904.0	Uncollectible accounts	\$0	\$0	\$0	\$0	\$0	\$0	\$0	\$0	\$0	\$0	\$0	\$0	\$0	\$0	\$0
29		Total customer accounts expenses	\$0	\$0	\$0	\$0	\$0	\$0	\$0	\$0	\$0	\$0	\$0	\$0	\$0	\$0	\$0
Administrative and general expenses - Operation																	
30	920.0	Administrative and general salaries	\$0	\$0	\$0	\$0	\$0	\$0	\$0	\$0	\$0	\$0	\$0	\$0	\$0	\$0	\$0
31	921.0	Office supplies and expenses	\$11,678	\$13,998	(\$2,603)	\$1,175	\$699	\$8,591	\$4,435	\$7,204	\$1,928	\$1,380	\$8,487	\$2,641	\$59,613	\$0	\$59,613
32	922.0	Administrative expenses transferred - Credit	\$0	\$0	\$0	\$0	\$0	\$0	\$0	\$0	\$0	\$0	\$0	\$0	\$0	\$0	\$0
33	923.0	Outside services employed	\$17,741	\$25,809	\$20,132	\$24,779	\$23,095	\$21,400	\$25,751	\$22,814	\$21,049	\$24,527	\$24,512	\$26,863	\$278,472	\$0	\$278,472
34	924.0	Property insurance	\$10,005	\$10,005	\$10,005	\$10,005	\$9,532	\$9,532	\$9,532	\$9,532	\$9,532	\$10,208	\$10,208	\$9,582	\$117,681	\$0	\$117,681
35	925.0	Injuries and damages	\$18,556	\$18,556	\$18,556	\$18,556	\$18,556	\$18,556	\$17,613	\$18,556	\$19,027	\$19,027	\$19,027	\$19,848	\$224,435	\$0	\$224,435
36	926.0	Employee pensions and benefits	\$117,769	\$103,707	\$112,053	\$112,299	\$114,205	\$114,158	\$116,888	\$117,218	\$117,802	\$118,634	\$119,447	\$141,657	\$1,405,838	\$0	\$1,405,838
37	927.0	Franchise requirements	\$0	\$0	\$0	\$0	\$0	\$0	\$0	\$0	\$0	\$0	\$0	\$0	\$0	\$0	\$0
38	928.0	Regulatory commission expenses	\$81,875	\$81,875	\$81,875	\$81,875	\$82,226	\$81,524	\$81,875	\$81,875	\$81,875	\$94,556	\$94,555	\$94,555	\$1,020,539	(\$1,020,539)	\$0
39	929.0	Duplicate charges - Credit	\$0	\$0	\$0	\$0	\$0	\$0	\$0	\$0	\$0	\$0	\$0	\$0	\$0	\$0	\$0
40	930.2	Miscellaneous general expenses	\$28,052	\$29,957	\$25,166	\$32,461	\$28,816	\$24,427	\$25,380	\$34,754	\$11,501	\$34,949	\$26,925	(\$19,454)	\$282,935	\$0	\$282,935
41	931.0	Rents	\$16,421	\$17,322	\$16,351	\$16,055	\$16,305	\$16,501	\$17,865	\$16,670	\$16,349	\$17,313	\$16,736	\$16,197	\$200,086	\$0	\$200,086
42		Total operation	\$302,097	\$301,230	\$281,536	\$297,205	\$293,434	\$294,688	\$299,339	\$308,624	\$279,062	\$320,596	\$319,898	\$291,889	\$3,589,599	(\$1,020,539)	\$2,569,060
43		Total administrative and general expenses	\$302,097	\$301,230	\$281,536	\$297,205	\$293,434	\$294,688	\$299,339	\$308,624	\$279,062	\$320,596	\$319,898	\$291,889	\$3,589,599	(\$1,020,539)	\$2,569,060
44		Total operation and maintenance expenses	\$1,476,835	\$1,735,909	\$1,290,953	\$1,326,852	\$1,317,399	\$1,264,535	\$1,427,736	\$1,267,783	\$902,298	\$1,311,610	\$1,627,819	\$3,444,988	\$16,509,718	\$1,410,206	\$17,919,924

Wyoming Interstate Company, L.L.C.
 Cost and Revenue Study
 Pursuant to S&A in Docket No. RP22-823-000
 Fuel Used and Gas Losses (All Accounts)
 For the Twelve Months Ending December 31, 2025

Docket No. RP22-823-00_
 Schedule H-1(2)(a)
 Page 1 of 1

Line No.	FERC Account		Base Period												Total Adjustments	Total as Adjusted	
	No.	Particulars	Jan-25	Feb-25	Mar-25	Apr-25	May-25	Jun-25	Jul-25	Aug-25	Sep-25	Oct-25	Nov-25	Dec-25			Total
	(a)	(b)	(c)	(d)	(e)	(f)	(g)	(h)	(i)	(j)	(k)	(l)	(m)	(n)	(o)	(p)	(q)
1	806	Exchange gas	\$237,045	\$775,339	(\$375,120)	\$74,556	(\$221,597)	(\$51,017)	(\$150,975)	(\$1,085,438)	(\$1,227,123)	(\$193,601)	\$71,128	(\$94,961)	(\$2,241,764)	\$2,241,764	\$0
2	808.1	Gas withdrawn from storage - Debit	\$0	\$0	\$548,736	\$0	\$89,539	\$3,017	\$0	\$104,583	\$11,248	\$0	\$62,783	\$53,245	\$873,151	(\$873,151)	\$0
3	808.2	Gas delivered to storage - Credit	(\$72,588)	(\$458,996)	\$0	(\$96,275)	\$0	\$0	(\$767,890)	(\$100,195)	\$581,408	\$42,894	(\$1,820)	(\$113,734)	(\$987,195)	\$987,195	\$0
4	813	Other gas supply expenses	(\$0)	\$0	(\$264,360)	\$0	\$0	(\$77,269)	(\$0)	\$0	\$46,169	\$0	\$0	\$79,318	(\$216,142)	\$216,142	\$0
5		Total	\$164,457	\$316,343	(\$90,744)	(\$21,718)	(\$132,058)	(\$125,269)	(\$918,866)	(\$1,081,050)	(\$588,298)	(\$150,707)	\$132,091	(\$76,133)	(\$2,571,951)	\$2,571,951	\$0

Note:

Please see H-1 page 2 of 2. This Schedule shows monthly detail of the specified accounts that are also indentified on H-1 page 2 of 2. Other gas used accounts are detailed at Statement H-1 - Adjustment Summary.

Wyoming Interstate Company, L.L.C.
Cost and Revenue Study
Pursuant to S&A in Docket No. RP22-823-000
Accounts 913 and 930.1 Advertising Expenses
For the Twelve Months Ending December 31, 2025

Docket No. RP22-823-00_
Schedule H-1(2)(b)
Page 1 of 1

This schedule is not applicable to Wyoming Interstate Company, L.L.C. at this time.

Wyoming Interstate Company, L.L.C.
 Cost and Revenue Study
 Pursuant to S&A in Docket No. RP22-823-000
 Account 921 Office Supplies and Expenses
 For the Twelve Months Ending December 31, 2025

Line No.	Particulars	Jan-25	Feb-25	Mar-25	Apr-25	May-25	Jun-25	Jul-25	Aug-25	Sep-25	Oct-25	Nov-25	Dec-25	Base Period Total	Adjustments	Total as Adjusted
	(a)	(b)	(c)	(d)	(e)	(f)	(g)	(h)	(i)	(j)	(k)	(l)	(m)	(n)	(o)	(p)
Expenses:																
1	Employee Expenses	\$588	\$477	\$839	\$1,137	\$747	\$2,145	\$3,777	\$1,148	\$1,652	\$1,106	\$356	\$971	\$14,943	\$0	\$14,943
2	Training	\$0	\$0	\$0	\$0	\$0	\$0	\$392	\$0	\$0	\$0	\$0	\$0	\$392	\$0	\$392
3	Office Supplies/Expenses	\$19	\$7	\$23	\$26	\$0	\$47	\$14	\$3	\$0	\$20	\$30	\$0	\$189	\$0	\$189
4	Software Service Subscriptions	\$3,500	\$0	\$0	\$0	\$0	\$0	\$0	\$0	\$0	\$0	\$0	\$0	\$3,500	\$0	\$3,500
5	Cellular Phones	\$7	\$25	\$4	\$12	\$55	\$12	\$3	\$15	\$25	\$12	\$64	\$21	\$254	\$0	\$254
6	Outside Services - General	\$351	\$3,597	\$0	\$0	(\$351)	\$0	\$0	\$0	\$0	\$0	\$0	\$0	\$3,597	\$0	\$3,597
7	Other Expenses and Fees	\$7,214	\$9,892	(\$3,468)	\$0	\$248	\$6,387	\$248	\$6,038	\$251	\$243	\$8,037	\$1,649	\$36,738	\$0	\$36,738
8	Total	\$11,678	\$13,998	(\$2,603)	\$1,175	\$699	\$8,591	\$4,435	\$7,204	\$1,928	\$1,380	\$8,487	\$2,641	\$59,613	\$0	\$59,613

Wyoming Interstate Company, L.L.C.
Cost and Revenue Study
Pursuant to S&A in Docket No. RP22-823-000
Account 922 Administrative Expenses Transferred Credit
For the Twelve Months Ending December 31, 2025

Docket No. RP22-823-00_
Schedule H-1(2)(d)
Page 1 of 1

This schedule is not applicable to Wyoming Interstate Company, L.L.C. at this time.

Wyoming Interstate Company, L.L.C.
 Cost and Revenue Study
 Pursuant to S&A in Docket No. RP22-823-000
 Account 923 Outside Services Employed
 For the Twelve Months Ending December 31, 2025

Line No.	Particulars	Jan-25	Feb-25	Mar-25	Apr-25	May-25	Jun-25	Jul-25	Aug-25	Sep-25	Oct-25	Nov-25	Dec-25	Base Period Total	Adjustments	Total as Adjusted
	(a)	(b)	(c)	(d)	(e)	(f)	(g)	(h)	(i)	(j)	(k)	(l)	(m)	(n)	(o)	(p)
<u>Associate Companies:</u>																
1	KMI Shared Services Allocation - Modified Mass. Formula	\$12,686	\$20,754	\$15,077	\$19,329	\$17,645	\$15,927	\$15,742	\$13,094	\$18,614	\$14,928	\$18,027	\$20,309	\$202,131	\$0	\$202,131
<u>Contractors/Professional Services:</u>																
2	Audit Fees - PricewaterhouseCoopers LLP	\$5,056	\$5,056	\$5,056	\$5,449	\$5,449	\$5,449	\$5,449	\$5,449	\$5,449	\$5,449	\$5,449	\$5,449	\$64,212	\$0	\$64,212
3	Circadian Technologies	\$0	\$0	\$0	\$0	\$0	\$23	\$0	\$0	\$0	\$0	\$0	\$0	\$23	\$0	\$23
4	Williams, Weese, and Pepple	\$0	\$0	\$0	\$0	\$0	\$0	\$0	\$0	\$0	\$0	\$1,639	\$1,546	\$3,185	\$0	\$3,185
5	Dorsey & Whitney LLP	\$0	\$0	\$0	\$0	\$0	\$0	\$0	\$0	\$0	\$5,817	\$0	\$0	\$5,817	\$0	\$5,817
6	Various	\$0	\$0	\$0	\$0	\$0	\$0	\$4,560	\$4,271	(\$3,015)	(\$1,667)	(\$604)	(\$441)	\$3,105	\$0	\$3,105
7	Total	\$17,741	\$25,809	\$20,132	\$24,779	\$23,095	\$21,400	\$25,751	\$22,814	\$21,049	\$24,527	\$24,512	\$26,863	\$278,472	\$0	\$278,472

Wyoming Interstate Company, L.L.C.
 Cost and Revenue Study
 Pursuant to S&A in Docket No. RP22-823-000
 Account 926 Employee Pensions and Benefits
 For the Twelve Months Ending December 31, 2025

Docket No. RP22-823-00
 Schedule H-1(2)(f)
 Page 1 of 1

Line No.	Company Name & Account Description (a)	Jan-25	Feb-25	Mar-25	Apr-25	May-25	Jun-25	Jul-25	Aug-25	Sep-25	Oct-25	Nov-25	Dec-25	Base Period		Total
		(b)	(c)	(d)	(e)	(f)	(g)	(h)	(i)	(j)	(k)	(l)	(m)	Total (n)	Adjustments (o)	as Adjusted (p)
WIC Benefit Allocations:																
1	Pension	\$18,242	\$17,895	\$17,956	\$18,136	\$18,074	\$17,238	\$17,992	\$17,902	\$17,499	\$17,280	\$17,413	\$17,497	\$213,124		\$213,124
2	Health and Life Insurance	\$72,722	\$62,700	\$68,754	\$68,802	\$70,240	\$70,816	\$72,259	\$72,567	\$73,289	\$74,056	\$74,554	\$78,296	\$859,055		\$859,055
3	Long-term Disability Insurance	\$1,538	\$1,325	\$1,453	\$1,454	\$1,485	\$1,497	\$1,527	\$1,534	\$1,549	\$1,565	\$1,576	\$1,655	\$18,158		\$18,158
4	401K Employer Contribution	\$25,189	\$21,719	\$23,816	\$23,833	\$24,331	\$24,531	\$25,031	\$25,137	\$25,387	\$25,653	\$25,825	\$27,122	\$297,574		\$297,574
5	Other	\$78	\$68	\$74	\$74	\$75	\$76	\$79	\$78	\$78	\$80	\$79	\$17,087	\$17,927		\$17,927
6	Total	\$117,769	\$103,707	\$112,053	\$112,299	\$114,205	\$114,158	\$116,888	\$117,218	\$117,802	\$118,634	\$119,447	\$141,657	\$1,405,838	\$0	\$1,405,838

Wyoming Interstate Company, L.L.C.
 Cost and Revenue Study
 Pursuant to S&A in Docket No. RP22-823-000
 Account 928 Regulatory Commission Expense
 For the Twelve Months Ending December 31, 2025

Docket No. RP22-823-00_
 Schedule H-1(2)(g)
 Page 1 of 1

Line No.	Particulars (a)	Jan-25	Feb-25	Mar-25	Apr-25	May-25	Jun-25	Jul-25	Aug-25	Sep-25	Oct-25	Nov-25	Dec-25	Base Period Total	Adjustments	Total as Adjusted
		(b)	(c)	(d)	(e)	(f)	(g)	(h)	(i)	(j)	(k)	(l)	(m)	(n)	(o)	(p)
1	ACA	\$81,875	\$81,875	\$81,875	\$81,875	\$81,875	\$81,875	\$81,875	\$81,875	\$81,875	\$94,556	\$94,555	\$94,555	\$1,020,539	(\$1,020,539)	\$0
2	Total	\$81,875	\$81,875	\$81,875	\$81,875	\$81,875	\$81,875	\$81,875	\$81,875	\$81,875	\$94,556	\$94,555	\$94,555	\$1,020,539	(\$1,020,539)	\$0

Wyoming Interstate Company, L.L.C.
Cost and Revenue Study
Pursuant to S&A in Docket No. RP22-823-000
Account 929 Duplicate Charges Credit
For the Twelve Months Ending December 31, 2025

Docket No. RP22-823-00_
Schedule H-1(2)(h)
Page 1 of 1

This schedule is not applicable to Wyoming Interstate Company, L.L.C. at this time.

Wyoming Interstate Company, L.L.C.
 Cost and Revenue Study
 Pursuant to S&A in Docket No. RP22-823-000
 Account 930.2 Miscellaneous General Expenses
 For the Twelve Months Ending December 31, 2025

Docket No. RP22-823-00_
 Schedule H-1(2)(i)
 Page 1 of 1

Line No.	Particulars (a)	Jan-25	Feb-25	Mar-25	Apr-25	May-25	Jun-25	Jul-25	Aug-25	Sep-25	Oct-25	Nov-25	Dec-25	Base Period Total	Adjustments	Total as Adjusted
		(b)	(c)	(d)	(e)	(f)	(g)	(h)	(i)	(j)	(k)	(l)	(m)	(n)	(o)	(p)
<u>Associated Companies:</u>																
1	KMI Shared Services Allocation - Modified Mass. Formula	\$28,052	\$29,957	\$21,280	\$32,461	\$28,816	\$24,427	\$25,380	\$31,869	\$11,501	\$34,949	\$26,925	(\$19,994)	\$275,625	\$0	\$275,625
<u>Memberships/Subscriptions:</u>																
2	INGAA/	\$0	\$0	\$3,885	\$0	\$0	\$0	\$0	\$2,885	\$0	\$0	\$0	\$540	\$7,311	\$0	\$7,311
3	Total	\$28,052	\$29,957	\$25,166	\$32,461	\$28,816	\$24,427	\$25,380	\$34,754	\$11,501	\$34,949	\$26,925	(\$19,454)	\$282,935	\$0	\$282,935

Line No.	Company Name & Account Description (a)	FERC Acct. (b)	Basis (c)	Jan-25 (d)	Feb-25 (e)	Mar-25 (f)	Apr-25 (g)	May-25 (h)	Jun-25 (i)	Jul-25 (j)	Aug-25 (k)	Sep-25 (l)	Oct-25 (m)	Nov-25 (n)	Dec-25 (o)	Base Period		Total as Adjusted (r)
																Total (p)	Adjustments (q)	
<u>KMI Directly Charged Labor and Benefits /1</u>																		
1	Construction work in progress	107.0	Direct Assignment	\$4,278	\$10,925	\$26,879	\$45,014	\$14,734	\$15,847	\$46,189	\$15,926	\$68,871	\$158,692	\$4,655	(\$29,686)	\$382,324	\$0	\$382,324
2	Accumulated provision for depreciation	108.0	Direct Assignment	\$0	\$11,327	\$0	\$0	\$3,332	\$0	\$7,278	\$0	\$0	\$0	\$0	\$59,835	\$81,773	\$0	\$81,773
3	Taxes other than income taxes	408.1	Direct Assignment	\$43,626	\$39,878	\$35,745	\$36,887	\$53,643	\$36,603	\$45,884	\$36,761	\$33,343	\$46,462	\$31,601	\$31,246	\$471,679	\$0	\$471,679
4	Operation supervision and engineering	850.0	Direct Assignment	\$151,804	\$132,818	\$145,526	\$147,454	\$146,643	\$144,942	\$154,308	\$143,092	\$149,318	\$151,693	\$131,738	\$151,901	\$1,751,239	\$0	\$1,751,239
5	System control and load dispatching	851.0	Direct Assignment	\$23,060	\$20,831	\$20,546	\$20,613	\$23,290	\$21,994	\$23,169	\$21,616	\$23,581	\$26,297	\$21,092	\$25,566	\$271,655	\$0	\$271,655
6	Compressor station labor and expenses	853.0	Direct Assignment	\$88,988	\$78,545	\$78,791	\$87,363	\$95,153	\$83,793	\$79,675	\$83,946	\$88,221	\$90,978	\$81,370	\$94,122	\$1,030,945	\$0	\$1,030,945
7	Mains expenses	856.0	Direct Assignment	\$43,377	\$38,312	\$41,724	\$41,954	\$45,667	\$51,301	\$62,535	\$50,375	\$50,229	\$56,548	\$49,030	\$57,050	\$588,101	\$0	\$588,101
8	Measuring and regulating station expenses	857.0	Direct Assignment	\$35,388	\$32,357	\$34,985	\$32,661	\$33,492	\$33,620	\$36,087	\$34,770	\$35,625	\$35,114	\$30,453	\$37,637	\$412,189	\$0	\$412,189
9	Maintenance supervision and engineering	861.0	Direct Assignment	\$17,217	\$15,004	\$16,271	\$16,807	\$16,848	\$16,119	\$17,257	\$16,139	\$15,550	\$16,090	\$14,321	\$16,704	\$194,326	\$0	\$194,326
10	Maintenance of mains	863.0	Direct Assignment	\$25,420	\$20,860	\$26,287	\$27,890	\$25,630	\$20,944	\$25,690	\$25,859	\$18,439	\$24,893	\$19,183	\$26,932	\$288,027	\$0	\$288,027
11	Maintenance of compressor station equip.	864.0	Direct Assignment	\$43,845	\$38,417	\$41,502	\$41,410	\$43,763	\$40,627	\$45,303	\$44,236	\$42,238	\$40,767	\$44,181	\$49,587	\$515,877	\$0	\$515,877
12	Maintenance of meas./regul. station equip.	865.0	Direct Assignment	\$7,036	\$6,389	\$6,934	\$6,677	\$6,685	\$6,634	\$7,123	\$6,813	\$6,806	\$6,735	\$5,943	\$7,042	\$80,817	\$0	\$80,817
13	Administrative and general salaries	920.0	Direct Assignment	\$108,149	\$97,883	\$103,226	\$108,786	\$110,963	\$102,332	\$110,708	\$104,196	\$104,144	\$108,332	\$95,718	\$111,593	\$1,266,030	\$0	\$1,266,030
14	Employee pensions and benefits	926.0	Direct Assignment	\$100,434	\$88,481	\$95,535	\$96,495	\$97,780	\$97,681	\$100,298	\$101,086	\$100,913	\$101,040	\$101,813	\$123,518	\$1,205,075	\$0	\$1,205,075
15			Total	\$692,623	\$632,027	\$673,949	\$710,010	\$717,624	\$672,439	\$761,504	\$684,815	\$737,279	\$863,641	\$631,099	\$763,048	\$8,540,058	\$0	\$8,540,058
<u>KMI Shared Services Allocation /2</u>																		
16	Taxes other than income taxes	408.1	Modified Mass. Form	\$7,530	\$6,862	\$6,180	\$6,041	\$9,011	\$6,174	\$7,590	\$5,867	\$5,580	\$8,091	\$5,473	\$5,331	\$79,729	\$0	\$79,729
17	Administrative and general salaries	920.0	Modified Mass. Form	\$91,332	\$80,374	\$85,511	\$84,302	\$86,882	\$84,033	\$89,099	\$80,875	\$85,604	\$90,780	\$80,684	\$93,531	\$1,033,008	\$0	\$1,033,008
18	Outside services employed	923.0	Modified Mass. Form	\$12,686	\$20,754	\$15,077	\$19,329	\$17,645	\$15,927	\$15,742	\$13,094	\$18,614	\$14,928	\$18,027	\$20,309	\$202,131	\$0	\$202,131
19	Injuries and damages	925.0	Modified Mass. Form	\$18,556	\$18,556	\$18,556	\$18,556	\$18,556	\$18,556	\$17,613	\$18,556	\$19,027	\$19,027	\$19,027	\$19,848	\$224,435	\$0	\$224,435
20	Employee pensions and benefits	926.0	Modified Mass. Form	\$17,335	\$15,226	\$16,518	\$15,804	\$16,424	\$16,477	\$16,590	\$16,132	\$16,889	\$17,594	\$17,634	\$18,139	\$200,763	\$0	\$200,763
21	Miscellaneous general expenses	930.2	Modified Mass. Form	\$28,052	\$29,957	\$21,280	\$32,461	\$28,816	\$24,427	\$25,380	\$31,869	\$11,501	\$34,949	\$26,925	(\$19,994)	\$275,625	\$0	\$275,625
22	Rents	931.0	Modified Mass. Form	\$16,118	\$16,710	\$16,018	\$15,751	\$16,001	\$16,196	\$17,561	\$16,366	\$16,038	\$17,003	\$16,426	\$15,886	\$196,073	\$0	\$196,073
23			Total	\$191,609	\$188,440	\$179,141	\$192,244	\$193,336	\$181,790	\$189,575	\$182,758	\$173,253	\$202,372	\$184,196	\$153,050	\$2,211,763	\$0	\$2,211,763
<u>WYCO Development LLC /3</u>																		
24	Rents	860.0	Terms of Lease	\$39,204	\$45,547	\$42,376	\$42,376	\$42,376	\$42,376	\$42,376	\$42,376	\$42,376	\$42,376	\$42,376	\$42,376	\$508,508	\$0	\$508,508
<u>Colorado Interstate Gas Company, L.L.C. /4</u>																		
25	Revenues from transportation of gas of others	489.2	Direct Assignment	\$501,942	\$501,894	\$502,566	\$501,978	\$502,345	\$503,047	\$502,332	\$502,254	\$505,029	\$486,580	\$502,536	\$502,339	\$6,014,842	\$0	\$6,014,842
26	Rents	860.0	Terms of Lease	\$16,667	\$16,667	\$16,667	\$16,667	\$16,667	\$16,667	\$16,667	\$16,667	\$16,667	\$16,667	\$16,667	\$16,667	\$200,000	\$0	\$200,000
27	Net Total			\$485,275	\$485,227	\$485,899	\$485,311	\$485,678	\$486,380	\$485,665	\$485,587	\$488,362	\$469,913	\$485,869	\$485,672	\$5,814,842		\$5,814,842
<u>KM Gas Marketing LLC /5</u>																		
28	Revenues from transportation of gas of others	489.2	Direct Assignment	\$14,996	\$1,616	\$93,698	\$84,672	\$35,428	\$100,447	\$80,594	\$5,195	\$11,233	\$67,431	\$19,366	\$24,501	\$539,177	\$0	\$539,177
<u>Kinder Morgan, Inc. /6</u>																		
29	Construction work in progress	107.0	Direct Assignment	\$440,918	\$100,290	\$416,893	\$230,946	\$38,863	\$81,396	\$56,717	\$77,657	\$63,951	\$62,734	\$63,294	\$18,766	\$1,652,424	\$0	\$1,652,424
30	Miscellaneous deferred debits	186.0	Direct Assignment												\$0	\$0	\$0	\$0
31			Total	\$440,918	\$100,290	\$416,893	\$230,946	\$38,863	\$81,396	\$56,717	\$77,657	\$63,951	\$62,734	\$63,294	\$18,766	\$1,652,424	\$0	\$1,652,424
<u>Bighorn Gas Gathering LLC /7</u>																		
32	Transmission and compre. of gas by others	858.0	Direct Assignment	\$167,899	\$167,899	\$167,899	\$167,899	\$167,899	\$167,899	\$167,899	\$167,899	\$167,899	\$167,899	\$167,899	\$167,899	\$2,014,789	\$0	\$2,014,789
<u>Fort Union Gathering LLC /7</u>																		
33	Transmission and compre. of gas by others	858.0	Direct Assignment	\$391,765	\$391,765	\$391,765	\$391,765	\$391,765	\$391,765	\$391,765	\$391,765	\$391,765	\$391,765	\$391,765	\$391,765	\$4,701,174	\$0	\$4,701,174
34			Total	\$1,423,747	\$1,039,124	\$1,292,425	\$1,165,256	\$1,030,755	\$950,836	\$1,043,576	\$1,056,487	\$1,076,926	\$1,193,442	\$975,393	\$1,026,730	\$13,274,698	\$0	\$13,274,698

Notes:

/1 Allocation of Kinder Morgan Inc. charges to WIC. Costs are directly assigned.

/2 Allocation of Kinder Morgan Inc. charges to WIC. Costs are assigned using a modified Massachusetts Formula.

/3 Douglas compressor station facilities lease on Medicine Bow lateral from WYCO Development LLC to WIC.

/4 Reflects revenue and Rawlins buildings lease from Colorado Interstate Gas Company, L.L.C. to WIC.

/5 Reflects revenue from KM Marketing LLC

/6 Allocation of Kinder Morgan Inc. charges to WIC. Costs are directly assigned.

/7 Capacity leases with Bighorn Gas Gathering LLC and Fort Union Gas Gathering LLC.

Wyoming Interstate Company, L.L.C.
 Cost and Revenue Study
 Pursuant to S&A in Docket No. RP22-823-000
 Lease Payments Applicable to Gas Operation
 For the Twelve Months Ending December 31, 2025

Line No.	FERC A/C No.	Particulars	Jan-25	Feb-25	Mar-25	Apr-25	May-25	Jun-25	Jul-25	Aug-25	Sep-25	Oct-25	Nov-25	Dec-25	Base Period Total	Adjustments	Total as Adjusted
			(c)	(d)	(e)	(f)	(g)	(h)	(i)	(j)	(k)	(l)	(m)	(n)	(o)	(p)	(q)
1	931.0	KMI Corp. Allocations to WIC - Modified Mass. Formula	\$16,118	\$16,710	\$16,018	\$15,751	\$16,001	\$16,196	\$17,561	\$16,366	\$16,038	\$17,003	\$16,426	\$15,886	\$196,073		\$196,073
2	850.0	Rock Springs Building/Property Lease	\$2,725	\$2,725	\$2,725	\$2,725	\$2,725	\$2,725	\$2,725	\$2,725	\$2,725	\$2,725	\$2,725	\$3,250	\$33,225		\$33,225
3	860.0	Douglas Compressor Station Facilities	\$39,204	\$45,547	\$42,376	\$42,376	\$42,376	\$42,376	\$42,376	\$42,376	\$42,376	\$42,376	\$42,376	\$42,376	\$508,508		\$508,508
4	860.0	Rawlins Buildings Lease	\$16,667	\$16,667	\$16,667	\$16,667	\$16,667	\$16,667	\$16,667	\$16,667	\$16,667	\$16,667	\$16,667	\$16,667	\$200,000		\$200,000
5	860.0	Vernal Property Lease	\$1,500	\$1,500	\$1,500	\$1,500	\$1,500	\$1,500	\$1,500	\$1,500	\$1,500	\$1,500	\$1,500	\$1,750	\$18,250		\$18,250
6	931.0	Office Building Lease	\$303	\$612	\$333	\$304	\$304	\$304	\$304	\$304	\$311	\$311	\$311	\$311	\$4,013		\$4,013
7		Total	\$76,516	\$83,761	\$79,619	\$79,322	\$79,573	\$79,768	\$81,133	\$79,937	\$79,616	\$80,581	\$80,004	\$80,239	\$960,069	\$0	\$960,069

Wyoming Interstate Company, L.L.C.

Cost and Revenue Study

Pursuant to S&A in Docket No. RP22-823-000

Depreciation, Depletion, Amortization and Negative Salvage Expense

For the Twelve Months Ending December 31, 2025

Docket No. RP22-823-00

Statement H-2

Page 1 of 2

Line No.	Plant A/C No.	Particulars	Depreciation Method / 1	Net Depreciable Plant at 12/31/2025	Plant Adjustments	As Adjusted	Annual Rate Per Book	Base Period	Adjustment	Total (i) (h) + (i)
(a)	(b)	(c)	(d)	(e)	(f)	(g)	(h)	(i)	(j)	(h) + (i)
<u>Transmission Plant - Mainline Compressor Facilities</u>										
1	366.1	Compressor station structures	SLM	\$9,681,385						
2	368.0	Compressor station equipment	SLM	\$123,522,966						
3		Total Transmission Plant - Compressor Facilities		\$133,204,351	\$0	\$133,204,351	3.80%	\$4,535,594	\$0	\$4,535,594
<u>Transmission Plant - Mainline Facilities</u>										
4	365.1	Land rights	SLM	\$7,974						
5	365.2	Rights-of-way	SLM	\$1,898,914						
6	366.2	Measuring and regulating station structures	SLM	\$237,060						
7	366.3	Other structures	SLM	\$845,254						
8	367.0	Mains	SLM	\$174,201,156						
9	369.0	Measuring and regulating station equipment	SLM	\$11,299,857						
10	370.0	Communication equipment	SLM	\$278,896						
11	371.0	Other equipment	SLM	\$115,552						
12		Total Transmission Plant - Mainline Facilities		\$188,884,663	\$0	\$188,884,663	2.05%	\$325,059	\$0	\$325,059
<u>Kanda Incremental Lateral Plant</u>										
13	365.1	Land and land rights	SLM	\$353,201						
14	367.0	Mains	SLM	\$158,285,372						
15	369.0	Measuring and regulating station equipment	SLM	\$8,356,044						
16	370.0	Communication equipment	SLM	\$322,573						
17		Total Kanda Incremental Lateral Plant		\$167,317,191	\$0	\$167,317,191	5.88%	\$4,728,036	\$0	\$4,728,036
<u>Piceance Incremental Lateral Plant - Mainline</u>										
18	366.3	Other structures	SLM	\$593,985						
19	367.0	Mains	SLM	\$127,080,664						
21	369.0	Measuring and regulating station equipment	SLM	\$3,659,388						
22	370.0	Communication equipment	SLM	\$343,868						
23		Total Piceance Incremental Lateral Plant - Mainline		\$131,677,905	\$0	\$131,677,905	2.05%	\$2,699,265	\$0	\$2,699,265
<u>Piceance Incremental Lateral Plant - Compression</u>										
24	366.1	Compressor station structures	SLM	\$105,271						
25	368.0	Compressor station equipment	SLM	\$55,766,841						
26		Total Piceance Incremental Lateral Plant - Compression		\$55,872,112	\$0	\$55,872,112	3.80%	\$2,118,873	\$0	\$2,118,873
<u>Medicine Bow Incremental Lateral Plant - Mainline</u>										
27	365.1	Land rights	SLM	\$6,753,524						
28	365.2	Rights-of-way	SLM	\$1,782,408						
29	366.2	Measuring and regulating station structures	SLM	\$3,309						
30	366.3	Other structures	SLM	\$223,816						
31	367.0	Mains	SLM	\$182,509,081						
32	369.0	Measuring and regulating station equipment	SLM	\$13,592,891						
33	370.0	Communication equipment	SLM	\$538,343						
34		Total Medicine Bow Incremental Lateral Plant - Mainline		\$205,403,373	\$0	\$205,403,373	2.05%	\$4,211,460	\$0	\$4,211,460
<u>Medicine Bow Incremental Lateral Plant - Compression</u>										
35	366.1	Compressor station structures	SLM	\$966,416						
36	368.0	Compressor station equipment	SLM	\$60,460,104						
37		Total Medicine Bow Incremental Lateral Plant - Compression		\$61,426,520	\$0	\$61,426,520	3.80%	\$2,315,697	\$0	\$2,315,697

Wyoming Interstate Company, L.L.C.
 Cost and Revenue Study
 Pursuant to S&A in Docket No. RP22-823-000
 Depreciation, Depletion, Amortization and Negative Salvage Expense
 For the Twelve Months Ending December 31, 2025

Docket No. RP22-823-00
 Statement H-2
 Page 2 of 2

Line No.	Plant A/C No.	Particulars	Depreciation Method /1	Net Depreciable Plant at 12/31/2025	Plant Adjustments	As Adjusted	Annual Rate Per Book	Base Period	Adjustment	Total
(a)	(b)	(c)	(d)	(e)	(f)	(g)	(i)	(j)	(k)	
38		Total Incremental Transmission Plant		\$621,697,100	\$0	\$621,697,100		\$16,073,330	\$0	\$16,073,330
39		Total Transmission Plant		\$943,786,114	\$0	\$943,786,114		\$20,933,982	\$0	\$20,933,982
		<u>General Plant</u>								
40	391.0	Office furniture and equipment	SLM	\$128		\$128	20.00%	\$26		\$26
41	392.0	Transportation equipment	SLM	\$519,609		\$519,609	2.05%	\$9,875		\$9,875
42	394.0	Tools, shop and garage equipment	SLM	\$367,280		\$367,280	7.00%	\$25,530		\$25,530
43	396.0	Power operating equipment	SLM	\$5,795		\$5,795	7.00%	\$406		\$406
44	397.0	Communication equipment	SLM	\$18,952		\$18,952	4.00%	\$758		\$758
45	398.0	Miscellaneous Equipment	SLM	\$2,295		\$2,295	5.00%	\$115		\$115
46		Total General Plant		\$914,059	\$0	\$914,059		\$36,708	\$0	\$36,708
47		Total Depreciable Plant		\$944,700,173	\$0	\$944,700,173		\$20,970,690	\$0	\$20,970,690
		<u>Plant Subject To Amortization:</u>								
		<u>Intangible Plant</u>								
48	302.0	Organization	SLM	\$610,887	\$0	\$610,887	4.15%	\$0		\$0
49	303.0	Miscellaneous intangible plant	SLM	\$348,538	\$0	\$348,538	20.00%	\$74,743		\$74,743
50		Total Intangible Plant		\$959,425	\$0	\$959,425		\$74,743	\$0	\$74,743
51		Total Plant Subject To Depreciation, Depletion and Amortization		\$945,659,597	\$0	\$945,659,597		\$21,045,434	\$0	\$21,045,434
52		Amortization of Excess Def. Income Tax Rate Adjustment						(\$572,688)	\$0	(\$572,688)
53		Amortization of South Georgia 1% FIT Deficiency						\$50,244	\$0	\$50,244
54		Total Depreciation, Depletion and Amortization		\$945,659,597	\$0	\$945,659,597		\$20,522,990	\$0	\$20,522,990
		Description	Plant AC No.	Amount						
55		Land	365.1	\$ 129,878						
56		Total Gas Plant in Service		\$ 945,789,475						

Notes:

/1 Refer to page 122.1 of WIC's 2025 FERC Form 2 for more information concerning WIC's depreciation method.

Wyoming Interstate Company, L.L.C.
 Cost and Revenue Study
 Pursuant to S&A in Docket No. RP22-823-000
 Reconciliation of Depreciable Plant to Total Gas Plant
 For the Twelve Months Ending December 31, 2025

Docket No. RP22-823-00
 Schedule H-2(1)
 Page 1 of 1

Line No.	Particulars (a)	Balance at December 31, 2025 (b)	Adjustments (c)	As Adjusted (d)
1	Total Gas Plant Per Statement C <u>Less:</u>	\$948,418,564	\$0	\$948,418,564
2	Gas Plant Leased From Others (Acct. No. 101.1)	\$106,503	\$0	\$106,503
3	Construction Work In Progress (Acct. No. 107)	\$2,522,586	\$0	\$2,522,586
4	Gas Plant In Service (Acct. No. 101)	<u>\$945,789,475</u>	<u>\$0</u>	<u>\$945,789,475</u>
5	<u>Less: Gas Plant Not Subject to Deprec., Deplet., Amort., or Excluded</u> Transmission Plant Land (Plt. Acct. 365.1)	<u>\$129,878</u>	<u>\$0</u>	<u>\$129,878</u>
6	Total Gas Plant Subject To Depreciation, Depletion and Amortization, Per Statement H(2)	<u>\$945,659,597</u>	<u>\$0</u>	<u>\$945,659,597</u>
7	Total Provisions Charged To Depreciation, Depletion and Amortization Expense Accounts	<u>\$20,522,990</u>	<u>\$0</u>	<u>\$20,522,990</u>

Wyoming Interstate Company, L.L.C.
 Cost and Revenue Study
 Pursuant to S&A in Docket No. RP22-823-000
 Federal and State Income Taxes
 For the Twelve Months Ending December 31, 2025

Docket No. RP22-823-00_
 Statement H-3
 Page 1 of 1

Line No.	Particulars (a)	12/31/2025						
		Total (b)	Mainline (c)	Kanda (d)	Piceance (e)	Medicine Bow (f)		
<u>Taxable Portion of Return</u>								
1	Rate Base	\$249,938,498	\$51,862,009	\$0	\$85,282,905	\$112,793,585		
2	Return on Rate Base	\$36,241,082	\$7,519,991	\$0	\$12,366,021	\$16,355,070		
3	Less: Interest Expense	\$0	\$0	\$0	\$0	\$0		
4	Taxable Portion of Return	\$36,241,082	\$7,519,991	\$0	\$12,366,021	\$16,355,070		
5	Book Depreciation Related to AFUDC Equity	\$611,204	\$208,559	\$108,341	\$121,442	\$172,862		
<u>Income Taxes</u>								
6	Taxable Base (Line 4 + Line 5)							
		stated rates	rates					
6	Taxable Base (Line 4 + Line 5)	rates	w/gross-up	\$36,852,286	\$7,728,550	\$108,341	\$12,487,463	\$16,527,932
7	Federal Income Tax	21.00%	26.58%	\$9,795,338	\$2,054,249	\$28,797	\$3,319,168	\$4,393,124
8	State Income Tax	0.69%	0.88%	\$324,300	\$68,011	\$953	\$109,890	\$145,446
9	Total Federal and State Income Taxes			\$10,119,638	\$2,122,260	\$29,750	\$3,429,057	\$4,538,570

Wyoming Interstate Company, L.L.C.
Cost and Revenue Study
Pursuant to S&A in Docket No. RP22-823-000
State Income Taxes Paid
For the Twelve Months Ending December 31, 2025

Line No.	State (a)	Total (b)
1	Colorado	\$144,235
2	Utah	\$7,545
3	Total	<u>\$151,780</u>

Wyoming Interstate Company, L.L.C.
 Cost and Revenue Study
 Pursuant to S&A in Docket No. RP22-823-000
 Reconciliation of Net Book Plant and Net Tax Plant As of 12-31-2025
 For the Twelve Months Ending December 31, 2025

Docket No. RP22-823-00_
 Schedule H-3(2)
 Page 1 of 1

Line No.	Particulars (a)	Calculations (b)
	<u>Plant Per Books</u>	
1	Gross Plant	\$945,789,475
2	Accumulated Depreciation	(\$656,216,580)
3	Net Book Plant	<u>\$289,572,896</u>
	<u>Plant Per Tax</u>	
4	Gross Plant	\$928,391,831
5	Accumulated Depreciation	(\$818,239,175)
6	Net Tax Plant	<u>\$110,152,657</u>
7	Book in Excess Of Tax	<u>\$179,420,239</u>
8	Required Deferred Taxes effective tax rate of:	21.69% <u>\$38,921,453</u>
9	Booked Deferred Taxes	<u>\$38,921,453</u>
10	Unfunded (Excess)	<u>\$0</u>

Wyoming Interstate Company, L.L.C.
 Cost and Revenue Study
 Pursuant to S&A in Docket No. RP22-823-000
 Summary of Other Taxes by Function
 For the Twelve Months Ending December 31, 2025

Docket No. RP22-823-00
 Statement H-4
 Page 1 of 1

Line No.	Description (a)	Jan-25	Feb-25	Mar-25	Apr-25	May-25	Jun-25	Jul-25	Aug-25	Sep-25	Oct-25	Nov-25	Dec-25	Base Period Total	Adjustments	Total as Adjusted
		(b)	(c)	(d)	(e)	(f)	(g)	(h)	(i)	(j)	(k)	(l)	(m)	(n)	(o)	(p)
<u>SUMMARY</u>																
1	Ad Valorem	\$140,583	\$140,583	\$140,583	\$140,583	\$140,583	\$140,583	\$331,113	\$158,084	\$158,084	\$158,084	\$158,084	\$154,746	\$1,961,693	\$0	\$1,961,693
2	Payroll Taxes	\$51,156	\$46,740	\$41,925	\$42,928	\$62,653	\$42,777	\$53,474	\$42,628	\$38,924	\$54,552	\$37,075	\$36,577	\$551,409	\$0	\$551,409
3	Texas Gross Margin Tax	\$3,850	\$3,850	\$3,850	\$3,850	\$3,850	\$3,850	\$3,850	\$3,850	\$3,850	\$3,850	(\$11,481)	\$3,850	\$30,869	\$0	\$30,869
4	Total	<u>\$195,589</u>	<u>\$191,173</u>	<u>\$186,358</u>	<u>\$187,361</u>	<u>\$207,086</u>	<u>\$187,210</u>	<u>\$388,437</u>	<u>\$204,562</u>	<u>\$200,858</u>	<u>\$216,486</u>	<u>\$183,678</u>	<u>\$195,173</u>	<u>\$2,543,970</u>	<u>\$0</u>	<u>\$2,543,970</u>
<u>DETAIL BY STATE</u>																
<u>State of Colorado:</u>																
5	Property	\$70,013	\$70,013	\$70,013	\$70,013	\$70,013	\$70,013	\$220,833	\$81,841	\$81,841	\$81,841	\$81,841	\$81,755	\$1,050,030	\$0	\$1,050,030
<u>State of Utah:</u>																
6	Property	\$20,222	\$20,222	\$20,222	\$20,222	\$20,222	\$20,222	\$11,725	\$19,008	\$19,008	\$19,008	\$19,008	\$13,861	\$222,950	\$0	\$222,950
<u>State of Wyoming:</u>																
7	Property	\$50,348	\$50,348	\$50,348	\$50,348	\$50,348	\$50,348	\$98,555	\$57,235	\$57,235	\$57,235	\$57,235	\$59,130	\$688,713	\$0	\$688,713
<u>State of Texas:</u>																
8	Texas Gross Margin Tax	\$3,850	\$3,850	\$3,850	\$3,850	\$3,850	\$3,850	\$3,850	\$3,850	\$3,850	\$3,850	(\$11,481)	\$3,850	\$30,869	\$0	\$30,869
9	Payroll Taxes	\$51,156	\$46,740	\$41,925	\$42,928	\$62,653	\$42,777	\$53,474	\$42,628	\$38,924	\$54,552	\$37,075	\$36,577	\$551,409	\$0	\$551,409
10	Total	<u>\$195,589</u>	<u>\$191,173</u>	<u>\$186,358</u>	<u>\$187,361</u>	<u>\$207,086</u>	<u>\$187,210</u>	<u>\$388,437</u>	<u>\$204,562</u>	<u>\$200,858</u>	<u>\$216,486</u>	<u>\$183,678</u>	<u>\$195,173</u>	<u>\$2,543,970</u>	<u>\$0</u>	<u>\$2,543,970</u>

All costs are functionalized to transmission at this time.

Wyoming Interstate Company, L.L.C.
Cost and Revenue Study
Pursuant to S&A in Docket No. RP22-823-000
Incremental vs. Non-Incremental Cost of Service Summary
For the Twelve Months Ending December 31, 2025

Docket No. RP22-823-00_
Schedule I-1(b)
Page 1 of 1

Please refer to Statement A

Wyoming Interstate Company, L.L.C.
Cost and Revenue Study
Pursuant to S&A in Docket No. RP22-823-000
Cost of Service by Zone
For the Twelve Months Ending December 31, 2025

Docket No. RP22-823-00_
Schedule I-1(c)
Page 1 of 1

This schedule is not applicable to Wyoming Interstate Company, L.L.C. at this time.

Wyoming Interstate Company, L.L.C.

Cost and Revenue Study

Pursuant to S&A in Docket No. RP22-823-000

Allocation of General Items Between Mainline Transmission and Incremental System

For the Twelve Months Ending December 31, 2025

Docket No. RP22-823-00_

Schedule I-1(d)

Page 1 of 1

Line No.	Description	Statement Schedule Reference	Total Transmission	Mainline	Kanda	Piceance	Medicine Bow
	(a)	(b)	(c)	(d)	(e)	(f)	(g)
1	Gas Plant Investment	C-1	\$943,915,991	\$322,089,013	\$167,317,191	\$187,550,017	\$266,959,771
2	Percent of Total		100.00%	34.12%	17.73%	19.87%	28.28%
<u>Allocated General Items</u>							
3	Amortization of Excess Def. Income Tax Rate Adjustment	H-2	(\$572,688)	(\$195,416)	(\$101,514)	(\$113,789)	(\$161,968)
4	Amortization of South Georgia 1% FIT Deficiency	H-2	\$50,244	\$17,145	\$8,906	\$9,983	\$14,210
5	Payroll Taxes	H-4	\$551,409	\$188,155	\$97,742	\$109,561	\$155,950
6	Texas Gross Margin Tax	H-4	\$30,869	\$10,533	\$5,472	\$6,133	\$8,730
7	Book Depreciation Related To AFUDC Equity	H-3	\$611,204	\$208,559	\$108,341	\$121,442	\$172,862
8	Ad Valorem	H-4	\$1,961,693	\$669,381	\$347,727	\$389,776	\$554,809
9	Revenue Credits	G-5	\$0	\$0	\$0	\$0	\$0
10	Gas Plant Investment - Mainline		\$322,089,013	\$322,089,013			
11	Percent of Total			100.00%			
12	Materials and Supplies	E	\$5,339,362	\$5,339,362			
13	Prepayments	E	\$63,846	\$63,846			
14	General Plant	C-1	\$914,059	\$914,059			
15	Intangible Plant	C-1	\$959,425	\$959,425			
16	Accumulated Depreciation - General Plant	D	(\$286,259)	(\$286,259)			
17	Accumulated Amortization - Intangible Plant	D	(\$821,257)	(\$821,257)			
18	Depreciation Expense - General Plant	H-2	\$36,708	\$36,708			
19	Amortization Expense - Intangible Plant	H-2	\$74,743	\$74,743			
20	Direct Labor & Non-Labor O&M Expense	H-1WP1	\$15,091,605	\$6,707,932	\$906	\$613,639	\$7,769,128
21	O&M Expense - Unassigned	H-1WP1	\$5,392,436	\$5,392,436			
22	A&G Expense	H-1	\$4,868,098	\$4,868,098			
22	Total Operation and Maintenance Expenses	H-1WP1/I-1(d)	\$25,352,139	\$16,968,466	\$906	\$613,639	\$7,769,128
23	Net Plant	B-1	\$289,572,896	\$55,015,411	\$0	\$100,989,995	\$133,567,491
24	Percent of Total		100.00%	19.00%	0.00%	34.88%	46.13%
25	Regulatory Assets/Liabilities	B-2	(\$7,810,464)	(\$1,483,895)	\$0	(\$2,723,938)	(\$3,602,630)
26	Accumulated Deferred Income Taxes		(\$37,227,141)	(\$7,072,715)	\$0	(\$12,983,151)	(\$17,171,275)

Line No.	Particulars	Ref	Fixed/Variable		Reservation/Usage		
			Total	Fixed	Variable	Reservation	Usage
	(a)	(b)	(c)	(d)	(e)	(f)	(g)
Mainline:							
1	Compr Station Labor and Exp (Acct 853)	H-1 wp	\$1,586,175	\$589,715	\$996,460		
2	Maint of Compr Station Equip (Acct 864)	H-1 wp	\$409,491	\$348,870	\$60,621		
3	Total Operation and Maintenance	I-1(d)	\$16,968,466	\$15,911,384	\$1,057,081	\$15,911,384	\$1,057,081
4	Depreciation, Depletion and Amortization	H-2	\$4,793,833	\$4,793,833	\$0	\$4,793,833	\$0
5	Federal Income Taxes	H-3	\$2,054,249	\$2,054,249	\$0	\$2,054,249	\$0
6	State Income Taxes	H-3	\$68,011	\$68,011	\$0	\$68,011	\$0
7	Taxes Other Than Income	I-1(d)	\$868,070	\$868,070	\$0	\$868,070	\$0
8	Return on Rate Base	B	\$7,519,991	\$7,519,991	\$0	\$7,519,991	\$0
9	Revenue Credits	A	\$0	\$0	\$0	\$0	\$0
10	Total Cost of Service		\$32,272,619	\$31,215,537	\$1,057,081	\$31,215,537	\$1,057,081

Piceance:							
11	Compr Station Labor and Exp (Acct 853)	H-1 wp	\$482,021	\$273,241	\$208,781		
12	Maint of Compr Station Equip (Acct 864)	H-1 wp	\$118,468	\$107,485	\$10,982		
13	Total Operation and Maintenance	I-1(d)	\$613,639	\$393,876	\$219,763	\$393,876	\$219,763
14	Depreciation, Depletion and Amortization	H-2	\$4,714,331	\$4,714,331	\$0	\$4,714,331	\$0
15	Federal Income Taxes	H-3	\$3,319,168	\$3,319,168	\$0	\$3,319,168	\$0
16	State Income Taxes	H-3	\$109,890	\$109,890	\$0	\$109,890	\$0
17	Taxes Other Than Income	I-1(d)	\$505,470	\$505,470	\$0	\$505,470	\$0
18	Return on Rate Base	B	\$12,366,021	\$12,366,021	\$0	\$12,366,021	\$0
19	Revenue Credits	A	\$0	\$0	\$0	\$0	\$0
20	Total Cost of Service		\$21,628,519	\$21,408,756	\$219,763	\$21,408,756	\$219,763

Medicine Bow:							
21	Total Operation and Maintenance	I-1(d)	\$7,769,128	\$7,769,128	\$0	\$7,769,128	\$0
22	Depreciation, Depletion and Amortization	H-2	\$6,379,398	\$6,379,398	\$0	\$6,379,398	\$0
23	Federal Income Taxes	H-3	\$4,393,124	\$4,393,124	\$0	\$4,393,124	\$0
24	State Income Taxes	H-3	\$145,446	\$145,446	\$0	\$145,446	\$0
25	Taxes Other Than Income	I-1(d)	\$719,490	\$719,490	\$0	\$719,490	\$0
26	Return on Rate Base	B	\$16,355,070	\$16,355,070	\$0	\$16,355,070	\$0
27	Revenue Credits	A	\$0	\$0	\$0	\$0	\$0
28	Total Cost of Service		\$35,761,655	\$35,761,655	\$0	\$35,761,655	\$0

Particulars	Ref	Total	Fixed/Variable		Reservation/Usage	
			Fixed	Variable	Reservation	Usage
(h)	(i)	(j)	(k)	(l)	(m)	(n)
Kanda:						
Compr Station Labor and Exp (Acct 853)	H-1 wp	\$785	(\$372)	\$1,158		
Maint of Compr Station Equip (Acct 864)	H-1 wp	\$121	(\$67)	\$188		
Total Operation and Maintenance	I-1(d)	\$906	(\$440)	\$1,346	(\$440)	\$1,346
Depreciation, Depletion and Amortization	H-2	\$4,635,428	\$4,635,428	\$0	\$4,635,428	\$0
Federal Income Taxes	H-3	\$28,797	\$28,797	\$0	\$28,797	\$0
State Income Taxes	H-3	\$953	\$953	\$0	\$953	\$0
Taxes Other Than Income	I-1(d)	\$450,941	\$450,941	\$0	\$450,941	\$0
Return on Rate Base	B	\$0	\$0	\$0	\$0	\$0
Revenue Credits	A	\$0	\$0	\$0	\$0	\$0
Total Cost of Service		\$5,117,026	\$5,115,680	\$1,346	\$5,115,680	\$1,346

Total System:						
Compr Station Labor and Exp (Acct 853)	H-1 wp	\$2,068,982	\$862,583	\$1,206,399		
Maint of Compr Station Equip (Acct 864)	H-1 wp	\$528,079	\$456,288	\$71,792		
Total Operation and Maintenance	H-1/I-1(d)	\$25,352,139	\$24,073,949	\$1,278,190	\$24,073,949	\$1,278,190
Depreciation, Depletion and Amortization	H-2	\$20,522,990	\$20,522,990	\$0	\$20,522,990	\$0
Federal Income Taxes	H-3	\$9,795,338	\$9,795,338	\$0	\$9,795,338	\$0
State Income Taxes	H-3	\$324,300	\$324,300	\$0	\$324,300	\$0
Taxes Other Than Income	H-4/I-1(d)	\$2,543,970	\$2,543,970	\$0	\$2,543,970	\$0
Return on Rate Base	B	\$36,241,082	\$36,241,082	\$0	\$36,241,082	\$0
Revenue Credits	A	\$0	\$0	\$0	\$0	\$0
Total Cost of Service		\$94,779,819	\$93,501,629	\$1,278,190	\$93,501,629	\$1,278,190

Mainline Cost of Service

Line No.	Particulars	Total	Fixed	Variable
	(a)	(b)	(c)	(d)
1	Total Cost of Service [Schedule I-2, Page 1, Line 10, Columns (c) - (e)]	\$32,272,619	\$31,215,537	\$1,057,081
2	Less Authorized Overrun and Reservation as Secondary Points	(\$379,013)	(\$379,013)	\$0
3	Less Short Term Firm and Interruptible Revenues	(\$1,810,862)	(\$1,810,862)	\$0
4	Less Long Term Firm Discount Revenues	(\$7,761,454)	(\$7,761,454)	\$0
5	Less Revenues from Overthrust	(\$2,528,636)	(\$2,501,009)	(\$27,627)
6	Mainline Allocated Costs	<u>\$19,792,654</u>	<u>\$18,763,199</u>	<u>\$1,029,455</u>

Medicine Bow Cost of Service

Particulars	Total	Fixed	Variable
7 Total Cost of Service [Schedule I-2, Page 1, Line 28, Columns (c) - (e)]	\$35,761,655	\$35,761,655	\$0
8 Less Authorized Overrun and Reservation as Secondary Points	(\$2,570,412)	(\$2,570,412)	\$0
9 Less Revenues from Bakken 1	(\$6,715,963)	(\$6,715,963)	\$0
10 Less Short Term Firm and Interruptible Revenues	(\$6,318,604)	(\$6,318,604)	\$0
11 Less Long Term Firm Discount Revenues	(\$657,000)	(\$657,000)	\$0
12 Less FDBS Reservation Revenues	(\$2,147,201)	(\$2,147,201)	\$0
13 Medicine Bow Allocated Costs	<u>\$17,352,476</u>	<u>\$17,352,476</u>	<u>\$0</u>

Kanda Lateral Cost of Service

Particulars	Total	Fixed	Variable
14 Total Cost of Service [Schedule I-2, Page 1, Line 10, Columns (j) - (l)]	\$5,117,026	\$5,115,680	\$1,346
15 Less Authorized Overrun and Reservation as Secondary Points	(\$12,465)	(\$12,465)	\$0
16 Less Short Term Firm and Interruptible Revenues	(\$429,051)	(\$429,051)	\$0
17 Kanda Lateral Allocated Costs	<u>\$4,675,510</u>	<u>\$4,674,164</u>	<u>\$1,346</u>

Piceance Cost of Service

Particulars	Total	Fixed	Variable
18 Total Cost of Service [Schedule I-2, Page 1, Line 20, Columns (c) - (e)]	\$21,628,519	\$21,408,756	\$219,763
19 Less Authorized Overrun and Reservation as Secondary Points	(\$152,269)	(\$152,269)	\$0
20 Less Long Term Firm Discount Revenues	(\$10,597,769)	(\$10,597,769)	\$0
21 Less Short Term Firm and Interruptible Revenues	(\$862,852)	(\$862,852)	\$0
22 Piceance Allocated Costs	<u>\$10,015,629</u>	<u>\$9,795,866</u>	<u>\$219,763</u>

TOTAL WIC SYSTEM

23 Total Cost of Service [Schedule I-2, Page 1, Line 20, Columns (j) - (l)]	\$94,779,819	\$93,501,628	\$1,278,190
24 Credits to the Cost of Service	(\$42,943,550)	(\$42,915,923)	(\$27,627)
25 Net Allocable Cost of Service	<u>\$51,836,269</u>	<u>\$50,585,705</u>	<u>\$1,250,564</u>

Line No.	Company (a)	Contract No. (b)	(Dth/day) CD /1 (c)	Particulars (d)	Jan-25 (e)	Feb-25 (f)	Mar-25 (g)	Apr-25 (h)	May-25 (i)	Jun-25 (j)	Jul-25 (k)	Aug-25 (l)	Sep-25 (m)	Oct-25 (n)	Nov-25 (o)	Dec-25 (p)	Base Period Total (q)	Adjustments (r)	Total as Adjusted (s)	
Expense Information																				
1	MountainWest Overthrust Pipeline, LLC	4229	20,000		\$31,130	\$31,181	\$31,472	\$31,150	\$31,316	\$31,738	\$31,623	\$31,619	\$30,776	\$31,438	\$31,990	\$31,072	\$376,505	\$0	\$376,505	
2	MountainWest Overthrust Pipeline, LLC	6342	25,000		\$38,541	\$38,977	\$39,739	\$38,522	\$38,760	\$39,205	\$37,625	\$37,690	\$37,690	\$39,397	\$39,328	\$38,165	\$463,638	\$0	\$463,638	
3	MountainWest Overthrust Pipeline, LLC	6343	20,000		\$30,845	\$31,101	\$30,155	\$30,177	\$30,511	\$31,078	\$30,105	\$30,610	\$30,668	\$31,430	\$31,055	\$30,385	\$368,120	\$0	\$368,120	
4	MountainWest Overthrust Pipeline, LLC	6344	25,000		\$40,867	\$41,525	\$40,500	\$40,725	\$40,500	\$40,500	\$40,500	\$40,500	\$40,500	\$40,500	\$41,614	\$41,251	\$40,546	\$489,549	\$0	\$489,549
5	MountainWest Overthrust Pipeline, LLC	6345	2,800		\$4,677	\$4,689	\$4,733	\$4,609	\$4,684	\$4,718	\$4,536	\$4,536	\$4,551	\$4,729	\$4,801	\$4,672	\$55,932	\$0	\$55,932	
6	MountainWest Overthrust Pipeline, LLC	6346	2,800		\$4,215	\$4,280	\$4,214	\$4,214	\$4,214	\$4,261	\$4,214	\$4,214	\$4,214	\$4,403	\$4,479	\$4,350	\$51,271	\$0	\$51,271	
7	MountainWest Overthrust Pipeline, LLC	6358	20,000		\$30,712	\$31,421	\$30,441	\$30,493	\$30,225	\$30,872	\$31,645	\$31,740	\$30,775	\$31,524	\$31,925	\$30,981	\$372,754	\$0	\$372,754	
8	MountainWest Overthrust Pipeline, LLC	6359	20,000		\$30,409	\$30,999	\$30,141	\$30,190	\$30,100	\$30,388	\$31,021	\$31,310	\$30,499	\$31,050	\$31,307	\$30,670	\$368,084	\$0	\$368,084	
9	MountainWest Overthrust Pipeline, LLC	7199			(\$3,780)	\$0	\$0	\$0	\$0	\$0	\$0	\$0	\$0	\$0	\$0	\$0	(\$3,780)	\$0	(\$3,780)	
10	MountainWest Overthrust Pipeline, LLC	Total Expenses			\$207,615	\$214,173	\$211,394	\$210,080	\$210,309	\$212,759	\$211,268	\$212,239	\$209,672	\$215,585	\$216,136	\$210,841	\$2,542,073	\$0	\$2,542,073	
11	Bakken 1	Lease Payment			\$391,765	\$391,765	\$391,765	\$391,765	\$391,765	\$391,765	\$391,765	\$391,765	\$391,765	\$391,765	\$391,765	\$391,765	\$4,701,174	\$0	\$4,701,174	
12	Bakken 1	Lease Payment			\$167,899	\$167,899	\$167,899	\$167,899	\$167,899	\$167,899	\$167,899	\$167,899	\$167,899	\$167,899	\$167,899	\$167,899	\$2,014,789	\$0	\$2,014,789	
13	Bakken 1	Total Expenses			\$559,664	\$559,664	\$559,664	\$559,664	\$559,664	\$559,664	\$559,664	\$559,664	\$559,664	\$559,664	\$559,664	\$559,664	\$6,715,963	\$0	\$6,715,963	
14	Total 858 Expenses				\$767,279	\$773,837	\$771,057	\$769,744	\$769,973	\$772,423	\$770,932	\$771,903	\$769,336	\$775,248	\$775,800	\$770,505	\$9,258,036	\$0	\$9,258,036	
Monthly Quantities - Dth																				
15	MountainWest Overthrust Pipeline, LLC	4229		Reservation	20,000	20,000	20,000	20,000	20,000	20,000	20,000	20,000	20,000	20,000	20,000	20,000				
16	MountainWest Overthrust Pipeline, LLC	4229		Usage	396,318	415,900	527,500	403,800	467,778	630,000	585,722	584,172	260,000	496,683	700,000	360,000				
17	MountainWest Overthrust Pipeline, LLC	6342		Reservation	25,000	25,000	25,000	25,000	25,000	25,000	25,000	25,000	25,000	25,000	25,000	25,000				
18	MountainWest Overthrust Pipeline, LLC	6342		Usage	352,263	520,000	812,900	345,185	436,420	607,631	0	25,000	25,000	658,096	630,600	199,985				
19	MountainWest Overthrust Pipeline, LLC	6343		Reservation	20,000	20,000	20,000	20,000	20,000	20,000	20,000	20,000	20,000	20,000	20,000	20,000				
20	MountainWest Overthrust Pipeline, LLC	6343		Usage	286,400	385,164	21,073	29,668	157,926	376,117	1,900	195,989	218,410	494,065	353,840	105,737				
21	MountainWest Overthrust Pipeline, LLC	6344		Reservation	25,000	25,000	25,000	25,000	25,000	25,000	25,000	25,000	25,000	25,000	25,000	25,000				
22	MountainWest Overthrust Pipeline, LLC	6344		Usage	140,963	394,225	0	86,690	0	0	0	7,900	0	413,542	278,300	16,935				
23	MountainWest Overthrust Pipeline, LLC	6345		Reservation	2,800	2,800	2,800	2,800	2,800	2,800	2,800	2,800	2,800	2,800	2,800	2,800				
24	MountainWest Overthrust Pipeline, LLC	6345		Usage	54,082	58,800	75,600	28,000	56,823	70,000	0	0	5,600	71,517	98,000	50,400				
25	MountainWest Overthrust Pipeline, LLC	6346		Reservation	2,800	2,800	2,800	2,800	2,800	2,800	2,800	2,800	2,800	2,800	2,800	2,800				
26	MountainWest Overthrust Pipeline, LLC	6346		Usage	500	25,200	0	0	0	18,000	0	0	0	70,000	98,000	50,400				
27	MountainWest Overthrust Pipeline, LLC	6358		Reservation	20,000	20,000	20,000	20,000	20,000	20,000	20,000	20,000	20,000	20,000	20,000	20,000				
28	MountainWest Overthrust Pipeline, LLC	6358		Usage	235,231	508,219	131,099	150,984	48,161	296,768	594,056	630,956	259,700	528,930	676,094	326,299				
29	MountainWest Overthrust Pipeline, LLC	6359		Reservation	20,000	20,000	20,000	20,000	20,000	20,000	20,000	20,000	20,000	20,000	20,000	20,000				
30	MountainWest Overthrust Pipeline, LLC	6359		Usage	119,007	345,583	15,868	34,616	0	110,748	354,199	465,380	153,315	352,951	447,108	211,149				
31	MountainWest Overthrust Pipeline, LLC	7199		Reservation	0	0	0	0	0	0	0	0	0	0	0	0				
32	MountainWest Overthrust Pipeline, LLC	7199		Usage	0	0	0	0	0	0	0	0	0	0	0	0				

Notes:

/1 Current contract demand quantities

Wyoming Interstate Company, L.L.C.
 Cost and Revenue Study
 Pursuant to S&A in Docket No. RP22-823-000
 Gas Balance
 For the Twelve Months Ending December 31, 2025
 (All Quantities are Dth)

Docket No. RP22-823-00
 Schedule I-5
 Page 1 of 1

Line No.	Description	Jan-25	Feb-25	Mar-25	Apr-25	May-25	Jun-25	Jul-25	Aug-25	Sep-25	Oct-25	Nov-25	Dec-25	Total
	(a)	(b)	(c)	(d)	(e)	(f)	(g)	(h)	(i)	(j)	(k)	(l)	(m)	(n)
GAS RECEIVED														
1	Gas Purchases (Accounts 800-805)							244,000	340,000	76,500	30,000	21,900	60,000	772,400
2	Gas of Others Received for Transmission (Account 489.2)	61,554,931	55,128,147	67,961,197	61,719,911	58,849,527	65,142,747	64,737,090	64,232,078	66,167,302	68,186,398	61,747,493	64,143,592	759,570,413
3	Gas Received as Imbalances (Account 806)	288,741	331,737	260,614	212,970	91,348	83,398	0	0	0	(88,342)	76,587	218,082	1,475,135
4	Receipts of Respondent's Gas Transported by Others (858)	1,584,764	2,653,091	1,584,040	1,078,943	1,167,108	2,109,264	1,535,877	1,909,397	922,025	3,085,784	3,281,942	1,320,905	22,233,140
5	Other Gas Withdrawn from Storage	0	0	0	0	0	0	0	0	0	0	0	0	0
6	Gas Received from Shippers as Compressor Station Fuel	150,026	127,025	119,652	126,541	105,955	105,027	141,195	153,400	165,333	146,381	173,516	140,781	1,654,832
7	Gas Received from Shippers as Lost and Unaccounted for	0	0	0	0	0	0	0	0	0	0	0	0	0
8	Other Receipts													0
9	Total Receipts (Total of lines 2 thru 8)	63,578,462	58,240,000	69,925,503	63,138,365	60,213,938	67,440,436	66,658,162	66,634,875	67,331,160	71,360,221	65,301,438	65,883,360	785,705,920
GAS DELIVERED														
10	Deliveries of Gas Transported for Others (Accounts 489.2)	61,554,931	55,128,147	67,961,197	61,719,911	58,849,527	65,142,747	64,737,090	64,232,078	66,167,302	68,186,398	61,747,493	64,143,592	759,570,413
11	Gas Delivered as Imbalances (Account 806)	195,906	141,208	371,282	184,975	206,721	108,032	59,868	394,017	507,852	(12,106)	45,152	249,234	2,452,141
12	Deliveries of Gas to Others for Transportation (Account 858)	1,584,764	2,653,091	1,584,040	1,078,943	1,167,108	2,109,264	1,535,877	1,909,397	922,025	3,085,784	3,281,942	1,320,905	22,233,140
13	Other Gas Delivered to Storage	0	0	0	0	0	0	0	0	0	0	0	0	0
14	Gas Used for Compressor Station Fuel	161,942	125,609	102,461	107,372	77,202	87,952	96,483	93,012	119,827	89,839	170,445	162,195	1,394,339
15	Other Deliveries	139,423	213,613	(65,256)	91,932	1,304	52,916	309,762	66,086	(218,489)	77,241	66,970	102,821	838,323
16	Total Deliveries (Total of lines 10 thru 16)	63,636,966	58,261,668	69,953,724	63,183,133	60,301,862	67,500,911	66,739,080	66,694,590	67,498,517	71,427,156	65,312,002	65,978,747	786,488,356
17	Gas Unaccounted For	(58,504)	(21,668)	(28,221)	(44,768)	(87,924)	(60,475)	(80,918)	(59,715)	(167,357)	(66,935)	(10,564)	(95,387)	(782,436)
18	Total Deliveries & Unaccounted For Total of lines 16 and 17)	63,578,462	58,240,000	69,925,503	63,138,365	60,213,938	67,440,436	66,658,162	66,634,875	67,331,160	71,360,221	65,301,438	65,883,360	785,705,920

Notes:

This schedule is not used in the derivation of any cost item or billing determinant and is filed in compliance with Commission regulations.

Wyoming Interstate Company, L.L.C.
 Cost and Revenue Study
 Pursuant to S&A in Docket No. RP22-823-000
 Comparison of Allocated Costs and Revenues
 For the Twelve Months Ending December 31, 2025

Docket No. RP22-823-00_
 Statement J
 Page 1 of 1

Line No.	Particulars	ALLOCATED COSTS			REVENUES			Variance
		Reservation	Usage	Total	Reservation	Usage	Total	
	(a)	(b)	(c)	(d)	(e)	(f)	(g)	(h)
1	Mainline	\$18,763,199	\$1,029,455	\$19,792,654	\$18,763,199	\$1,029,455	\$19,792,654	\$0
2	Medicine Bow	\$17,352,476	\$0	\$17,352,476	\$17,352,476	\$0	\$17,352,476	\$0
3	Kanda Lateral	\$4,674,164	\$1,346	\$4,675,510	\$4,674,164	\$1,346	\$4,675,510	\$0
4	Piceance	\$9,795,866	\$219,763	\$10,015,629	\$9,795,866	\$219,763	\$10,015,629	\$0
5	Total	\$50,585,706	\$1,250,564	\$51,836,269	\$50,585,706	\$1,250,564	\$51,836,269	\$0
6	Overthrust Pipeline Reservation Charges	\$2,501,009	\$27,627	\$2,528,636	\$2,501,009	\$27,627	\$2,528,636	\$0
7	Bakken Lease Expenses Charges	\$6,715,963	\$0	\$6,715,963	\$6,715,963	\$0	\$6,715,963	\$0
8	FDBS Revenues	\$2,147,201	\$0	\$2,147,201	\$2,147,201	\$0	\$2,147,201	\$0
9	Interruptible-Short Term Firm - Park and Loan	\$9,421,368	\$0	\$9,421,368	\$9,421,368	\$0	\$9,421,368	\$0
10	Long Term Firm Discount Revenue	\$19,016,223	\$0	\$19,016,223	\$19,016,223	\$0	\$19,016,223	\$0
11	Authorized Overrun and Out of Path Charges	\$3,114,159	\$0	\$3,114,159	\$3,114,159	\$0	\$3,114,159	\$0
12	Total	\$93,501,629	\$1,278,190	\$94,779,819	\$93,501,629	\$1,278,190	\$94,779,819	\$0

Wyoming Interstate Company, L.L.C.

Cost and Revenue Study

Pursuant to S&A in Docket No. RP22-823-000

Docket No. RP22-823-00_

Summary of Billing Determinants

Schedule J-1

For the Twelve Months Ending December 31, 2025

Page 1 of 1

Line No.	Mainline/Lateral	Rate Schedule	G Schedules	J-2	Variance	Usage
			Total	Total		
	(a)	(b)	Unadjusted	Adjusted	(e)	(f)
1	Mainline	FT	951,215	951,215	0	643,524,704
2	Medicine Bow	FT	447,170	447,170	0	163,524,638
3	Kanda Lateral	FT	20,000	20,000	0	6,647,045
4	Piceance	FT	59,367	59,367	0	83,283,583
			<u>1,477,752</u>	<u>1,477,752</u>	0	896,979,970

Wyoming Interstate Company, L.L.C.
 Cost and Revenue Study
 Pursuant to S&A in Docket No. RP22-823-000
 Derivation of Rates - Rate Schedule FT and IT
 For the Twelve Months Ending December 31, 2025

Docket No. RP22-823-00_
 Schedule J-2
 Page 1 of 1

Line No.	Rate Schedule	Mainline/Lateral	Allocated Costs			Billing Determinants		Recourse Rates		
			Reservation	Usage	Total	Reservation	Usage	Reservation	Usage	
	(a)	(b)	(c)	(d)	(e)	(f)	(g)	(h)	(i)	
1	FT	Mainline	\$18,763,199	\$1,029,455	\$19,792,654	951,215	643,524,704	\$1.6438	\$0.0016	
2	FT	Medicine Bow	\$17,352,476	\$0	\$17,352,476	447,170	163,524,638	\$3.2338	\$0.0000	
3	FT	Kanda Lateral	\$4,674,164	\$1,346	\$4,675,510	20,000	6,647,045	\$19.4757	\$0.0002	
4	FT	Piceance	\$9,795,866	\$219,763	\$10,015,629	59,367	83,283,583	\$13.7504	\$0.0026	
5	IT	Mainline			Derivative			LF	100%	\$0.0556
6	IT	Medicine Bow			Derivative			LF	100%	\$0.1063
7	IT	Kanda Lateral			Derivative			LF	100%	\$0.6405
8	IT	Piceance			Derivative			LF	100%	\$0.4547

<i>Comparative Balance Sheet (Assets and Other Debits)</i>				
Line No.	Title of Account (a)	As of		
		December 31, 2025 (b)	December 31, 2024 (c)	
1	UTILITY PLANT			
2	Utility Plant (101-106, 114)	\$ 945,895,978	\$	926,677,163
3	107 - Construction Work in Progress	2,522,586		16,800,630
4	TOTAL Utility Plant (Total of lines 2 and 3)	\$ 948,418,564	\$	943,477,793
5	(Less) Accum. Provision for Depr., Amort., Depl. (108, 111, 115)	656,216,580		655,439,399
6	Net Utility Plant (Total of lines 4 less 5)	\$ 292,201,984	\$	288,038,394
7	Nuclear Fuel (120.1 thru 120.4 and 120.6)	-		-
8	(Less) Accum. Provision for Amort., of Nuclear Fuel Assemblies (120.5)	-		-
9	Nuclear Fuel (Total of line 7 less 8)	-		-
10	Net Utility Plant (Total of lines 6 and 9)	\$ 292,201,984	\$	288,038,394
11	116 - Utility Plant Adjustments	-		-
12	117.1 - Gas Stored-Base Gas	-		-
13	117.2 - System Balancing Gas	-		-
14	117.3 - Gas Stored in Reservoirs and Pipelines-Noncurrent	-		-
15	117.4 - Gas Owed to System Gas	1,109,554		915,616
16	OTHER PROPERTY AND INVESTMENTS			
17	121 - Nonutility Property	-		-
18	122 - (Less) Accum. Provision for Depreciation and Amortization	-		-
19	123 - Investments in Associated Companies	12,280,838		11,464,197
20	123.1 - Investment in Subsidiary Companies	-		-
21	Noncurrent Portion of Allowances	-		-
22	124 - Other Investments	-		-
23	125 - Sinking Funds	-		-
24	126 - Depreciation Fund	-		-
25	127 Amortization Fund - Federal	-		-
26	128 - Other Special Funds	-		-
27	175 - Long-Term Portion of Derivative Assets	-		-
28	176 - Long-Term Portion of Derivative Assets-Hedges	-		-
29	TOTAL Other Property and Investments (Total of lines 17-20, 22-29)	\$ 12,280,838	\$	11,464,197
30	CURRENT AND ACCRUED ASSETS			
31	131 - Cash	\$ -	\$	-
32	134 - Special Deposits	-		-
33	135 - Working Funds	-		-
34	136 - Temporary Cash Investments	-		-
35	141 - Notes Receivable	-		-
36	142 - Customer Accounts Receivable	7,075,009		6,178,667
37	143 - Other Accounts Receivable	-		-
38	144 - (Less) Accum. Provision for Uncollectible Accounts - Credit	-		-
39	145 - Notes Receivable from Associated Companies	-		-
40	146 - Accounts Receivable from Associated Companies	153,471		-
41	151 - Fuel Stock	-		-
42	152 - Fuel Stock Expenses Undistributed	-		-
43	153 - Residuals (Elec) and Extracted Products (Gas)	\$ -	\$	-
44	154 - Plant Materials and Operating Supplies	5,458,934		5,248,902
45	155 - Merchandise	-		-
46	156 - Other Materials and Supplies	-		-
47	157 - Nuclear Materials Held for Sale	-		-
48	Allowances (Accounts 158.1 and 158.2)	-		-
49	(Less) Noncurrent Portion of Allowances	-		-
50	163 - Stores Expense Undistributed	-		-
51	164.1 - Gas Stored Underground-Current	-		-
52	Liquefied Natural Gas Stored and Held for Processing (164.2 thru 164.3)	-		-
53	165 - Prepayments	-		-
54	Advances for Gas (166 thru 167)	-		-
55	171 - Interest and Dividends Receivable	-		-
56	172 - Rents Receivable	-		-
57	173 - Accrued Utility Revenues	-		-
58	174 - Miscellaneous Current and Accrued Assets	9,291,680		5,434,100
59	175 - Derivative Instrument Assets	-		-
60	(Less) Long-Term Portion of Derivative Instrument Assets (175)	-		-
61	176 - Derivative Instrument Assets-Hedges	-		-
62	(Less) Long-Term Portion of Derivative Instrument Assets-Hedges (176)	-		-
63	TOTAL Current and Accrued Assets (Total of lines 32 thru 63)	\$ 21,979,094	\$	16,861,669

Comparative Balance Sheet (Assets and Other Debits, Continued)

Line No.	Title of Account (a)	As of December 31, 2025 (b)	As of December 31, 2024 (c)
64	DEFERRED DEBITS		
65	181 - Unamortized Debt Expense	\$ -	\$ -
66	182.1 - Extraordinary Property Losses	-	-
67	182.2 - Unrecovered Plant and Regulatory Study Costs	-	-
68	182.3 - Other Regulatory Assets	3,393,014	3,187,742
69	183 - Preliminary Survey and Investigation Charges (Electric)	-	-
70	183.2 - Preliminary Survey and Investigation Charges (Gas)	-	102,580
71	184 - Clearing Accounts	-	-
72	185 - Temporary Facilities	-	-
73	186 - Miscellaneous Deferred Debits	30,294,818	26,221,588
74	187 - Deferred Losses on Reacquired Debt	-	-
75	188 - Research, Development, and Demonstration Expend.	-	-
76	189 - Unamortized Loss on Reacquired Debt	-	-
77	190 - Accumulated Deferred Income Taxes	1,920,838	2,003,296
78	191 - Unrecovered Purchased Gas Costs	-	-
79	TOTAL Deferred Debits (Total of lines 66 thru 79)	\$ 35,608,670	\$ 31,515,206
80	TOTAL Assets and Other Debits (Total of lines 10-15, 30, 64 and 80)	\$ 363,180,140	\$ 348,795,082
1	Proprietary Capital		
2	201 - Common Stock Issued	\$ -	\$ -
3	204 - Preferred Stock Issued	-	-
4	Capital Stock Subscribed (202, 205)	-	-
5	Stock Liability for Conversion (203, 206)	-	-
6	207 - Premium on Capital Stock	-	-
7	Other Paid-In Capital (208-211)	302,294,932	295,915,083
8	212 - Installments Received on Capital Stock	-	-
9	213 - (Less) Discount on Capital Stock	-	-
10	214 - (Less) Capital Stock Expense	-	-
11	Retained Earnings (215, 215.1, 216)	1,516,884	1,725,399
12	216.1 - Unappropriated Undistributed Subsidiary Earnings	-	-
13	217 - (Less) Reacquired Capital Stock	-	-
14	219 - Accumulated Comprehensive Income	-	-
15	TOTAL Proprietary Capital (Total of lines 2 thru 14)	\$ 303,811,816	\$ 297,640,482
16	LONG TERM DEBT		
17	221 - Bonds	\$ -	\$ -
18	222 - (Less) Reacquired Bonds	-	-
19	223 - Advances from Associated Companies	-	-
20	224 - Other Long-Term Debt	-	-
21	225 - Unamortized Premium on Long-Term Debt	-	-
22	226 - (Less) Unamortized Discount on Long-Term Debt-Dr	-	-
23	(Less) Current Portion of Long-Term Debt	-	-
24	TOTAL Long-Term Debt (Total of lines 17 thru 23)	\$ -	\$ -
25	OTHER NONCURRENT LIABILITIES		
26	227 - Obligations Under Capital Leases-Noncurrent	\$ -	\$ 106,504
27	228.1 - Accumulated Provision for Property Insurance	-	-
28	228.2 - Accumulated Provision for Injuries and Damages	-	-
29	228.3 - Accumulated Provision for Pensions and Benefits	-	-
30	228.4 - Accumulated Miscellaneous Operating Provisions	-	-
31	229 - Accumulated Provision for Rate Refunds	-	-

Comparative Balance Sheet (Liabilities and Other Credits, Continued)

Line No.	Title of Account (a)	As of December 31, 2025 (b)	As of December 31, 2024 (c)
32	Long-Term Portion of Derivative Instrument Liabilities	-	-
33	Long-Term Portion of Derivative Instrument Liabilities - Hedges	-	-
34	230 - Asset Retirement Obligations	-	-
35	TOTAL Other Noncurrent Liabilities (Total of lines 26 thru 34)	\$ -	\$ 106,504
36	Current and Accrued Liabilities		
37	Current Portion of Long-Term Debt	\$ -	\$ -
38	231 - Notes Payable	-	-
39	232 - Accounts Payable	4,077,727	4,636,459
40	233 - Notes Payable to Associated Companies	-	-
41	234 - Accounts Payable to Associated Companies	589,147	48,646
42	235 - Customer Deposits	207,265	177,091
43	236 - Taxes Accrued	1,362,731	1,688,933
44	237 - Interest Accrued	-	-
45	238 - Dividends Declared	-	-
46	239 - Matured Long-Term Debt	-	-
47	240 - Matured Interest	-	-
48	241 - Tax Collections Payable	-	-
49	242 - Miscellaneous Current and Accrued Liabilities	9,332,886	5,299,635
50	243 - Obligations Under Capital Leases - Current	106,503	456,707
51	244 - Derivative Instrument Liabilities	-	-
52	(Less) Long-Term Portion of Derivative Instrument Liabilities	-	-
53	245 - Derivative Instrument Liabilities - Hedges	-	-
54	(Less) Long-Term Portion of Derivative Instrument Liabilities - Hedges	-	-
55	TOTAL Current and Accrued Liabilities (Total of lines 37 thru 54)	\$ 15,676,259	\$ 12,307,471
56	DEFERRED CREDITS		
57	252 - Customer Advances for Construction	\$ -	\$ -
58	255 - Accumulated Deferred Investment Tax Credits	-	-
59	256 - Deferred Gains from Disposition of Utility Plant	-	-
60	253 - Other Deferred Credits	293,101	121,192
61	254 - Other Regulatory Liabilities	10,668,450	10,333,876
62	257 - Unamortized Gain on Reacquired Debt	-	-
63	281 - Accumulated Deferred Income Taxes - Accelerated Amortization	-	-
64	282 - Accumulated Deferred Income Taxes - Other Property	32,153,903	27,755,075
65	283 - Accumulated Deferred Income Taxes - Other	576,611	530,482
66	TOTAL Deferred Credits (Total of lines 57 thru 65)	\$ 43,692,065	\$ 38,740,625
67	TOTAL Liabilities and Other Credits (Total of lines 15, 24, 35, 55 and 66)	\$ 363,180,140	\$ 348,795,082

Statement of Income

Line No.	Title of Account	Twelve Months Ending December 31, 2025	
	(a)		(b)
1	UTILITY OPERATING INCOME		
2	Gas Operating Revenues (400)	\$	84,381,212
3	Operating Expenses		
4	Operation Expenses (401)		22,161,140
5	Maintenance Expenses (402)		3,530,224
6	403 - Depreciation Expense		20,970,690
7	403.1 - Depreciation Expense for Asset Retirement Costs		-
8	Amortization and Depletion of Utility Plant (404-405)		74,743
9	406 - Amortization of Utility Plant Acu. Adjustment		-
10	407.1 - Amort. of Prop. Losses, Unrecovered Plant and Reg. Study Costs		-
11	407.2 - Amortization of Conversion Expenses		-
12	407.3 - Regulatory Debits		1,416,229
13	407.4 - (Less) Regulatory Credits		1,209,066
14	408.1 - Taxes Other than Income Taxes		2,513,101
15	409.1 - Income Taxes-Federal		3,453,531
16	409.1 - Income Taxes-Other		177,828
17	410.1 - Provision for Deferred Income Taxes		4,343,510
18	411.1 - (Less) Provision for Deferred Income Taxes-Credit		574,393
19	411.4 - Investment Tax Credit Adjustment-Net		-
20	411.6 - (Less) Gains from Disposition of Utility Plant		-
21	411.7 - Losses from Disposition of Utility Plant		-
22	411.8 - (Less) Gains from Disposition of Allowances		-
23	411.9 - Losses from Disposition of Allowances		-
24	411.10 - Accretion Expense		-
25	TOTAL Utility Operating Expenses (Total of lines 4 thru 24)	\$	56,857,537
27	Net Utility Operating Income (Total of lines 2 less 25)	\$	27,523,675
28	OTHER INCOME AND DEDUCTIONS		
29	Other Income	\$	-
30	Nonutility Operating Income		-
31	415 - Revenues from Merchandising, Jobbing and Contract Work		-
32	416 - (Less) Costs and Expenses of Merchandising, Job & Contract Work		-
33	417 - Revenues from Nonutility Operations		-
34	417.1 - (Less) Expenses of Nonutility Operations		-
35	418 - Nonoperating Rental Income		-
36	418.1 - Equity in Earnings of Subsidiary Companies		-
37	419 - Interest and Dividend Income		695,732
38	419.1 - Allowance for Other Funds Used During Construction		1,087,240
39	421 - Miscellaneous NonOperating Income		-
40	421.1 - Gain on Disposition of Property		-
41	TOTAL Other Income (Total of lines 31 thru 40)	\$	1,782,972
42	Other Income Deductions		
43	421.2 - Loss on Disposition of Property	\$	-
44	425 - Miscellaneous Amortization		-
45	426.1 - Donations		-
46	426.2 - Life Insurance		-
47	426.3 - Penalties		-
48	426.4 - Expenditures for Certain Civic, Political and Related Activities		1,267
49	426.5 - Other Deductions		-
50	TOTAL Other Income Deductions (Total of lines 43 thru 49)	\$	1,267
51	Taxes Applic. to Other Income and Deductions		
52	408.2 - Taxes Other than Income Taxes: Nonutility	\$	-
53	409.2 - Income Taxes-Federal: Nonutility		146,103
54	409.2 - Income Taxes-Other: Nonutility		4,821
55	410.2 - Provision for Deferred Income Taxes: Nonutility		235,854
56	411.2 - Provision for Deferred Income Taxes-Credit: Nonutility		-
57	411.5 - Investment Tax Credit Adjustments-Net		-
58	420 - (Less) Investment Tax Credits		-
59	TOTAL Taxes on Other Income and Deductions (Total of lines 52-58)	\$	386,778
60	Net Other Income and Deductions (Total of lines 41, 50, 59)	\$	1,394,927
61	INTEREST CHARGES		
62	427 - Interest on Long-Term Debt	\$	-
63	428 - Amortization of Debt Disc. And Expenses		-
64	428.1 - Amortization of Loss on Recquired Debt		-
65	429 - (Less) Amortization of Premium on Debt-Credit		-
66	429.1 - (Less) Amortization of Gain on Recquired Debt-Credit		-
67	430 - Interest on Debt to Associated Companies		-
68	431 - Other Interest Expense		18,646
69	432 - (Less) Allowance for Borrowed Funds Used During Construction-Credit		682,591
70	Net Interest Charges (Total of lines 62 thru 69)	\$	(663,945)
71	Income Before Extraordinary Items (Total of lines 27, 60 and 70)	\$	29,582,547
72	EXTRAORDINARY ITEMS		
73	434 - Extraordinary Items		-
74	435 - (Less) Extraordinary Deductions		-
75	Net Extraordinary Items (Total of lines 73 less line 74)	\$	-
76	409.3 - Income Taxes-Federal and Other: Extraordinary Items		-
77	Extraordinary Items after Taxes (Total of lines 75 less 76)	\$	-
78	Net Income (Total of Lines 71 and 77)	\$	29,582,547

1. General

We are a Delaware limited liability company originally organized as a limited partnership on November 4, 1981. When we refer to "us," "we," "our," "the Company," or "WIC," we are describing Wyoming Interstate Company, L.L.C. We are an indirect wholly owned subsidiary of Kinder Morgan, Inc. (KMI).

Our system consists of approximately 850 miles of natural gas transmission pipeline with a design capacity of approximately 3.50 billion cubic feet per day. Our mainline system extends from western Wyoming to northeast Colorado (the Cheyenne Hub) with several lateral pipeline systems that extend to various interconnections along the mainline from western Colorado, eastern Wyoming, and eastern Utah.

2. Summary of Significant Accounting Policies

Basis of Presentation

We have prepared our accompanying financial statements in accordance with the accounting requirements of the Federal Energy Regulatory Commission (FERC) as set forth in its applicable Uniform System of Accounts and published accounting releases, which is a comprehensive basis of accounting other than accounting principles generally accepted in the United States of America (GAAP).

The most significant differences between GAAP and the financial statements presented herein are: (i) the deferral of certain costs and revenues, (ii) the classification of certain accounts on the balance sheet and statement of income, and (iii) the inclusion and classification of income taxes in a limited liability company's financial statements.

Management has evaluated subsequent events through March 31, 2026, the date the financial statements were available to be issued.

Use of Estimates

Certain amounts included in or affecting our financial statements and related disclosures must be estimated, requiring us to make certain assumptions with respect to values or conditions which cannot be known with certainty at the time our financial statements are prepared. These estimates and assumptions affect the amounts we report for assets and liabilities, our revenues and expenses during the reporting period, and our disclosures, including those related to contingent assets and liabilities at the date of our financial statements. We evaluate these estimates on an ongoing basis, utilizing historical experience, consultation with experts, and other methods we consider reasonable in the particular circumstances. Nevertheless, actual results may differ significantly from our estimates. Any effects on our business, financial position, or results of operations resulting from revisions to these estimates are recorded in the period in which the facts that give rise to the revision become known.

Certain accounting policies are of more significance in our financial statement preparation process than others, and set out below are the principal accounting policies we apply in the preparation of our financial statements.

Cash Equivalents

We define cash equivalents as all highly liquid short-term investments with original maturities of three months or less.

Allowance for Credit Losses

We evaluate our financial assets measured at amortized cost and off-balance sheet credit exposures for expected credit losses over the contractual term of the asset or exposure. We consider available information relevant to assessing the collectability of cash flows including the expected risk of credit loss even if that risk is remote. We measure expected credit losses on a collective (pool) basis when similar risk characteristics exist and we reflect the expected credit losses on the amortized cost basis of the financial asset as of the reporting date.

Our financial instruments primarily consist of our accounts receivable from customers and note receivable from affiliate. We utilized historical analysis of credit losses experienced over the previous five years along with current conditions and reasonable and supportable forecasts of future conditions in our evaluation of collectability of our financial assets.

Inventories

Our inventories, which consist of materials and supplies, are valued at weighted-average cost, and we periodically review for physical deterioration and obsolescence.

Natural Gas Imbalances

Natural gas imbalances occur when the amount of natural gas delivered from or received by a pipeline system differs from the scheduled amount of gas to be delivered or received. We value these imbalances due to or from our shippers and operators at current index prices. Imbalances are settled in cash or made up in-kind, subject to the terms of our FERC tariff. Imbalances due from others are reported on our balance sheets as part of Account 174 "Miscellaneous Current and Accrued Assets." Imbalances owed to others are reported on our balance sheets as part of Account 242 "Miscellaneous Current and Accrued Liabilities." We classify all imbalances due from or owed to others as current as we expect to settle them within a year.

Property, Plant, and Equipment

Our property, plant, and equipment is recorded at its original cost of construction or, upon acquisition, at either the fair value of the assets acquired or the cost to the entity that first placed the asset in utility service. We record capital lease assets at the present value of the future minimum lease payments. For constructed assets, we capitalize all construction-related direct labor and material costs, as well as indirect construction costs. Our indirect construction costs primarily include an interest and equity return component (as more fully described below) and labor and related costs associated with supporting construction activities. The indirect capitalized labor and related costs are based upon estimates of time spent supporting construction projects. We expense costs for routine maintenance and repairs in the period incurred.

We use the composite method to depreciate property, plant, and equipment. Under this method, assets with similar economic characteristics are grouped and depreciated as one asset. The FERC-accepted depreciation rate is applied to the total cost of the group until the net book value equals the salvage value. For certain general plant, the asset is depreciated to zero. As part of periodic filings with the FERC, we also re-evaluate and receive approval for our depreciation rates. When property, plant, and equipment is retired, accumulated depreciation and amortization is charged for the original cost of the assets in addition to the cost to remove, sell, or dispose of the assets, less salvage value. We do not recognize gains or losses unless we sell land or an entire operating unit (as approved by the FERC).

We capitalize a carrying cost (an allowance for funds used during construction or AFUDC) on debt and equity funds related to the construction of long-lived assets. This carrying cost consists of a return on the investment financed by debt and a return on the investment financed by equity. The debt portion is calculated based on our most recent FERC approved debt rate. Interest costs capitalized are included as a reduction to interest charges in Account 432 "Allowance for Borrowed Funds Used During Construction - Credit" on our income statements. The equity portion is calculated based on our most recent FERC approved rate of return. Equity amounts capitalized are included in Account 419.1 "Allowance for Other Funds Used During Construction" on our income statements.

Asset Retirement Obligations (ARO)

We record liabilities for obligations related to the retirement and removal of long-lived assets used in our business. We record, as liabilities, the fair value of ARO on a discounted basis when they are incurred and can be reasonably estimated, which is typically at the time the assets are installed or acquired. Amounts recorded for the related assets are increased by the amount of these obligations. Over time, the liabilities increase due to the change in their present value, and the initial capitalized costs are depreciated over the useful lives of the related assets. The liabilities are eventually extinguished when the asset is taken out of service.

We are required to operate and maintain our natural gas pipeline system, and intend to do so as long as demand for our services exists, which we expect for the foreseeable future. Therefore, we believe that we cannot reasonably estimate the ARO for our assets because these assets have indeterminate lives. We continue to evaluate our ARO and future developments could impact the amounts we record.

Long-lived Asset Impairments

We evaluate our long-lived assets for impairment when events or changes in circumstances indicate that the carrying values may not be recoverable through the regulatory process. These events include changes in the manner in which we intend to use a long-lived asset, decisions to sell an asset, and adverse changes in the legal or business environment such as adverse actions by regulators. If an event occurs and if an impairment is indicated, we adjust the carrying value of the asset downward, if necessary and upon regulatory approval, to its estimated recoverable value.

There were no impairments for the years ended December 31, 2025 and 2024.

Revenue Recognition

We segregate each class of revenue by account pursuant to the FERC's guidance under Code of Federal Regulations Title 18, Part 201.

Revenue from Contracts with Customers. We recognize revenue when control of the promised services is transferred to customers and in an amount that reflects the consideration we expect to receive for those services. Review of our contracts with customers may involve management judgment and an analysis of the contract's material terms.

Our revenues are primarily generated from the transportation of natural gas under firm and/or fee-based service contracts. The natural gas we receive under our transportation contracts remains under the control of our customers. Revenues are generally invoiced on a monthly basis.

Under our firm service contracts, customers are generally subject to a fixed take-or-pay reservation fee for services. Our performance obligation is a promise to stand ready to provide continuous service availability, with limited exceptions, over the contractual service period (a single performance obligation). Because we make the service continuously available over the service period, even if the service is not used or received, we recognize the take-or-pay fixed fee as revenue ratably over the contractual service period based on the passage of time, as the service period expires.

Under our fee-based service contracts, customers receive non-firm or interruptible services, on an "as available" basis. Upon acceptance of a customer's periodic service request, our performance obligation is a promise to provide a series of periodic services over the contractual service period (a single performance obligation). The transaction price is variable, typically a fee-based per unit rate based on our invoicing right for units of service transferred, and is allocated to a single performance obligation of providing services over the contractual service period. We recognize revenue as each unit of service is transferred to the customer in the specified service period.

Contract Balances. Contract assets and contract liabilities are the result of timing differences between revenue recognition, billings and cash collections.

Major Customers. For the year ended December 31, 2025, revenue from our two largest customers was approximately \$14.0 million and \$9.8 million, each of which exceeded 10% of our operating revenues. For the year ended December 31, 2024, revenue from our two largest customers was approximately \$12.1 million and \$9.8 million, each of which exceeded 10% of our operating revenues.

Legal Proceedings

We are party to various legal, regulatory, and other matters arising from the day-to-day operations of our business that may result in claims against the Company. Although no assurance can be given, we believe, based on our experiences to date and taking into account accrued liabilities and insurance, that the ultimate resolution of such items will not have a material adverse impact to our financial position, cash flows, or operating results. We believe we have numerous and substantial defenses to the matters to which we are a party and intend to vigorously defend the Company. When we determine a loss is probable of occurring and is reasonably estimable, we accrue an undiscounted liability for such contingencies based on our best estimate using information available at that time. If the estimated loss is a range of potential outcomes and there is no better estimate within the range, we accrue the amount at the low end of the range. We disclose contingencies where an adverse outcome may be material or, in the judgment of management, we conclude the matter should otherwise be disclosed.

Environmental Matters

We capitalize certain environmental expenditures required to obtain rights-of-way, regulatory approvals, or permitting as part of the construction of facilities we use in our business operations. We accrue and expense environmental costs that relate to an existing condition caused by past operations, which do not contribute to current or future revenue generation. We generally do not discount environmental liabilities to a net present value, and we record environmental liabilities when environmental assessments and/or remedial efforts are probable and we can reasonably estimate the costs, such as after the completion of a feasibility study or commitment to a formal plan of action. We recognize receivables for anticipated associated insurance recoveries when such recoveries are deemed to be probable.

We routinely conduct reviews of potential environmental issues and claims that assist us in identifying environmental issues and estimating the costs and timing of remediation efforts. We also routinely adjust our environmental liabilities to reflect changes in previous estimates. In making environmental liability estimations, we consider the material effect of environmental compliance, pending legal actions against us, and potential third-party liability claims we may have against others. Often, as the remediation evaluation and effort progresses, additional information is obtained, requiring revisions to estimated costs.

We are subject to environmental cleanup and enforcement actions from time to time. In particular, the Comprehensive Environmental Response, Compensation and Liability Act generally imposes joint and several liability for cleanup and enforcement costs on current and predecessor owners and operators of a site, among others, without regard to fault or the legality of the original conduct, subject to the right of a liable party to establish a "reasonable basis" for apportionment of costs. Our operations are also subject to federal, state, and local laws and regulations relating to protection of the environment. Although we believe our operations are in substantial compliance with applicable environmental laws and regulations, risks of additional costs and liabilities are inherent in our operations, and there can be no assurance that we will not incur significant costs and liabilities. Moreover, it is possible that other developments could result in substantial costs and liabilities to us, such as increasingly stringent environmental laws, regulations, and enforcement policies under the terms of authority of those laws, and claims for damages to property or persons resulting from our operations. Although it is not possible to predict the ultimate outcomes, we believe that the resolution of the environmental matters, and other matters to which we are a party, will not have a material adverse effect on our financial position, cash flows, or operating results.

Regulatory Assets and Liabilities

Regulatory assets and liabilities represent probable future revenues or expenses associated with certain charges and credits that are expected to be recovered from or returned to customers through the ratemaking process. Refer to Note 6 for further information.

3. Income Taxes

We are a limited liability company and are not subject to federal or state income taxes; however, all of our activities are included in the tax returns of KMI, which is a taxable C-corporation. Our approved rates include an allowance for income taxes, calculated as if we were a taxable corporation, and the FERC requires that we reflect such taxes in our financial statements.

We record current income taxes based on our taxable income and we provide for deferred income taxes to reflect estimated future tax payments and receipts. Deferred taxes represent the tax impacts of differences between the financial statement and tax bases of assets and liabilities and carryovers at each year end. We account for tax credits under the flow-through method, which reduces the provision for income taxes in the year the tax credits first become available. We reduce deferred tax assets by a valuation allowance when, based on our estimates, it is more likely than not that a portion of those assets will not be realized in a future period. The estimates utilized in the recognition of deferred tax assets are subject to revision, either up or down, in future periods based on new facts or circumstances. Income taxes charged to us are reflected in the accompanying comparative balance sheet in Account 236 "Taxes Accrued" and Accounts 190, 282, and 283 "Accumulated Deferred Income Taxes." A portion of the activity in Account 211 "Miscellaneous Paid-In Capital" reflects the income taxes assigned or advanced to our Member. Current income taxes assigned to our Member are transferred into Account 211 from Account 236. Deferred income taxes advanced to our Member are transferred into Account 211 with an offsetting adjustment to Account 186 "Miscellaneous Deferred Debits." For more information, see Note 5. Beginning with this FERC Form No. 2, we adopted Accounting Standards Update (ASU) No. 2023-09, "Income Taxes (Topic 740): Improvements to Income Tax Disclosures," and the effects of our early adoption are reflected for all periods below.

The following table reflects the components of income tax expense included in net income (in millions):

	Year Ended December 31,	
	2025	2024
Current:		
Federal	\$ 3.6	\$ 3.6
State	0.2	0.2
	3.8	3.8
Deferred:		
Federal	3.8	2.1
State	0.2	0.2
	4.0	2.3
Total income tax expense	\$ 7.8	\$ 6.1

The differences between our actual income tax expense and the amount computed by applying the statutory federal income tax rate of 21% are summarized as follows (in millions):

	Year Ended December 31,			
	2025		2024	
Income tax expense at the statutory federal rate	\$ 7.9	21.0%	\$ 6.1	21.0%
State income tax, net of federal income tax benefit ^(a)	0.3	0.9%	0.4	1.2%
Regulatory liability amortization	(0.4)	-1.1%	(0.4)	-1.4%
Total	\$ 7.8	20.8%	\$ 6.1	20.8%

(a) State taxes in Colorado made up the majority (greater than 50%) of the tax effect in this category for 2025 and 2024.

The following are the components of our net deferred tax liability (in millions):

	December 31,	
	2025	2024
Deferred tax liabilities:		
Property, plant, and equipment	\$ 32.2	\$ 27.8
Regulatory and other assets	0.5	0.5
Total deferred tax liabilities	32.7	28.3
Deferred tax assets:		
Regulatory and other liabilities	1.9	2.0
Net deferred tax liability	\$ 30.8	\$ 26.3

4. Utility Plant

Our net utility plant consisted of the following (in millions):

	Annual Depreciation Rates (%)	December 31,	
		2025	2024
Transmission facilities	2.05 - 5.88	\$ 943.8	\$ 924.1
Intangible plant	20.00	1.0	1.0
General plant	2.05 - 20.00	0.9	0.8
Transmission plant - leased		0.1	0.6
Accumulated depreciation and amortization ⁽¹⁾		(656.2)	(655.4)
		289.6	271.1
Land		0.1	0.1
Construction work in progress		2.5	16.8
Net utility plant		\$ 292.2	\$ 288.0

(1) The composite weighted average depreciation rates for the years ended December 31, 2025 and 2024 were approximately 2.80% and 3.21%, respectively.

5. Related Party Transactions

Proprietary Capital

The following table reflects changes to our proprietary capital accounts resulting from distributions paid to our Member, as well as other changes in proprietary capital (in millions):

	Year Ended December 31,			
	2025		2024	
	Account 211	Account 216	Account 211	Account 216
Balance - Beginning of Year	\$ 295.9	\$ 1.7	\$ 305.9	\$ 1.6
Net Income	-	29.6	-	23.1
Transfer of net earnings from Account 216 ⁽¹⁾	29.8	(29.8)	23.0	(23.0)
Transfer from Account 236 ⁽¹⁾	4.5	-	3.4	-
Transfer from Account 186 ⁽¹⁾	4.0	-	2.9	-
Total Transfers	38.3	(29.8)	29.3	(23.0)
Distributions of pre-tax earnings	(38.3)	-	(29.3)	-
Distributions as return of capital	(12.4)	-	(23.1)	-
Total Distributions to Member	(50.7)	-	(52.4)	-
Capital contributions from Member	18.8	-	13.1	-
Balance - End of Year	\$ 302.3	\$ 1.5	\$ 295.9	\$ 1.7

(1) Settlements of these amounts are made within equity and are considered non-cash financing activities.

Affiliate Balances and Activities

We participate in KMI's cash management program, which matches the short-term cash surpluses and needs of participating affiliates, thus minimizing total borrowings from outside sources. KMI uses the cash management program to settle intercompany transactions between participating affiliates. As of December 31, 2025, and 2024, we had a note receivable from KMI of approximately \$12.3 million and \$11.5 million, respectively. The interest rate on this note is variable and was 3.9% and 4.7% as of December 31, 2025 and 2024, respectively. These amounts are included in Account 123 "Investments in Associated Companies" on our balance sheets.

The following table summarizes our other balance sheet affiliate balances (in millions):

Account		December 31,	
		2025	2024
146	Accounts receivable from associated companies	\$ 0.2	\$ -
174	Gas imbalances receivable from associated companies	8.2	4.1
186	Advance of deferred income taxes to Member	30.2	26.2
234	Accounts payable to associated companies	0.6	-
242	Gas imbalances payable to associated companies	5.5	2.1

We do not have employees and are managed and operated by KMI, who provides services to us. Under KMI policies, we reimburse KMI at cost for direct and indirect costs incurred on our behalf and allocated general and administrative costs. These costs are reflected, as appropriate, in the "Operation, maintenance and payroll tax expenses" and "Capitalized costs" lines in the table below.

The following table shows revenues and costs from our affiliates (in millions):

	Year Ended December 31,	
	2025	2024
Revenues ⁽¹⁾	\$ 6.6	\$ 8.0
Operation, maintenance, and payroll tax expenses	17.7	17.1
Capitalized costs	2.1	1.3

(1) Revenues from transportation service agreements with Colorado Interstate Gas Company, L.L.C. and KM Gas Marketing LLC.

We lease a compressor station from WYCO Development LLC. During each of the years ended December 31, 2025 and 2024, we expensed approximately \$0.5 million under this lease.

KMI and substantially all of its wholly owned domestic subsidiaries, including us, are a party to a cross guarantee agreement whereby each party to the agreement unconditionally guarantees, jointly and severally, the payment of specified indebtedness of each other party to the agreement.

6. Rate and Regulatory Matters

Regulatory Assets and Liabilities

As of December 31, 2025, the regulatory assets are subject to recovery in our rates, over a period of approximately one year to 15 years. Below are the details of our regulatory assets and liabilities (in millions):

	December 31,	
	2025	2024
Regulatory assets (Account 182.3)		
Taxes on capitalized funds used during construction	\$ 1.8	\$ 1.7
Other	1.6	1.5
Total regulatory assets ⁽¹⁾	\$ 3.4	\$ 3.2
Regulatory liabilities (Account 254)		
Income tax related	\$ 8.6	\$ 9.1
Difference between gas retained and gas consumed in operations	2.0	1.1
Other	0.1	0.1
Total regulatory liabilities	\$ 10.7	\$ 10.3

(1) Assets recoverable without earning a return.

Our significant regulatory assets and liabilities include:

Taxes on capitalized funds used during construction. Amounts represent the deferred income taxes on AFUDC equity funds. These amounts are recoverable in our tariff rates over the depreciable lives of the assets to which they apply.

Income tax related. Amounts represent the anticipated return to ratepayers of deferred income taxes as a result of the Tax Cuts and Jobs Act of 2017, which lowered the U.S. federal corporate income tax rate from 35% to 21% effective January 1, 2018. These amounts are amortized to Account 411.1 "Provision for Deferred Income Taxes – Credit" over the remaining depreciable lives of the assets to which they apply.

Difference between gas retained and gas consumed in operations. Amounts reflect the value of the difference between the quantity of gas retained for fuel and lost and unaccounted for (L&U) and the quantity of gas consumed and L&U experienced in our operations. Pursuant to our tariff, the quantities associated with these amounts are expected to be recovered from or returned to our customers in subsequent periods. On a periodic basis, we file reports with the FERC detailing our volumetric fuel and L&U reimbursement activity and establishing prospective fuel and L&U retention rates. Volumetric over- or under-collections of fuel and L&U quantities from prior periods are trued up through either an addition or reduction to the prospective fuel and L&U retention rates.

For each of the years ended December 31, 2025 and 2024, we recorded a net regulatory expense of \$0.9 million related to our fuel and L&U activity.

7. Commitments

We have contractual obligations for transportation services totaling \$69.6 million as of December 31, 2025. Our annual obligations under these agreements are \$9.2 million in 2026, \$9.1 million in 2027, \$9.1 million in 2028, \$8.8 million in 2029, \$8.7 million in 2030 and \$24.7 million in total thereafter.

8. Recent Accounting Pronouncement

ASU No. 2025-06

On September 18, 2025, the Financial Accounting Standards Board issued ASU No. 2025-06, "*Intangibles—Goodwill and Other—Internal-Use Software (Subtopic 350-40): Targeted Improvements to the Accounting for Internal-Use Software.*" This ASU modernizes the accounting guidance for the costs to develop software for internal use by removing outdated stage-based cost capitalization rules and replacing them with a probability-based cost-capitalization framework that aligns better with current software development methods. This ASU will be effective for annual periods beginning after December 15, 2027, for interim reporting periods beginning within those annual periods, and early adoption is permitted. Management is currently evaluating this ASU to determine its impact on the Company's financial statements.

WYOMING INTERSTATE COMPANY, L.L.C.
STATEMENT O

WYOMING INTERSTATE COMPANY, L.L.C.

DESCRIPTION OF COMPANY OPERATIONS

Wyoming Interstate Company, L.L.C. ("WIC") is a natural gas company engaged in open-access transportation. WIC is a limited liability company organized and existing under the laws of the State of Delaware. WIC maintains its principle place of business in Colorado Springs, Colorado and is engaged solely in the business of transporting natural gas in the states of Wyoming, Utah and Colorado. WIC is an indirect, wholly-owned subsidiary of Kinder Morgan, Inc. ("KMI"), and is managed and operated by KMI.

The WIC pipeline system consists of four interrelated pipelines: the Mainline System, the Medicine Bow System, the Kanda Lateral and the Piceance Lateral. Overall, the system supports transportation across Wyoming between the Opal and Cheyenne Hub areas. Transport received or delivered to the Opal area are through Questar's Overthrust pipeline. The three main WIC supply laterals reach into Utah (Uinta Basin), Colorado (Piceance Basin) and Wyoming (Powder River Basin) to transport natural gas to the mainline markets.

As of December 31, 2025, WIC's interstate system was comprised of approximately 853 miles of main and branch transmission pipelines and 115,226 horsepower of compression (available).

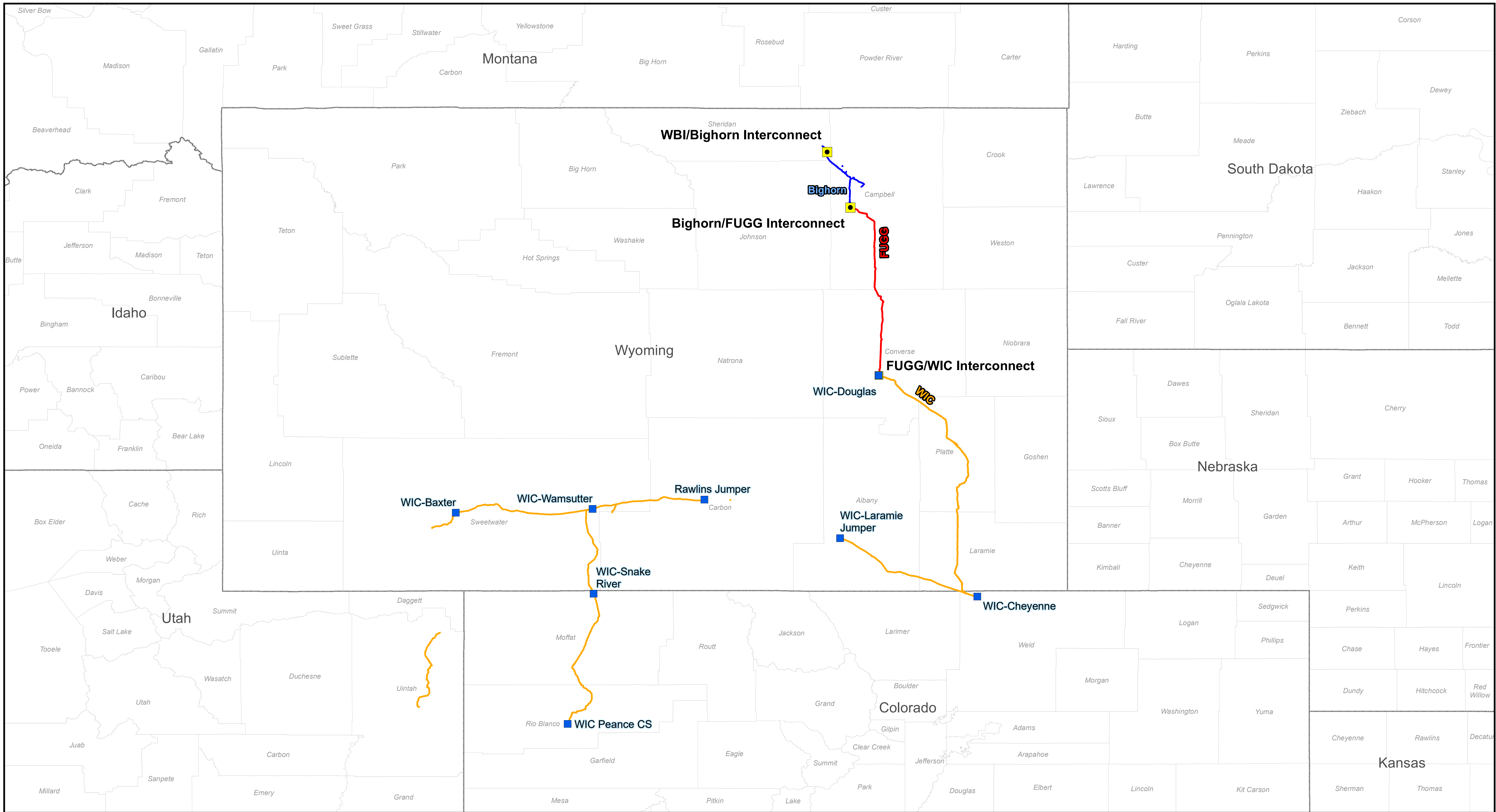
**Wyoming Interstate Company, L.L.C.
Cost and Revenue Study
Pursuant to S&A in Docket No. RP22-823-000
Statement O
For the Twelve Months Ending December 31, 2025**

**Docket No. RP22-823-00_
Statement O
Page 2 of 11**

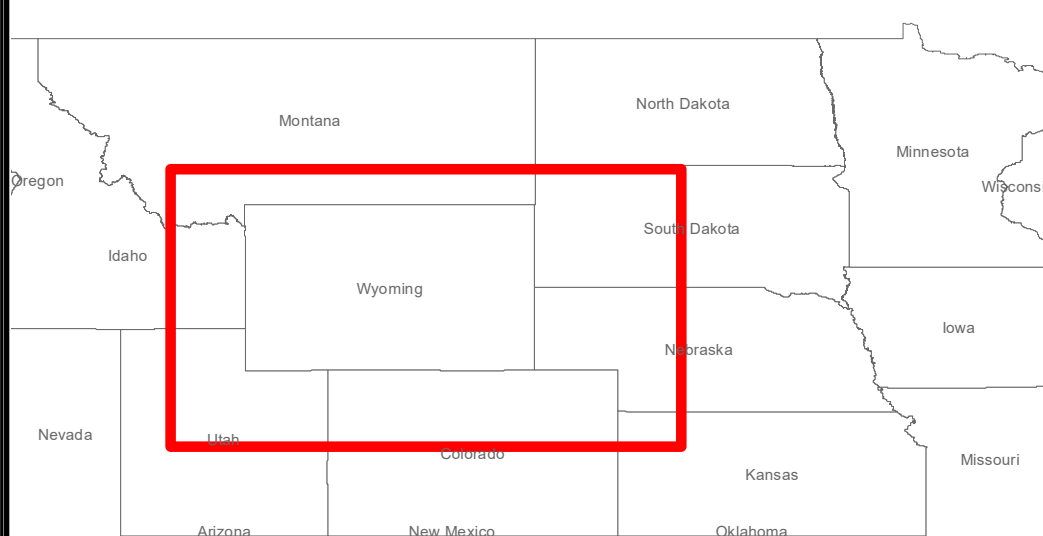
WYOMING INTERSTATE COMPANY, L.L.C.

DETAILED SYSTEM MAP

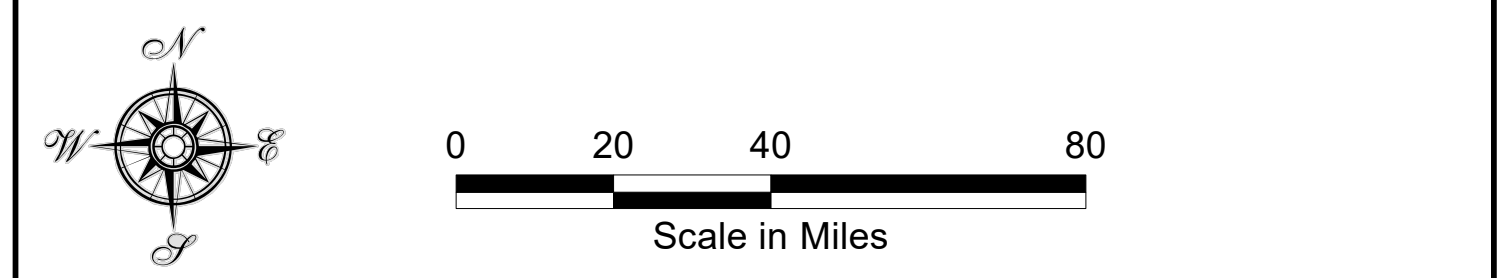
A detailed system map showing WIC's pipeline system is provided herein.



Site Location



- Wyoming Interstate Company, L.L.C. (WIC)
- Fort Union Gas Gathering, L.L.C. (FUGG) (Leased Capacity)
- Bighorn Gas Gathering, L.L.C. (Bighorn) (Leased Capacity)
- Compressor Stations
- Interconnect



KINDER MORGAN
 Wyoming Interstate Company, L.L.C.
 Statement of System Map
 Docket No. RP22-823-00

Date: 3/4/2026

Wyoming Interstate Company, L.L.C.
Cost and Revenue Study
Pursuant to S&A in Docket No. RP22-823-000
Statement O
For the Twelve Months Ending December 31, 2025

Docket No. RP22-823-00_
Statement O
Page 3 of 11

WYOMING INTERSTATE COMPANY, L.L.C.

Major Expansion and Abandonment Certificates
Issued Since Wyoming Interstate Company, L.L.C.'s
Last General Rate Case
In Docket No. RP17-302-000

Docket No. CP18-117-000
WIC Cheyenne CS Expansion Project

On March 15, 2018, WIC filed a prior notice request pursuant to sections 157.205, 157.208(b) and 157.210 of the Commission’s regulations under the Natural Gas Act (“NGA”) for its WIC Cheyenne Compressor Station Expansion Project (“Project”) located in Weld County, Colorado. As a part of the Project, WIC converted an existing spare compressor unit to active mainline service and undertook various plant yard piping modifications that increased WIC Cheyenne Compressor Station’s capability by 2,700 horsepower. The project allowed WIC to provide Colorado Interstate Gas Company, LLC (“CIG”) 222,000 dekatherms per day of firm transportation service from the Flying Hawk Interconnect to the Thunder Chief and Dullknife Interconnects all located inside the Cheyenne Hub. WIC placed the facilities into service on December 11, 2018. The cost of the project facilities was \$3,495,744.

Docket No. CP22-508-000
Bakken Leased Capacity Project

On March 9, 2023, the Commission granted WIC a certificate of public convenience and necessity authorizing it to lease capacity from Fort Union Gas Gathering, L.L.C. (“FUGG”), and Bighorn Gas Gathering, L.L.C. (“Bighorn”). Specifically, WIC was authorized to lease 92,000 dekatherms (Dth) per day of natural gas transportation capacity on the FUGG and Bighorn systems. WIC’s lease of capacity from FUGG and Bighorn became effective on November 3, 2023 and allows WIC to provide firm transportation service from an interconnect between WBI Energy and Bighorn in Sheridan County, Wyoming to the Fort Union/WIC Interconnect, located on WIC’s Medicine Bow Lateral in Converse County, Wyoming. WIC then continues the firm transportation of such gas on its Medicine Bow system to the Cheyenne Hub in Weld County, Colorado. This lease arrangement permits WIC to provide firm transportation service to ONEOK Rockies Midstream LLC.

Docket No. CP23-14-000
WIC Diamond Mountain CS Abandonment

On June 12, 2023, the Commission issued an order approving the abandonment. in place, of the Diamond Mountain Compressor Station located on WIC's 24-inch diameter Kanda Lateral in Uintah County, Utah. Specifically, the abandonment of the Diamond Mountain Compressor Station was comprised of two (2) Solar Taurus 70 compressor units, totaling 20,604 ISO horsepower and appurtenant facilities. WIC completed all abandonment activities associated with the Project on September 13, 2023.

Docket No. CP23-59-000
Powder River MAOP Reduction

In a joint application filed in Docket No. CP23-59-000 on February 15, 2023 by Colorado Interstate Gas Company, L.L.C (CIG) and Wyoming Interstate Company, L.L.C. (WIC), CIG sought certificate authorization to reduce the maximum allowable operating pressure of its 16-inch-diameter Powder River Lateral (Line No. 72A) located in Albany and Converse Counties, Wyoming from 1,015 pounds per square inch gauge (psig) to 200 psig. Concurrently, WIC sought permission to terminate and abandon an existing capacity lease arrangement with CIG that provided WIC 49,000 Dth per day of capacity on Line No. 72A. After a certificate order was issued on August 1, 2023, WIC abandoned the leased capacity effective October 1, 2023.

Docket No. CP23-545-000
Bakken xPress Project

On October 17, 2024, the Commission issued an order authorizing WIC to lease 300,000 Dth per day of capacity on Fort Union Gas Gathering, L.L.C. (FUGG), Bison Pipeline LLC (Bison) and Northern Border Pipeline Company (Northern Border). The leasing of capacity on FUGG, Bison and Northern Border will allow WIC to provide firm transportation service from receipt points in McKenzie and Williams Counties, North Dakota on Northern Border's system, via Bison's system, to the Fort Union/WIC Interconnect, located on WIC's Medicine Bow Lateral in Converse County, Wyoming. WIC will continue the firm transportation service on its system to the Cheyenne Hub in Weld County, Colorado. This lease arrangement will allow WIC to provide firm transportation service to Hess Trading Corporation and ONEOK Rockies Midstream, LLC. The leased capacity arrangement is anticipated to become effective during the second quarter of 2026.

Docket No. CP24-20-000
Cheyenne to Piceance Expansion

On November 29, 2023, WIC filed a prior notice application pursuant to Sections 157.205, 157.208(b) and 157.210 of the Commission's regulations under the NGA to replace the compressor associated with Unit No. 1 to and install other associated appurtenant facilities at its existing WIC Wamsutter Compressor Station in Sweetwater County, Wyoming. These modifications were designed to generate approximately 180,000 Dth/d of additional east to west firm transportation capacity from the Cheyenne Hub area to western points on WIC's mainline (Line 124A). The project facilities were placed into service on September 30, 2025 with an estimated project cost of approximately \$31.5 million. The new capacity allows WIC to provide firm transportation service to Citadel Energy Marketing, LLC.

Wyoming Interstate Company, L.L.C.
Cost and Revenue Study
Pursuant to S&A in Docket No. RP22-823-000
Statement O
For the Twelve Months Ending December 31, 2025

Docket No. RP22-823-00_
Statement O
Page 7 of 11

WYOMING INTERSTATE COMPANY, L.L.C.
DESCRIPTION OF SYSTEM DESIGN AND OPERATION

SYSTEM DESIGN

Equations

For pipeline flow calculations, WIC utilizes the Fundamental Flow Equation shown on page 9 of 10 of this document. This equation is one of the available flow equations used in DNV GL's Synergi Gas version 4.9.5, Steady State Network Simulation software package. Synergi Gas is a registered trademark of DNV GL.

Compressor horsepower requirements are calculated using the equations presented on page 10 of 10 of this document.

Procedures

WIC's system designs are based on the assumption that all shippers will take their total Contract Demand volumes on the same day. The scheduled receipts and deliveries are assumed to be uniform throughout the entire year, and the system is designed to transport the full Contract Demand at all times.

Conjunctive Billing

The use of conjunctive billing presently has no effect on WIC's system design or operation because each shipper in WIC has only one delivery point. Therefore, conjunctive billing does not apply.

SYSTEM OPERATIONS

WIC Pipeline System

The WIC pipeline system is comprised of the WIC mainline and supply laterals. Overall, the system supports transportation across Wyoming between the Opal and Cheyenne Hub areas. Transport received or delivered to the Opal area are through Questar's Overthrust pipeline. The three main WIC supply laterals reach into Utah (Uinta Basin), Colorado (Piceance Basin) and Wyoming (Powder River Basin) to transport natural gas to the mainline markets.

WIC Mainline

The WIC mainline was originally designed to flow natural gas primarily from West to East. Transportation is received on the West end of the WIC pipeline from the Overthrust Pipeline located in the Rock Springs, Wyoming area. There are various other supply points and laterals along the mainline towards the east. Primary delivery points are at the East end in the Cheyenne area, and include interconnects with Trailblazer Pipeline Company, L.L.C., Cheyenne Plains Gas Pipeline Company, L.L.C., CIG, Public Service Company of Colorado, and Tallgrass Interstate Gas Transmission, L.L.C.

East to west flow is available from the Cheyenne Hub area, westbound, and is delivered into Overthrust or REX pipelines. The second path from the Wamsutter, Wyoming area, mainly from the Piceance Lateral, is delivered to the Overthrust Pipeline in the Rock Springs, Wyoming area. The two paths allow for optimization of WIC's compression facilities to maximize overall East to West throughput.

WIC – Basin Supply Laterals

Medicine Bow Laterals (Powder River Basin): Transportation is received in the Douglas, Wyoming area and delivered to the Cheyenne area pipelines.

Piceance Lateral (Piceance Basin): Transportation is received in the Greasewood / Meeker Hub area and transported to the WIC mainline at the Wamsutter area.

Kanda Lateral (Uinta Basin): Transport is received at the Natural Buttes area, south of Vernal, Utah, and is delivered to the WIC mainline and Overthrust Pipeline at the Kanda area located near Rock Springs, Wyoming.

The WIC system transport volumes as tendered by the shippers and system operations are dictated by the daily transport requirements of the shippers.

WYOMING INTERSTATE COMPANY, LTD.

Pipeline Flow Equations

FUNDAMENTAL FLOW EQUATION (FM)

The Fundamental Flow Equation, which describes the flow of natural gas in pipelines including the effect of elevation changes, is as follows:

$$Q = 77.54 \frac{T_b}{P_b} D^{2.5} e \left[\frac{P_1^2 - P_2^2 - \frac{0.0375G(h_2 - h_1)P_a^2}{ZT_a}}{GT_a L Z f} \right]^{0.5}$$

where

- Q = Gas flow in CF/d
- P_b = Pressure base, p.s.i.a.
- T_b = Base temperature, °R
- D = Internal pipe diameter, inches
- e = Efficiency factor (Dimensionless = 1)
- P_1 = Inlet pressure, p.s.i.a.
- P_2 = Outlet pressure, p.s.i.a.
- G = Specific gravity
- Z = Gas compressibility factor,
- h_2-h_1 = Change in elevation, feet
- L = Length of pipeline, miles
- P_a = Average pressure, p.s.i.a. ($2/3[P_1+P_2 - P_1P_2 / (P_1+P_2)]$)
- T_a = Average design gas-flowing temperature of 50°F for laterals and 60°F for the mainline
- f = Friction factor

The friction factor is calculated using the Colebrook-White Friction Factor Equation:

$$\frac{1}{\sqrt{f}} = -2 \log \left(\frac{k}{3.7d} + \frac{2.51}{Re\sqrt{f}} \right)$$

where

- k = Roughness, inches (1,000 micro inches -- for the WIC mainline and Powder River lines) (750 micro inches for laterals)
- d = Internal pipe diameter, inches

WYOMING INTERSTATE COMPANY, LTD.

Compressor Horsepower Flow Equations

CENTRIFUGAL or RECIPROCATING COMPRESSORS

WIC has used Synergi’s “Actual Horsepower Equation in the Theoretical Form (HP)” to model compression. Compressor performance estimated by the network simulator is verified with performance curves supplied by the compressor manufacturers. The equation is:

$$HP = QZ \left[K_1 \left(\frac{P_d}{P_s} \right)^{K_3} - K_2 \right] \left(\frac{T}{T_b} \right)$$

where

- HP = Horsepower
- Q = Flow (MMscf/d)
- T_b = Base temperature (°R)
- T = Flowing temperature (°R)
- Z = Suction compressibility (dimensionless)
- P_d = Discharge pressure (p.s.i.a.)
- P_s = Suction pressure (p.s.i.a.)
- K_1 = Arbitrary constant (HP/MMcfd)
- K_2 = Arbitrary constant (HP/MMcfd)
- K_3 = Arbitrary constant

Compression facilities have been derated for elevation and ambient temperature and constants K_1 and K_2 of the theoretical equation were adjusted to match the manufacturer’s performance data.