

# Storage

Transportation/Storage Services  
Tennessee Gas Pipeline



# Storage

---

## Storage Pins

460018 Northern  
460017 Bear Creek  
460020 Portland-PA  
460025 Portland-MA

- One PIN is used for both Injection and Withdrawal (transaction type)
- Nominations are at the PIN utilizing existing or released storage contracts
- Authorized overrun injection or withdrawal nominations are a separate transaction type
- Buy or sell nominations can be utilized at storage PINS
- Storage swing option and swing on storage are available
- Injection fuel percentages and storage rates are updated with tariff changes

# Storage Transfers-Online

---

- Storage transfers are online
  - Customer entered transfers can be processed prior to or on the effective gas day only
  - Any storage transfer change/addition of a prior effective date during the current month must be requested by email to the storage transfer mailbox [tgpstoragtransfers@kindermorgan.com](mailto:tgpstoragtransfers@kindermorgan.com)
  - No prior month transfers are allowed
  - Storage transfer rules between service points and types of contracts are validated when entering the storage transfers
  - Storage transfers can be viewed in Flowing Gas Storage Information after completion
- Storage Transfers involve the following parties
  - An initiating party - Either party can initiate the storage transfer
    - **Valid storage contract numbers for both parties are needed before entry**
  - A confirming party – After the initiating party enters the storage transfer, an email will be systematically sent to the confirming party
  - The confirming party will confirm the storage transfer
- Both parties need to set up the email notification for storage transfers prior to entering or confirming the transfers on-line

# Storage

---

## **In DART Preferences**

### **User Preferences**

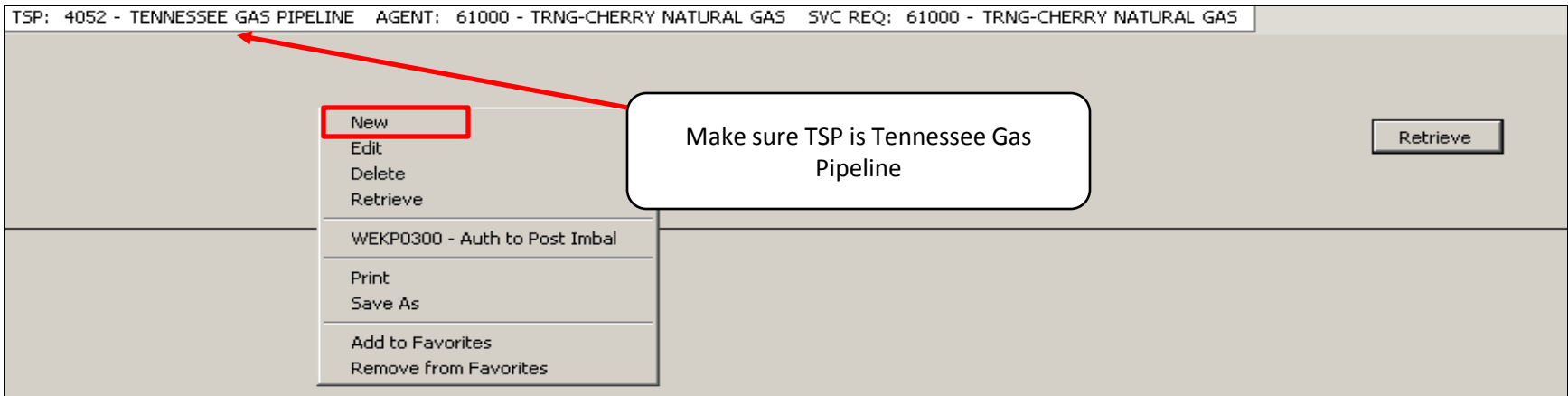
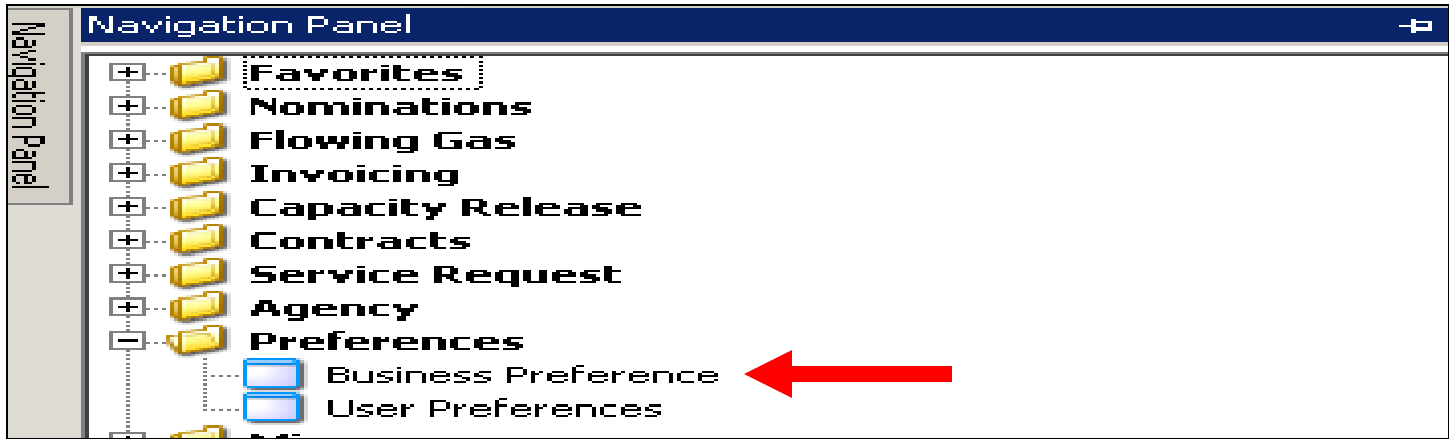
- Set default pipeline to Tennessee Gas Pipeline

### **Business Preferences**

- Set up email notification for storage transfer
  - If the email is not set up for the confirming party, the transfer will remain in error status until that party sets up their email. Once a valid email is found, the transfer can be saved and submitted.
  - An email will be sent to the primary contact if there is a transfer to confirm, or a transfer has been rejected by the confirming party
  - An email will not be sent if the transfer is between two contracts for the same GID, or agented GID's

# Business Preference

- Set up Email Notifications



- Right mouse click and press "New"

# Business Preference

## – Set up Email Notifications

TSP: 4052 - TENNESSEE GAS PIPELINE AGENT: 61000 - TRNG-CHERRY NATURAL GAS SVC REQ: 61000 - TRNG-CHERRY NATURAL GAS

**Add Screen**

**Business Function:** ROFR NOTICES **Contact Role:** Primary

**Contact Name:** CAP REL BIDS

**Email Address:** CAP REL OFFERS

**Confirm Email:** IMBAL TRD/STOR TRANS

**Office Phone#:** INVOICES

**Pager#:** IOS POSTING NOTICES

**Title:** LDC Report

**Delivery Preference:** NOMINATIONS\*

NOTICES CRITICAL

NOTICES CUT

NOTICES INTRADAY BUMP

NOTICES NON-CRITICAL

RECALL EMAIL NOTICES

ROFR NOTICES

**After Hours Phone#:** ( ) -

**Fax#:** ( ) -

**Mobile#:** ( ) -

Save

Clear

Close

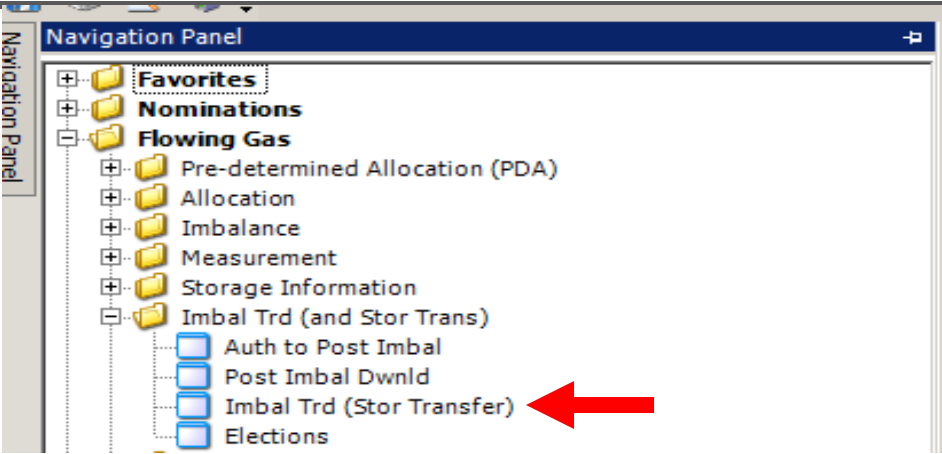
Print Preview

Print

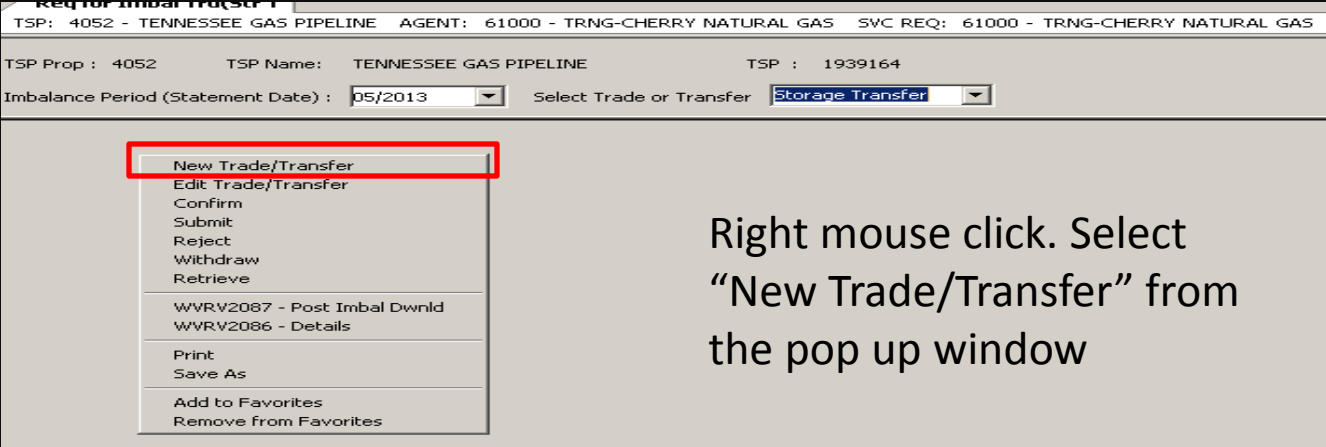
Retrieve

- Click the drop down box for “Business Function” and pick the “Imbal Trd/Stor Trans” category to receive this type of email notice
- Input the contact information for each applicable category  
Click the “Save” button and the “Close” button

# Storage Transfer



- Navigate to “Flowing Gas/Imbal Trd (and Stor Trans)” Choose Imbal Trd (Stor Transfer) and retrieve
- Imbalance Period (Statement Date) can only be changed to previous month
- Imbalance Period (Statement Date) defaults to the current DART accounting period



Right mouse click. Select “New Trade/Transfer” from the pop up window

# Storage Transfer - Initiating Party (continued)

Section A

Section B

**NAESB Request for Imbalance Trade/Confirmation and Imbalance Trade Notification (and Storage Transfers)**

TSP Prop : 4052      TSP Name: TENNESSEE GAS PIPELINE      TSP : 1939164

---

**Operational Impact (Trade Type / Storage Transfer Info)**

OIA-Init Trdr :

K-Init Trdr :   
(Initiating Trdr/Transferor Ctrct)

Loc-Init Trdr Prop :   
(Initiating Trdr/Transferor Storage Loc)

Loc-Init Trdr Name :

Loc-Init Trdr :

K-Conf Trdr :   
(Confirming Trdr/Transferee Ctrct)

Loc-Conf Trdr Prop :   
(Confirming Trdr/Transferee Storage)

Loc-Conf Trdr Name :

Loc-Conf Trdr :

---

**Imbalance Trade / Storage Transfer - Initiator (Initiating Trdr/Transferor Info)**

K Holder - Init Trdr Prop :   
(Initiating Trdr/Transferor ID)

K Holder-Init Trdr Name :

K Holder - Init Trdr :

Init Trdr Prop :   
(Initiating Trdr/Transferor Agent's Id)

Init Trdr Name :

Init Trdr :

Init Trdr Contact :

Init Trdr Phone :

Init Trdr E-mail :

Imbl Per-Init Trdr :   
(Stmt Date)

Flow Period-Initiating Trader :   
(Prod Date)

---

**Imbalance Trade / Storage Transfer - Confirmer (Confirming Trdr/Transferee Info)**

K Holder -Conf Trdr Prop :   
(Confirming Trdr/Transferee ID)

K Holder-Conf Trdr Name :

K Holder-Conf Trdr :

Conf Trdr Prop :   
(Confirming Trdr/Transferee Agent's Id)

Conf Trdr Name :

Conf Trdr :

Conf Trdr Contact :

Conf Trdr Phone :

Conf Trdr Email :

Imbl Per-Conf Trdr :   
(Stmt Date)

Flow Period-Confirming Trader :   
(Prod Date)

---

**Transaction(Trade / Transfer Quantity and Direction)**

Trd Qty Req :   
(Trdr/Transfer Quantity)

Trd Qty Approved :

Trade Fuel Qty :   
(Trdr/Transfer Fuel Retention Qty)

Status :

Submitted Date :

Imb Trd Dir Desc :  From Init Trdr (Qty coming from Init Trdr)  
(Trade/Transfer Direction)

To Init Trdr (Qty going to Init Trdr)

Error/Warnings :

Upon successful confirmation of your storage transfer, please notify

- System displays the “NAESB Request for Imbalance Trade/Confirmation and Imbalance Trade Notification (and Storage Transfers)
- The Initiating Party enters the storage transfer information



# Storage Transfer - Initiating Party (Section A)

**NAESB Request for Imbalance Trade/Confirmation and Imbalance Trade Notification (and Storage Transfer)**

TSP Prop : 4052      TSP Name: TENNESSEE GAS PIPELINE      TSP : 1939164

---

**Operational Impact (Trade Type / Storage Transfer Info)**

OIA-Init Trdr :

K-Init Trdr :   
(Initiating Trdr/Transferor Ctrct)

Loc-Init Trdr Prop :   
(Initiating Trdr/Transferor Storage Loc)

Loc-Init Trdr Name :

Loc-Init Trdr :

K-Conf Trdr :   
(Confirming Trdr/Transferee Ctrct)

Loc-Conf Trdr Prop :   
(Confirming Trdr/Transferee Storage)

Loc-Conf Trdr Name :

Loc-Conf Trdr :

---

**Imbalance Trade / Storage Transfer - Initiator (Initiating Trdr/Transferor Info)**

K Holder - Init Trdr Prop :   
(Initiating Trdr/Transferor ID)

K Holder-Init Trdr Name :

K Holder - Init Trdr : 78790103

Init Trdr Prop :   
(Initiating Trdr/Transferor Agent's Id)

Init Trdr Name :

Init Trdr : 78790103

Init Trdr Contact :

Init Trdr Phone :

Init Trdr E-mail :

Imbl Per-Init Trdr :   
(Stmt Date)

Flow Period-Initiating Trader :   
(Prod Date)

Section  
A

- “OIA-Int Trdr” – select the “Svc Req/Svc ReqK/Loc to Svc Req/Svc Reqk/Loc(Storage Transfer) **This is the second to last choice in the drop down box**
- “K-Int Trdr” – enter the Initiator’s Storage Contract number
- “Loc-Init Trdr Prop” – No need to enter-the field auto populates upon save
  - The PIN will be the same for both the Initiating Party and the Confirming Party
- “K-Conf Trdr” – enter the Confirming party’s storage contract number
- “Loc-Conf Trdr Prop” – No need to enter-the field auto populates upon save
- “Flow Period-Initiating Trader (Prod Date)” – select the transfer effective date

# Storage Transfer - Initiating Party (Section B)

**Imbalance Trade / Storage Transfer - Confirmer (Confirming Trdr/Transferee Info)**

K Holder -Conf Trdr Prop : (Confirming Trdr/Transferee ID)	<input type="text"/>	K Holder-Conf Trdr Name :	<input type="text"/>	K Holder-Conf Trdr :	<input type="text"/>
Conf Trdr Prop: (Confirming Trdr/Transferee Agent's Id)	<input type="text"/>	Conf Trdr Name :	<input type="text"/>	Conf Trdr :	<input type="text"/>
Conf Trdr Contact :	<input type="text"/>	Conf Trdr Phone :	<input type="text"/>	Conf Trdr Email :	<input type="text"/>
Imbl Per-Conf Trdr : (Stmt Date)	<input type="text" value="10/1/2016"/>	Flow Period-Confirming Trader : (Prod Date)	<input type="text" value="9/ 1/2016"/>		

---

**Transaction(Trade / Transfer Quantity and Direction)**

Trd Qty Req : (Trdr/Transfer Quantity)	<input type="text"/>	Trd Qty Approved :	<input type="text"/>		
Trade Fuel Qty : (Trdr/Transfer Fuel Retention Qty)	<input type="text"/>	Status :	<input type="text"/>	Submitted Date :	<input type="text"/>
Imb Trd Dir Desc: (Trade/Transfer Direction)	<input checked="" type="radio"/> From Init Trdr (Qty coming from Init Trdr) <input type="radio"/> To Init Trdr (Qty going to Init Trdr)		Error/Warnings :	<input type="button" value="No Errors"/>	
External Comments :	<input type="text"/>		Upon successful confirmation of your storage transfer, please notify your Account Director for pipeline analysis.		
Tsp Contact For Trades :	<input type="text"/>	Phone Number :	<input type="text"/>		
Tsp Contact For Transfers :	<input type="text"/>	Phone Number :	<input type="text"/>		

Section B

- “K Holder-Conf Trdr Prop” – Enter the Confirming party’s Global Identification (GID)
- “Flow Period-Confirming Trader (Prod Date)” – populates automatically
  - Should be the same date as the “Flow Period-Initiating Trader (Prod Date)” in the section A
- “Trd Qty Req” – enter the storage transfer volume
- “Imb Trd Dir Desc” – select the direction of the storage transfer
- “External Comments” - optional

# Storage Transfer - Initiating Party (continued)

**Transaction(Trade / Transfer Quantity and Direction)**

Trd Qty Req :  (Trdr/Transfer Quantity)      Trd Qty Approved :

Trade Fuel Qty :  (Trdr/Transfer Fuel Retention Qty)      Status :       Submitted Date :

Imb Trd Dir Desc:  From Init Trdr (Qty coming from Init Trdr)      Error/Warnings :   
 To Init Trdr (Qty going to Init Trdr)      Upon successful confirmation of your storage transfer, please notify your Account Director for pipeline analysis.

External Comments :       Internal Comments :

Tsp Contact For Trades :       Phone Number :

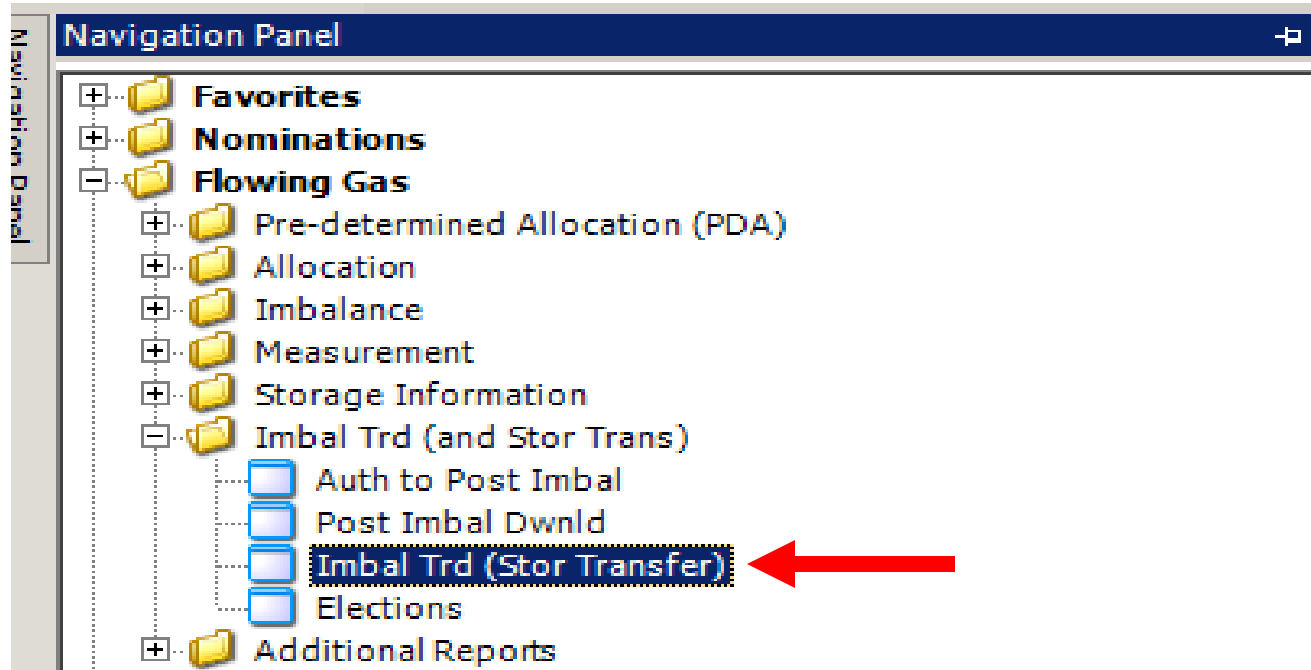
Tsp Contact For Transfers :       Phone Number :

WVRV2085

**Save**  
Submit  
Confirm  
Print  
Save As  
Add to Favorites  
Remove from Favorites

- “ Status” can be “Error, Draft, Needs Confirmation, or Notify Complete”
- Right mouse click and select “Save” from the pop up window.
  - If no error (box greyed out), the status will show “Draft” and “Data is refreshed” in the bottom box of the screen
  - Errors must be corrected, before the transfer can be submitted
- Right mouse click and select “Submit” from the pop up window
  - The status changes to “Needs Confirmation”
- Right mouse click and select “Confirm” if the Initiating and Confirming GID are the same

# Storage Transfer - Confirmation



- The Confirming Party will receive an email notice to confirm the storage transfer(s)
- Navigate to “ Imbal Trd (Stor Trans) to confirm the storage transfer

# Storage Transfer - Confirmation

TSP: 4052 - TENNESSEE GAS PIPELINE AGENT: 62300 - TRNG-MAHOAGANY POWER SVC REQ: 62300 - TRNG-MAHOAGANY POWER

TSP Prop : 4052 TSP Name: TENNESSEE GAS PIPELINE TSP : 1939164 Retrieve

Imbalance Period (Statement Date) : 05/2013 Select Trade or Transfer Trades and Transfer

Imb Period (Prod Date)	Init Kt	Init Location	Init Loc Prop	Trd Qty	Conf Kt	Conf Location	Conf Loc Prop	Trade Dir	Status	Status Date	Warnings
06/24/2013	300028-F5	125643	460018	100	300060-F5	125643	460018	FROM INIT TRD	Notify (Complete	06/21/2013 1	NO
06/23/2013	300028-F5	125643	460018	100	300060-F5	125643	460018	FROM INIT TRD	Needs Confirmati	06/21/2013 1	NO



- The “Imbalance Period (Statement Date)” defaults to the current DART accounting period
  - This will be the previous month if the transfer is effective in the first week of the new production month
- “Select Trade or Transfer” – the default is Trades and Transfers and will pull up both if applicable
- Select “Storage Transfer”
- Click the “Retrieve” button
- This screen can be reviewed at any time to see pending storage transfers
  - Statuses-Draft, Reject, Withdraw, Error, Needs Confirmation, Notify (Completed)

# Storage Transfer - Confirmation

Flow Period (Prod Date)	Init TSP	K-Init Trdr	Loc-Init Trdr	Trd Qty (Trade\Transfer)	Conf TSP	K-Conf Trdr	Loc-Conf Trdr	Imb Trd Dir (Trade/Transfer)	Status	Status Date	Warnings
11/07/2016	4052		460018	1,000	0		460018	FROM INIT TRDR	Needs Confirmation	11/07/201	NO

New Trade/Transfer
Edit Trade/Transfer
Confirm
Submit
Reject
Withdraw
Retrieve

- Select the contract with “Status” of “Needs Confirmation”
- Right mouse click. The confirming party can select the following options from the pop up window
  - Confirm
  - Reject
  - Or Withdraw (only if the Initiating and Confirming GID are the same)

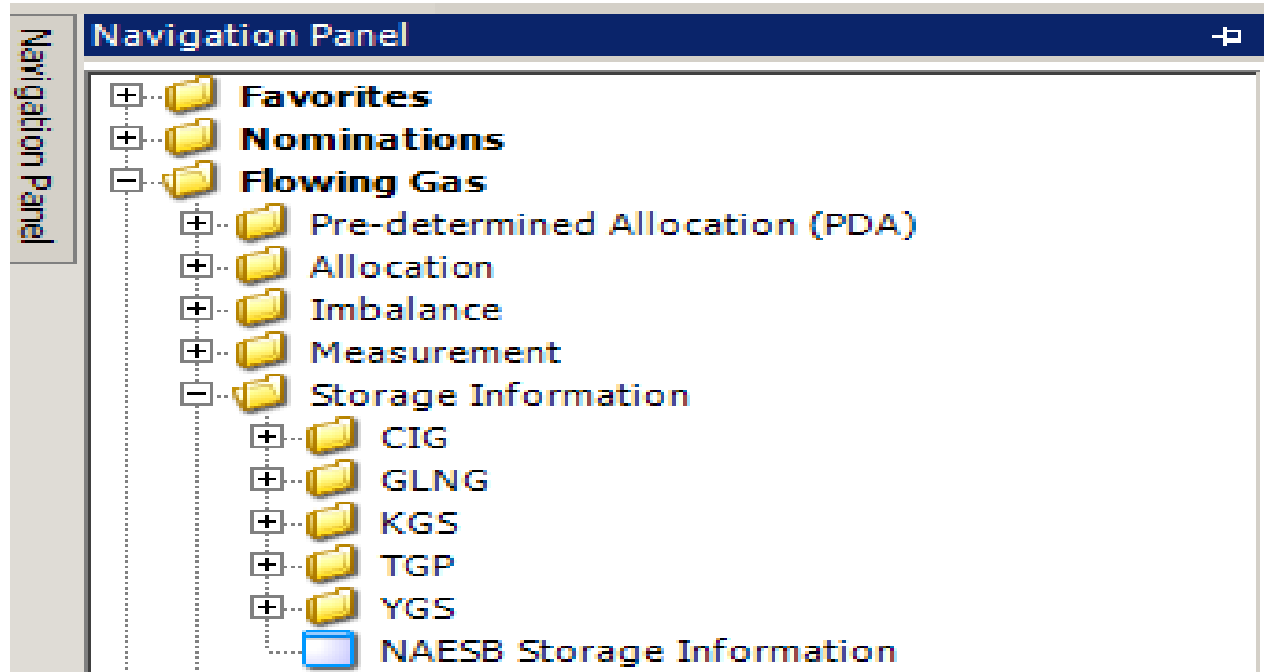
# Storage Transfer - Confirmation

TSP Prop : 4052      TSP Name: TENNESSEE GAS PIPELINE      TSP : 1939164											
Imbalance Period (Statement Date) : 10/2016      Select Trade or Transfer Trades and Transfer											
Flow Period (Prod Date) ▾	Init TSP ▾	K-Init Trdr ▾	Loc-Init Trdr ▾	Trd Qty (Trade\Transfer) ▾	Conf TSP ▾	K-Conf Trdr ▾	Loc-Conf Trdr ▾	Imb Trd Dir (Trade/Transfer) ▾	Status ▾	Status Date ▾	Warnings ▾

After the confirming party completes the appropriate action related to the transfer(s), the “Status” column will display the corresponding status

- For a Confirmed storage transfer, the status will display “Notify (Completed)”
- For a Rejected transfer, the status will display “Reject”
- For a Withdrawn storage transfer, the status will display “Withdrawal”

# Flowing Gas Storage Information



- Navigate to Flowing Gas Storage Information to review the storage contract details using the NAESB Storage information screen
- When the storage transfer is reflected on the screen, the transfer is processed in DART
- Any additional storage transfers, to that same contract, can now be entered online



# Flowing Gas - Storage Information

## NAESB Storage Information

TSP Prop: 4052	TSP Name: TENNESSEE GAS PIPELINE	TSP: 1939164
Svc Req Prop: 5111	Svc Req Name: <b>TIGER GAS</b>	Svc Req: 6955587
Contact Name: Scheduling Hotline	Contact Phone: (713) 420-4999	
Report Date/Time: 9/16/2013 8:55:40 AM	Beg Date: 9/1/2013 End Date: 9/15/2013	Report Type: RTA
Svc Req K: <b>123-FSMATGP</b>	Crct Type: SFO	Svc Type: FSMA
Views: <input checked="" type="radio"/> Production <input type="radio"/> Statement		<input type="button" value="Retrieve"/>

Effective Start Date	Effective End Date	Maximum Available Daily Withdrawal Qty (MDQ)	Maximum Storage Capacity	Contract MDIQ	Contract MDWQ
09/01/2013	10/31/2014	12,775	912,619	6,084	12,775

Total	Beginning Balance	TT Desc: Storage Injection	Fuel Qty	TT Desc: Storage Withdrawal	Current Month Balance	TT Desc: Storage Inventory Transfer	Ending Storage Balance
	688,572	18,229	(266)	27,620	678,915	0	678,915

Day	Beginning Balance	TT Desc: Storage Injection	Fuel Qty	TT Desc: Storage Withdrawal	Current Month Balance	TT Desc: Storage Inventory Transfer	Ending Storage Balance
1	688,572	0	0	0	688,572	0	688,572
2	688,572	0	0	0	688,572	0	688,572
3	688,572	0	0	0	688,572	0	688,572
4	688,572	0	0	0	688,572	0	688,572
5	688,572	0	0	0	688,572	0	688,572

Contract Information

- Contract information will show releases (if any) by effective date
- Storage transactions will update as nominated or transferred
- Review and monitor storage balances on this screen