

Imbalance Trades

Transportation/Storage Services
Tennessee Gas Pipeline



IMBALANCE TRADES-Tennessee Gas Pipeline

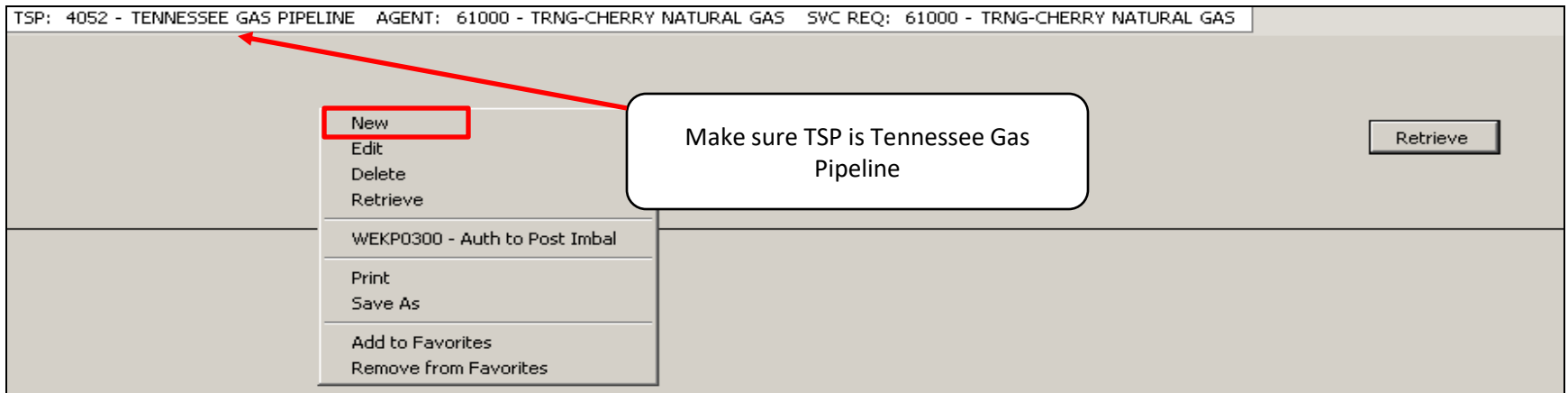
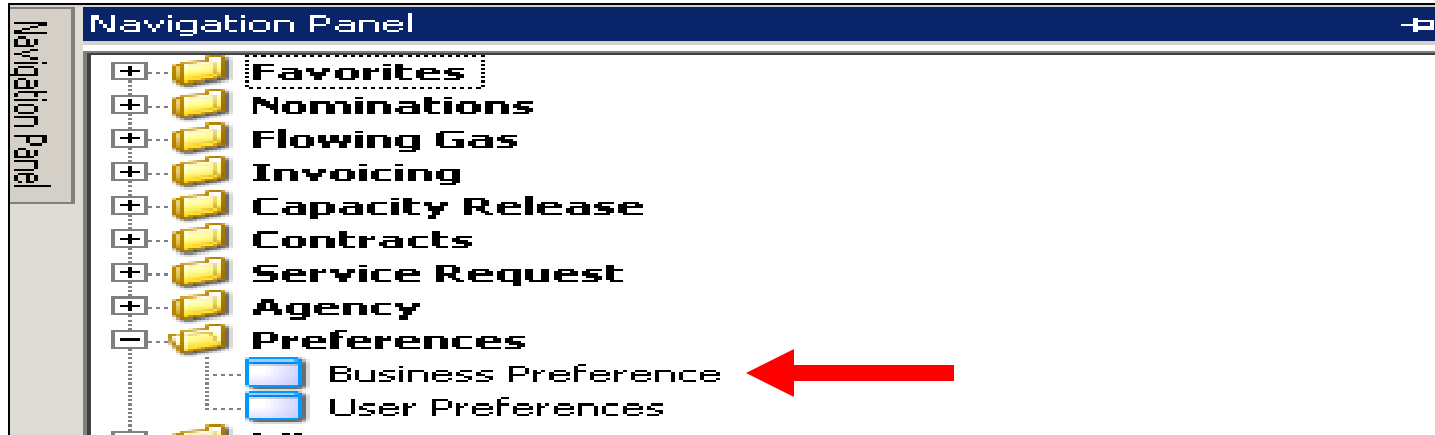
- Trades are allowed on the following types of contracts: LMMA, LMPA, SA, and transportation
- Balancing parties are allowed to trade offsetting imbalances prior to cash out settlement and invoicing
- Trades may be done within seventeen business days following the month the imbalance occurred
- Traded imbalances on LMS-PA, LMS-MA, and SA can be within the same zone/leg
- Trades across zone/leg require a transportation contract. Transportation commodity and fuel will be charged
- Trades cannot exceed the existing imbalance, but can reduce the imbalance to zero
- Trades will not be accepted that change the direction of the imbalance
- A trade confirming party can confirm or reject the trade
- Imbalances may be posted to the EBB to solicit trades but is not required

IMBALANCE TRADES-Tennessee Gas Pipeline

- “Authorization to Post” is the DART feature that allows the customer to authorize their imbalances to post from that date forward
- Imbalances can be viewed for 90 days (effective month and two prior) from both the portal page of DART and within DART
- Retroactive trades are not allowed (periods prior to the current trade month)
- Imbalance trades will be entered online in DART
- The initiating trade party can withdraw the trade prior to submit
- A trade confirming party can confirm or reject the trade
- All trades will be reviewed and approved by Tennessee Gas Pipeline
- Once approved, the imbalance will be adjusted and reflected in the contractual imbalance screen the next day

Preferences/Business Preference

– Set up Contact Information



- Right mouse click and press “New”

Preferences/Business Preference

– Set up Contact Information

TSP: 4052 - TENNESSEE GAS PIPELINE AGENT: 61000 - TRNG-CHERRY NATURAL GAS SVC REQ: 61000 - TRNG-CHERRY NATURAL GAS

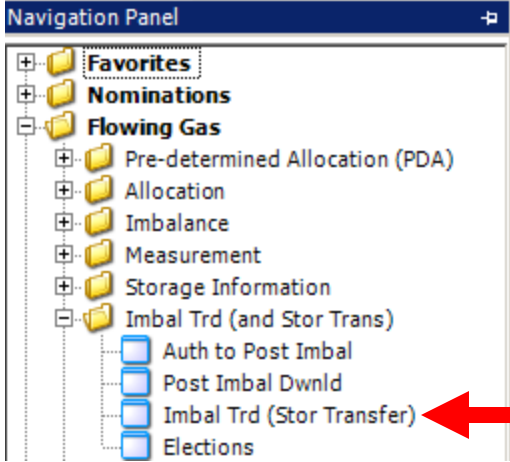
Add Screen [X]

Business Function:	ROFR NOTICES	Contact Role:	Primary	Save	Retrieve
Contact Name:	CAP REL BIDS			Clear	
Email Address:	CAP REL OFFERS			Close	
	IMBAL TRD/STOR TRANS			Print Preview	
	INVOICES			Print	
Confirm Email:	IOS POSTING NOTICES	After Hours Phone#:	() -		
	LDC Report	Fax#:	() -		
Office Phone#:	NOMINATIONS*	Mobile#:	() -		
	NOTICES CRITICAL				
Pager#:	NOTICES CUT				
	NOTICES INTRADAY BUMP				
Title:	NOTICES NON-CRITICAL				
	RECALL EMAIL NOTICES				
Delivery Preference:	ROFR NOTICES				

[]

- Click the drop down box for “Business Function” and pick the “Imbal Trd/Stor Trans” category
- Input the contact information (used for both the posted imbalances and email notification for confirming trades and storage transfers)
- Click the “Save” button and the “Close” button

Imbalance Trade



Navigate to Flowing Gas/Imbal Trd (and Stor Trans)
Choose Imbal Trd (Stor Transfer)

Right click and retrieve

Select New Trade/Transfer from the pop up window



Imbalance Trade – New Trade-Details

Section 1

Section 2

NAESB Request for Imbalance Trade/Confirmation and Imbalance Trade Notification (and Storage Transfers)

TSP Prop : 4052 TSP Name: TENNESSEE GAS PIPELINE TSP : 1939164 OIA : TGP

Imbalance Trade / Storage Transfer Info

Imb Type - Init Trdr (Storage Transfer) :

K-Init Trdr : (Initiating Trdr/Transferor Ctrct)

Loc-Init Trdr Prop : (Initiating Trdr/Transferor Storage Loc) Loc-Init Trdr Name : Loc-Init Trdr :

K-Conf Trdr : (Confirming Trdr/Transferee Ctrct)

Loc-Conf Trdr Prop : (Confirming Trdr/Transferee Storage) Loc-Conf Trdr Name : Loc-Conf Trdr :

Imbalance Trade / Storage Transfer - Initiator (Initiating Trdr/Transferor Info)

K Holder - Init Trdr Prop : (Initiating Trdr/Transferor ID) K Holder-Init Trdr Name : K Holder - Init Trdr : 129926408

Init Trdr Prop : (Initiating Trdr/Transferor Agent's Id) Init Trdr Name : Init Trdr : 129926408

Init Trdr Contact : Init Trdr Phone : Init Trdr E-mail :

Imbl Per-Init Trdr : (Stmt Date) Flow Period-Initiating Trader : (Prod Date)

This is the screen where the imbalance trade details are entered by the initiating party Details of all sections continue on the next pages

Imbalance Trade – Details-Section 1

- “K-Init Trdr” – select one of the first three items in the drop down box Svc Reqk to Svc ReqK SNG only

NAESB Request for Imbalance Trade/Confirmation and Imbalance Trade Notification (and Storage Transfers)

TSP Prop : 4052 TSP Name: TENNESSEE GAS PIPELINE TSP : 1939164 OIA : TGP

Imbalance Trade / Storage Transfer Info

Imb Type - Init Trdr
(Storage Transfer) :

K-Init Trdr :
(Initiating Trdr/Transferor Ctrct)

Loc-Init Trdr Prop :
(Initiating Trdr/Transferor Storage Loc)

K-Init Trdr :
(Initiating Trdr/Transferor Ctrct)

Loc-Init Trdr Prop :
(Initiating Trdr/Transferor Storage Loc)

K-Conf Trdr :
(Confirming Trdr/Transferee Ctrct)

Loc-Conf Trdr Prop :
(Confirming Trdr/Transferee Storage)

Loc-Init Trdr Name : Loc-Init Trdr :

Loc-Conf Trdr Name : Loc-Conf Trdr :

- “K-Init Trdr” – enter the “from” imbalance trade contract number
- “Loc-Init Trdr Prop” – enter the applicable pin (not applicable for contract to contract trades)
- “K-Conf Trdr” – enter the “to” imbalance trade contract number
- “Loc-Conf Trdr Prop” – enter the applicable pin (not applicable for contract to contract trades)
- If the type of imbalance trade requires transport, two additional boxes will appear in this section when the imbalance trade is saved
 - You will have a choice of the transport contract of the K-Init Trdr or the K-Conf Trdr
 - Type or choose the transport contract to be charged

Imbalance Trade – Detail-Sections 2-4

Imbalance Trade / Storage Transfer - Initiator (Initiating Trdr/Transferor Info)

K Holder - Init Trdr Prop : K Holder-Init Trdr Name K Holder - Init Trdr : 129926408

Init Trdr Prop: Init Trdr Name : Init Trdr : 129926408

Init Trdr Contact : Init Trdr Phone : Init Trdr E-mail :

Imbl Per-Init Trdr : Flow Period-Initiating Trader :

Imbalance Trade / Storage Transfer - Confirmer (Confirming Trdr/Transferee Info)

K Holder -Conf Trdr Prop : K Holder-Conf Trdr Name K Holder-Conf Trdr :

Conf Trdr Prop: Conf Trdr Name : Conf Trdr :

Conf Trdr Contact : Conf Trdr Phone : Conf Trdr E-mail :

Imbl Per-Conf Trdr : Flow Period-Confirming Trader :

Imbalance Trade / Storage Transfer Quantity and Direction

Trd Qty Req :

Status : Submitted Date :

Imb Trd Dir Desc: From Init Trdr (Qty coming from Init Trdr) To Init Trdr (Qty going to Init Trdr)

Error/Warnings :
 Upon successful confirmation of your storage transfer, please notify your Account Director for pipeline analysis.

TSP Contact For Trades : Phone Number :

TSP Contact For Transfers : Phone Number :

Sections
2-4

- “Flow Period-Initiating Trader” Defaults to the production month of trade
- “K Holder-Conf Trdr Prop” – Enter the trade confirming party GID
- “Conf Trdr Contact: The contact name, number, and email will fill automatically if set up in Business Preference or can be typed
- “Flow Per-Confirming Trader” – populates automatically and matches the date in section 2
- “Trd Qty Req” – enter the imbalance trade volume
- “Imb Trd Dir Desc” – select the direction of the imbalance trade

Imbalance Trade – Save, Submit, Confirm

- After data entry is complete, right click and choose save
 - If there is an error, click the error button for explanation Correct error
 - If no error, the status will reflect Draft

Imbalance Trade / Storage Transfer Quantity and Direction

Trd Qty Req :
(Trdr/Transfer Quantity)

Status : Submitted Date :

Imb Trd Dir Desc:
(Trade/Transfer Direction)

From Init Trdr (Qty coming from Init Trdr)
 To Init Trdr (Qty going to Init Trdr)

Error/Warnings :

Upon successful confirmation of your storage transfer, please notify your Account Director for pipeline analysis.

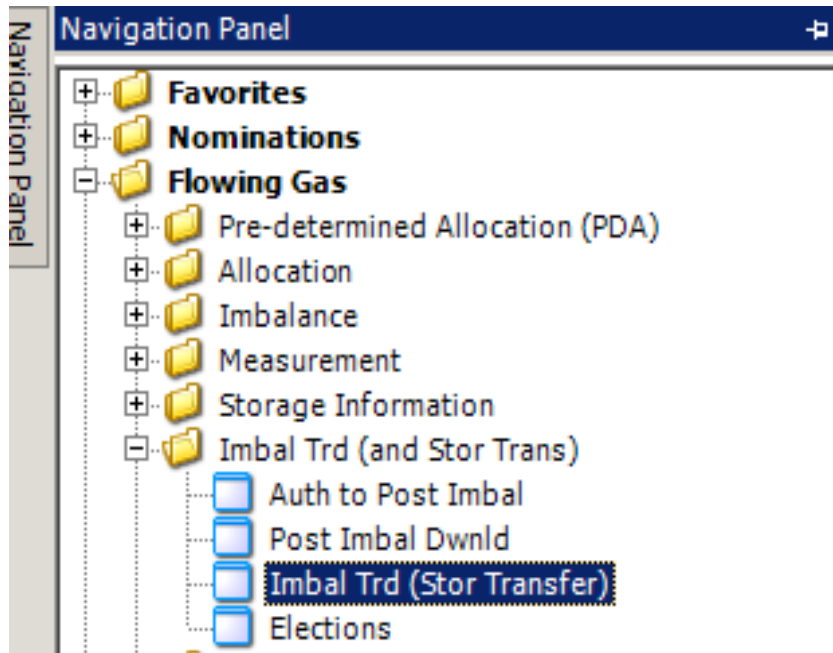
TSP Contact For Trades : Phone Number :

TSP Contact For Transfers : Phone Number :

Save
Submit
Confirm
Print
Save As
Add to Favorites
Remove from Favorites

- After trade is in Draft status, choose submit The trade status changes to Needs Confirmation
- If you are the GID for both trade contracts, you can Confirm The trade status changes to Waiting for Approval
- After the confirming trade party confirms The status is also Waiting for Approval

Imbalance Trade – Confirmation/Review



Navigate to “Imbal Trd(Stor Transfer) to confirm/review the imbalance trade

Imbalance Trade – Confirmation/Review

TSP Prop : 4052 TSP Name: TENNESSEE GAS PIPELINE TSP : 1939164

Imbalance Period (Statement Date) : 04/2019 Select Trade or Transfer: Trades and Transfer

NAESB Imbalance Trade(Storage Transfer)

TSP Prop : 4052 TSP Name: TENNESSEE GAS PIPELINE TSP : 1939164

Imbalance Period (Statement Date) : 04/2019 Select Trade or Transfer: Trades and Transfer

Retrieve

Flow Period (Prod Date)	Init TSP	K-Init Trdr	Loc-Init Trdr	Trd Qty (Trade\Transfer)	Conf TSP	K-Conf Trdr	Loc-Conf Trdr	Imb Trd Dir (Trade/Transfer)	Status	Status Date	Warnings
-------------------------	----------	-------------	---------------	--------------------------	----------	-------------	---------------	------------------------------	--------	-------------	----------

- The “Imbalance Period” will default to the current DART accounting period
You can change to a previous month to review transactions in that month
- “Select Trade or Transfer” – Defaults to Trades and Transfers which will show all transactions
You can choose Imbalance Trades or Storage Transfers to see those specific transactions
- Click the “Retrieve” button
- This screen can be reviewed at any time to see pending imbalance trades or storage transfers
Statuses-Draft, Reject, Withdraw, Error, Needs Confirmation, Waiting for Approval, Notify (Completed)

Imbalance Trade - Confirmation

NAESB Imbalance Trade(Storage Transfer)											
TSP Prop : 4052			TSP Name: TENNESSEE GAS PIPELINE			TSP : 1939164					
Imbalance Period (Statement Date) : 04/2019			Select Trade or Transfer : Trades and Transfer								
Flow Period (Prod Date)	Init TSP	K-Init Trdr	Loc-Init Trdr	Trd Qty (Trade\Transfer)	Conf TSP	K-Conf Trdr	Loc-Conf Trdr	Imb Trd Dir (Trade/Transfer)	Status	Status Date	Warnings

New Trade/Transfer

Edit Trade/Transfer

Confirm

Submit

Reject

Withdraw

Retrieve

WVRV2087 - Post Imbal Dwnld

WVRV2086 - Details

Print

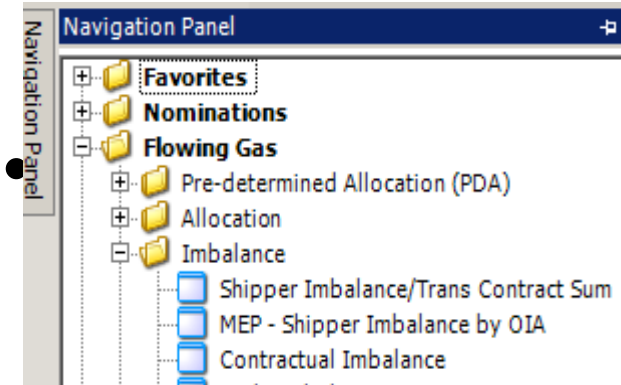
Save As

Add to Favorites

Remove from Favorites

- Highlight/select the contract with Status of “Needs Confirmation”
- Right click. Select the following options from the pop up window
 - WVRV2086 -Details use this screen to review the details of the trade
 - Confirm
 - Reject

Flowing Gas Imbalance



Navigate to Flowing Gas/Imbalance/Contractual Imbalance This will show the trade results the day after the status is changed to “Notify Completed”

Imbalance Trades-Transport

From/To	To/From	Zones	Pool Area	Long/Short	Transport Charge
					Yes/No
Transport K	Transport K	Same	N/A	N/A	No
Transport K	Transport K	Different	N/A	N/A	Yes
Transport K	LMMA	N/A	N/A	N/A	Yes
Transport K	LMPA	N/A	N/A	N/A	Yes
Transport K	SA	N/A	N/A	N/A	Yes
LMMA	LMMA	Same	N/A	N/A	No
LMMA	LMMA	Different	N/A	N/A	Yes
LMMA	LMPA	Same zone as LMPA pool area	Pool area same as LMMA	N/A	No
LMMA	LMPA	Same	N/A	LMPA Short LMMA Long	No
LMMA	LMPA	Same	N/A	LMPA Long LMMA Short	Yes
LMMA	LMPA	Different zone than LMPA pool area	Pool area is different zone than LMMA	N/A	Yes
LMMA	SA	Different zone than SA pool area	Pool area is different zone than LMMA	N/A	Yes
LMMA	SA	Same zone as SA pool area	Pool area same as LMMA	N/A	No
LMMA	SA	Same	N/A	SA Short LMMA Long	No
LMMA	SA	Same	N/A	SA Long LMMA Short	Yes
LMPA	LMPA	N/A	Same	N/A	No
LMPA	LMPA	N/A	Different	N/A	Yes
LMPA	SA	N/A	Same	N/A	No
LMPA	SA	N/A	Different	N/A	Yes
SA	SA	N/A	Same	N/A	No
SA	SA	N/A	Different	N/A	Yes
SA	SA	N/A	Different / Alternate Pooling Areas *	N/A	No

*Supply Area	
Supply Area Pooling area	Alternate Pooling Area
100Leg-Zone 0-North	100L-Zone 0-South
500L-Zone 1	500L-Zone L
800 Leg-Zone 1	800L-Zone L
*Market Area	
Supply Area Pooling area	Alternate Pooling Area
300Leg-Zone 4	200Leg-Zone 4