

Imbalance Trades

Transportation/Storage Services
Tennessee Gas Pipeline



IMBALANCE TRADES-Tennessee Gas Pipeline

- Trades are allowed on the following types of contracts: LMMA, LMPA, SA, and transportation
- Balancing parties are allowed to trade offsetting imbalances prior to cash out settlement and invoicing
- Trades may be done within seventeen business days following the month the imbalance occurred
- Traded imbalances on LMS-PA, LMS-MA, and SA can be within the same zone/leg
- Trades across zone/leg require a transportation contract. Transportation commodity and fuel will be charged
- Trades cannot exceed the existing imbalance, but can reduce the imbalance to zero
- Trades will not be accepted that change the direction of the imbalance
- A trade confirming party can confirm or reject the trade
- Imbalances may be posted to the EBB to solicit trades but is not required

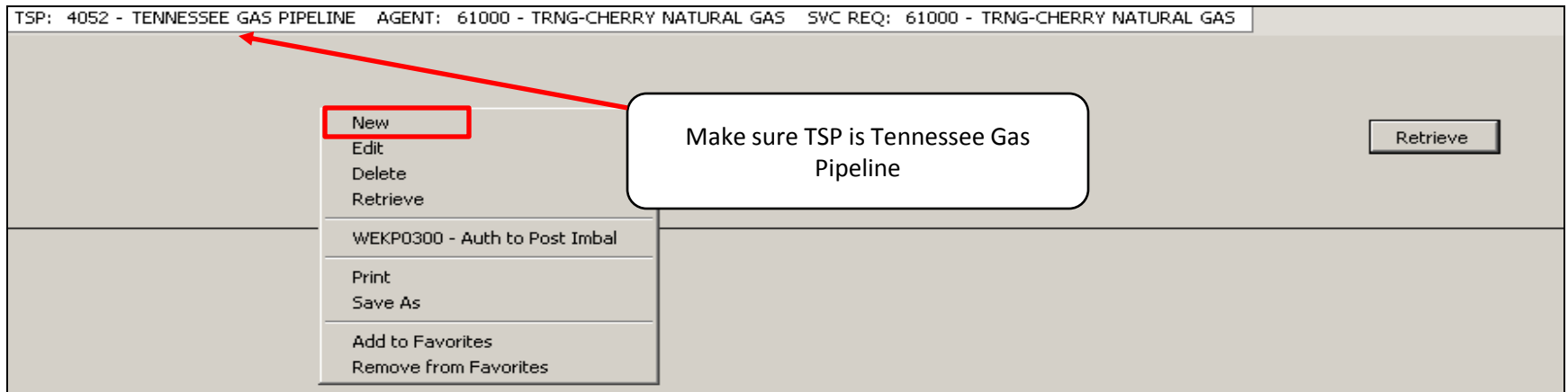
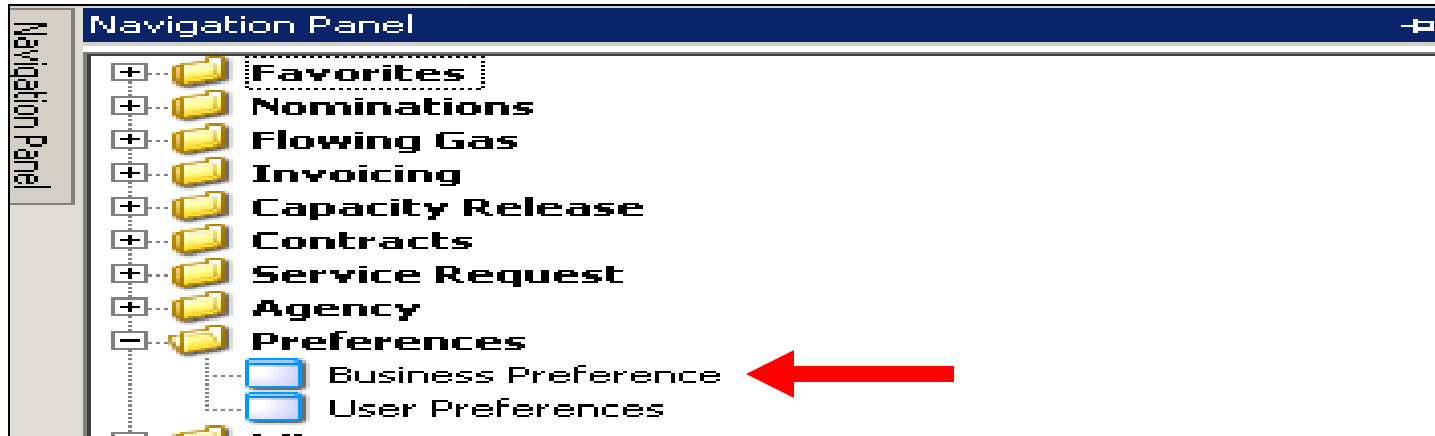


IMBALANCE TRADES-Tennessee Gas Pipeline

- Imbalances can be posted to the EBB to solicit trades but posting is not required
- “Authorization to Post” is the DART feature that allows the customer to authorize their imbalances to post from that date forward
- Imbalances can be viewed for 90 days (effective month and two prior) from both the portal page of DART and within
- Retroactive trades are not allowed (periods greater than current trade month)
- Imbalance trades are entered online in DART
- The initiating trade party can withdraw the trade prior to submit
- A trade confirming party can confirm or reject the trade
- All trades will be reviewed and approved by Tennessee Gas Pipeline
- Once approved, the imbalance will be adjusted and reflected in the contractual imbalance screen the next day

Preferences/Business Preference

– Set up Contact Information



- Right mouse click and press “New”

Preferences/Business Preference

– Set up Contact Information

TSP: 4052 - TENNESSEE GAS PIPELINE AGENT: 61000 - TRNG-CHERRY NATURAL GAS SVC REQ: 61000 - TRNG-CHERRY NATURAL GAS

Add Screen

Business Function: ROFR NOTICES **Contact Role:** Primary

Contact Name: CAP REL BIDS

Email Address: CAP REL OFFERS

Confirm Email: IMBAL TRD/STOR TRANS

Office Phone#: INVOICES

Pager#: IOS POSTING NOTICES

Title: LDC Report

Delivery Preference: NOMINATIONS*

NOTICES CRITICAL

NOTICES CUT

NOTICES INTRADAY BUMP

NOTICES NON-CRITICAL

RECALL EMAIL NOTICES

ROFR NOTICES

After Hours Phone#: () -

Fax#: () -

Mobile#: () -

Save

Clear

Close

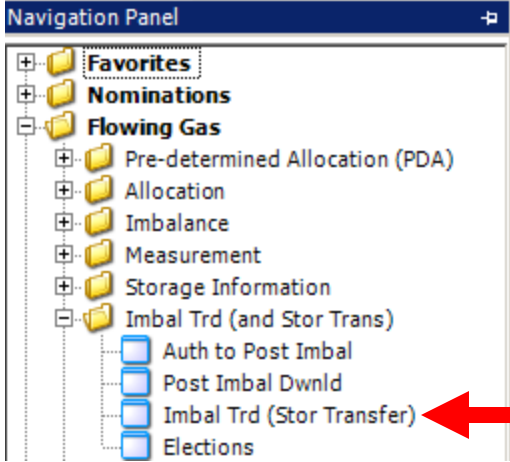
Print Preview

Print

Retrieve

- Click the drop down box for “Business Function” and pick the “Imbal Trd/Stor Trans” category
- Input the contact information (used for both the posted imbalances and email notification for confirming trades and storage transfers)
- Click the “Save” button and the “Close” button

Imbalance Trade



Navigate to Flowing Gas/Imbal Trd (and Stor Trans)
Choose Imbal Trd (Stor Transfer)

Right click and retrieve

Select New Trade/Transfer from the pop up window



Imbalance Trade – New Trade-Details

Section A

Section B

NAESB Request for Imbalance Trade/Confirmation and Imbalance Trade Notification (and Storage Transfers)

TSP Prop : 4052 TSP Name: TENNESSEE GAS PIPELINE TSP : 1939164

Operational Impact (Trade Type / Storage Transfer Info)

OIA-Init Trdr :

K-Init Trdr :
(Initiating Trdr/Transferor Ctrct)

Loc-Init Trdr Prop :
(Initiating Trdr/Transferor Storage Loc)

Loc-Init Trdr Name :

Loc-Init Trdr :

K-Conf Trdr :
(Confirming Trdr/Transferee Ctrct)

Loc-Conf Trdr Prop :
(Confirming Trdr/Transferee Storage)

Loc-Conf Trdr Name :

Loc-Conf Trdr :

Imbalance Trade / Storage Transfer - Initiator (Initiating Trdr/Transferor Info)

K Holder - Init Trdr Prop :
(Initiating Trdr/Transferor ID)

K Holder-Init Trdr Name :

K Holder - Init Trdr : 78790103

Init Trdr Prop :
(Initiating Trdr/Transferor Agent's Id)

Init Trdr Name :

Init Trdr : 78790103

Init Trdr Contact :

Init Trdr Phone :

Imbl Per-Init Trdr :
(Stmt Date)

Flow Period-Initiating Trader :
(Prod Date)

This is the screen where the imbalance trade details are entered by the initiating party Details of all sections continue on the next pages

Imbalance Trade – Details-Section A

- “OIA-Int Trdr” – select one of the first three items in the drop down box Svc Reqk to Svc ReqK SNG only

NAESB Request for Imbalance Trade/Confirmation and Imbalance Trade Notification (and Storage Transfers)

TSP Prop : 4052 TSP Name: TENNESSEE GAS PIPELINE TSP : 1939164

Operational Impact (Trade Type / Storage Transfer Info)

OIA-Init Trdr :

K-Init Trdr :
 (Initiating Trdr/Transferor Ctrct)

Loc-Init Trdr Prop :
 (Initiating Trdr/Transferor Storage Loc)

Contract Point to Contract Point (SA Contracts)

 Contract Zone to Contract Zone (LMSMA/LMSPA/Trnsp Contracts)

 Svc Reqk to Svc Reqk (Contract to Contract)

 Svc Req/Svc Reqk/Loc to Svc Req/Svc Reqk/Loc (Storage Transfer)

 Svc Req/Svc Reqk/Loc to Svc Req/Svc Reqk/Loc (Storage Transfer TSP to TSP)

TSP Prop : 4052 TSP Name: TENNESSEE GAS PIPELINE TSP : 1939164

Operational Impact (Trade Type / Storage Transfer Info)

OIA-Init Trdr :

K-Init Trdr :
 (Initiating Trdr/Transferor Ctrct)

Loc-Init Trdr Prop :
 (Initiating Trdr/Transferor Storage Loc)

K-Conf Trdr :
 (Confirming Trdr/Transferee Ctrct)

Loc-Conf Trdr Prop :
 (Confirming Trdr/Transferee Storage)

Loc-Init Trdr Name : Loc-Init Trdr :

Loc-Conf Trdr Name : Loc-Conf Trdr :

- “K-Int Trdr” – enter the “from” imbalance trade contract number
- “Loc-Init Trdr Prop” – enter the applicable pin (not applicable for contract to contract trades)
- “K-Conf Trdr” – enter the “to” imbalance trade contract number
- “Loc-Conf Trdr Prop” – enter the applicable pin (not applicable for contract to contract trades)
- If the type of imbalance trade requires transport, an additional box will appear in this section

Imbalance Trade – Detail-Sections B-D

Imbalance Trade / Storage Transfer - Initiator (Initiating Trdr/Transferor Info)

K Holder - Init Trdr Prop : (Initiating Trdr/Transferor ID) K Holder-Init Trdr Name K Holder - Init Trdr : 78790103

Init Trdr Prop: (Initiating Trdr/Transferor Agent's Id) Init Trdr Name : Init Trdr : 78790103

Init Trdr Contact : Init Trdr Phone : Init Trdr E-mail :

Imbl Per-Init Trdr : (Smt Date) Flow Period-Initiating Trader : (Prod Date)

Imbalance Trade / Storage Transfer - Confirmer (Confirming Trdr/Transferee Info)

K Holder -Conf Trdr Prop : (Confirming Trdr/Transferee ID) K Holder-Conf Trdr Name K Holder-Conf Trdr :

Conf Trdr Prop: (Confirming Trdr/Transferee Agent's Id) Conf Trdr Name : Conf Trdr :

Conf Trdr Contact : Conf Trdr Phone : Conf Trdr Email :

Imbl Per-Conf Trdr : (Smt Date) Flow Period-Confirming Trader : (Prod Date)

Transaction(Trade / Transfer Quantity and Direction)

Trd Qty Req : (Trdr/Transfer Quantity) Trd Qty Approved :

Trade Fuel Qty : (Trdr/Transfer Fuel Retention Qty) Status : Submitted Date :

Imb Trd Dir Desc: (Trade/Transfer Direction) From Init Trdr (Qty coming from Init Trdr) To Init Trdr (Qty going to Init Trdr)

External Comments :

Tsp Contact For Trades : Phone Number :

Tsp Contact For Transfers : Phone Number :

Error/Warnings :
 Upon successful confirmation of your storage transfer, please notify your Account Director for pipeline analysis.

Sections
B-D

- “Flow Period-Initiating Trader (Prod Date) “ Defaults to the production month of trade
- “K Holder-Conf Trdr Prop” – Enter the trade confirming party GID The contact name, number will fill automatically if set up in Business Preference or can be typed
- “Imbl Per-Confirming Trader (Prod Date)” – populates automatically and matches the date in section B
- “Trd Qty Req” – enter the imbalance trade volume
- “Imb Trd Dir Desc” – select the direction of the imbalance trade
- “External Comments” – optional except for trades with transport required (Enter transport contract here)

Imbalance Trade – Save, Submit, Confirm

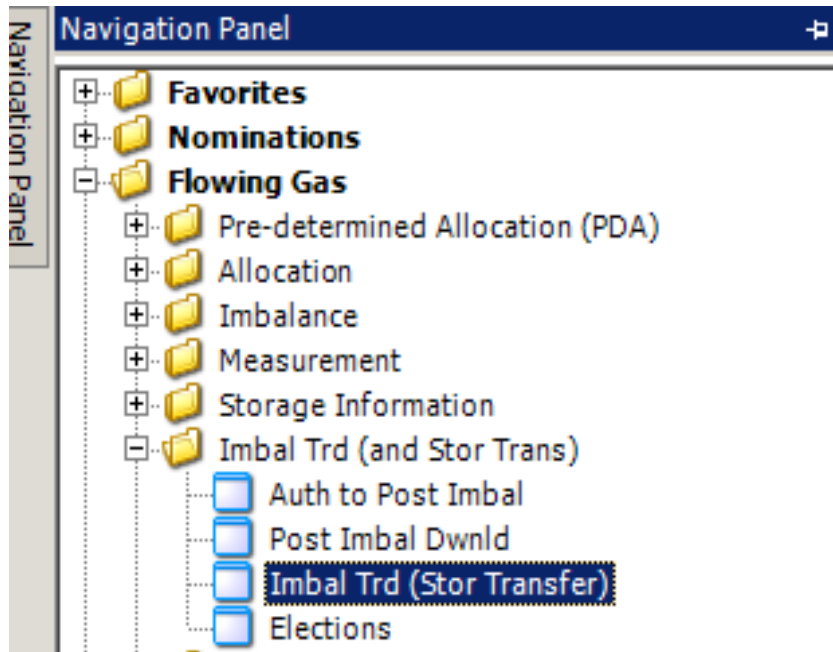
- After data entry is complete, right click and choose save
 - If there is an error, click the error button for explanation Correct error
 - If no error, the status will reflect Draft

The screenshot shows a trade entry form with the following fields and controls:

- Transaction(Trade / Transfer Quantity and Direction)**
- Trd Qty Req : (Trdr/Transfer Quantity) [Text Input]
- Trade Fuel Qty : (Trdr/Transfer Fuel Retention Qty) [Text Input]
- Trd Qty Approved : [Text Input]
- Status : [Text Input]
- Submitted Date : [Text Input]
- Imb Trd Dir Desc: (Trade/Transfer Direction)
 - From Init Trdr (Qty coming from Init Trdr)
 - To Init Trdr (Qty going to Init Trdr)
- External Comments : [Text Area]
- Internal Comments : [Text Area]
- Tsp Contact For Trades : [Text Input]
- Tsp Contact For Transfers : [Text Input]
- Phone Number : [Text Input]
- Phone Number : [Text Input]
- Error/Warnings : [No Errors]
- Buttons: Save, Submit, Confirm, Print, Save As, Add to Favorites, Remove from Favorites

- After trade is in Draft status, choose submit The trade status changes to Needs Confirmation
- If you are the GID for both trade contracts, you can Confirm The trade status changes to Waiting for Approval
- After the confirming trade party confirms The status is also Waiting for Approval

Imbalance Trade – Confirmation/Review



- The imbalance trade Confirming Party will receive an email notice to confirm the trade(s)
- Navigate to “Imbal Trd(Stor Transfer) to confirm/review the imbalance trade

Imbalance Trade – Confirmation/Review

TSP Prop : 4052 TSP Name: TENNESSEE GAS PIPELINE TSP : 1939164

Imbalance Period (Statement Date) : 04/2016 Select Trade or Transfer: Trades and Transfer

TSP: 4052 - TENNESSEE GAS PIPELINE AGENT: 62300 - TRNG-MAHOGANY POWER SVC REQ: 62300 - TRNG-MAHOGANY POWER

TSP Prop : 4052 TSP Name: TENNESSEE GAS PIPELINE TSP : 1939164 Retrieve

Imbalance Period (Statement Date) : 05/2013 Select Trade or Transfer: Trades and Transfer

Imb Period (Prod Date)	Init Kt	Init Location	Init Loc Prop	Trd Qty	Conf Kt	Conf Location	Conf Loc Prop	Trade Dir	Status	Status Date	Warnings
06/24/2013	300028-F5	125643	460018	100	300060-F5	125643	460018	FROM INIT TRD	Notify (Complete)	06/21/2013 1	NO
06/23/2013	300028-F5	125643	460018	100	300060-F5	125643	460018	FROM INIT TRD	Needs Confirmati	06/21/2013 1	NO

- The “Imbalance Period” will default to the current DART accounting period
You can change to a previous month to review transactions in that month
- “Select Trade or Transfer” – Defaults to Trades and Transfers which will show all transactions
You can choose Imbalance Trades or Storage Transfers to see those specific transactions
- Click the “Retrieve” button
- This screen can be reviewed at any time to see pending imbalance trades or storage transfers
Statuses-Draft, Reject, Withdraw, Error, Needs Confirmation, Waiting for Approval, Notify (Completed)

Imbalance Trade - Confirmation

TSP: 4052 - TENNESSEE GAS PIPELINE AGENT: 62300 - TRNG-MAHOGANY POWER SVC REQ: 62300 - TRNG-MAHOGANY POWER

TSP Prop : 4052 TSP Name: TENNESSEE GAS PIPELINE TSP : 1939164 Retrieve

Imbalance Period (Statement Date): 05/2013 Select Trade or Transfer Trades and Transfer

Imb Period (Prod Date)	Init Kt	Init Location	Init Loc Prop	Trd Qty	Conf Kt	Conf Location	Conf Loc Prop	Trade Dir	Status	Status Date	Warnings
06/24/2013	300028-F5	125643	460018	100	300060-F5	125643	460018	FROM INIT TRD	Notify / Complete	06/21/2013 1	NO
06/23/2013	300028-F	125643	460018	100	300060-F	125643	460018	FROM INIT T	Needs Confirm	06/21/2013	NO

New Trade/Transfer
Edit Trade/Transfer
Confirm
Submit
Reject
Withdraw
Retrieve

WVRV2087 - Post Imbal Dwnld
WVRV2086 - Details

Print
Save As
Add to Favorites
Remove from Favorites

- Highlight/select the contract with Status of “Needs Confirmation”
- Right click. Select the following options from the pop up window
 - Confirm
 - Reject

Imbalance Trades-Transport

<u>To/From</u>	<u>To/From</u>	<u>Zones</u>	<u>Pool Area</u>	<u>Direction of Imbalance</u>	<u>Transport Commodity charge</u>
Transport K	Transport K	Same	NA	NA	No
Transport K	Transport K	Different	NA	NA	Yes
Transport K	LMMA	NA	NA	NA	Yes
Transport K	LMPA	NA	NA	NA	Yes
Transport K	SA	NA	NA	NA	Yes
LMMA	LMMA	Same	NA	NA	No
LMMA	LMMA	Different	NA	NA	Yes
LMMA	LMPA	Same zone as LMPA	Pool area is same as LMMA	NA	No
LMMA	LMPA	Diff. zone than LMPA	Pool area is diff. zone than LMMA	NA	Yes
LMMA	LMPA	Same	NA	LMPA Short LMMA Long	No
LMMA	LMPA	Same	NA	LMPA Long LMMA Short	Yes
LMMA	SA	Same zone as SA	Pool area is same as LMMA	NA	No
LMMA	SA	Diff. zone than SA	Pool area is diff. zone than LMMA	NA	Yes
LMPA	LMPA	NA	Same	NA	No
LMPA	LMPA	NA	Different	NA	Yes
LMPA	SA	NA	Same	NA	No
LMPA	SA	NA	Different	NA	Yes
SA	SA	NA	Same	NA	No
SA	SA	NA	Different	NA	Yes*

* Exceptions
 100 Leg Zn 0 North and 100 Leg Zn 0 South
 500 Leg Zn 1 and 500 Leg Zn L
 800 Leg Zn 1 and 800 Leg Zn L
 300 Leg Zn 4 and 200 Leg Zn 4