



Multi-Factor Authentication (MFA) User Guide

Table of Contents

- [Frequently Asked Questions](#)
- [SecurID Authenticator App](#)
- [Downloading SecurID](#)
- [Registering SecurID](#)
- [Logging Into DART](#)
- [Emergency Token Request Registration](#)
- [Retrieving an Emergency Token](#)
- [Registering for Self-Service Password Reset \(SSPR\)](#)
- [Resetting your Password with SSPR](#)
- [Remove/Register a Device in SecurID](#)

Quick Reference

- 1 Download SecurID app:

Apple



Android



- 2 Register your device in [DART](#)
Open the SecurID App



- 3 Log into [DART using MFA](#)

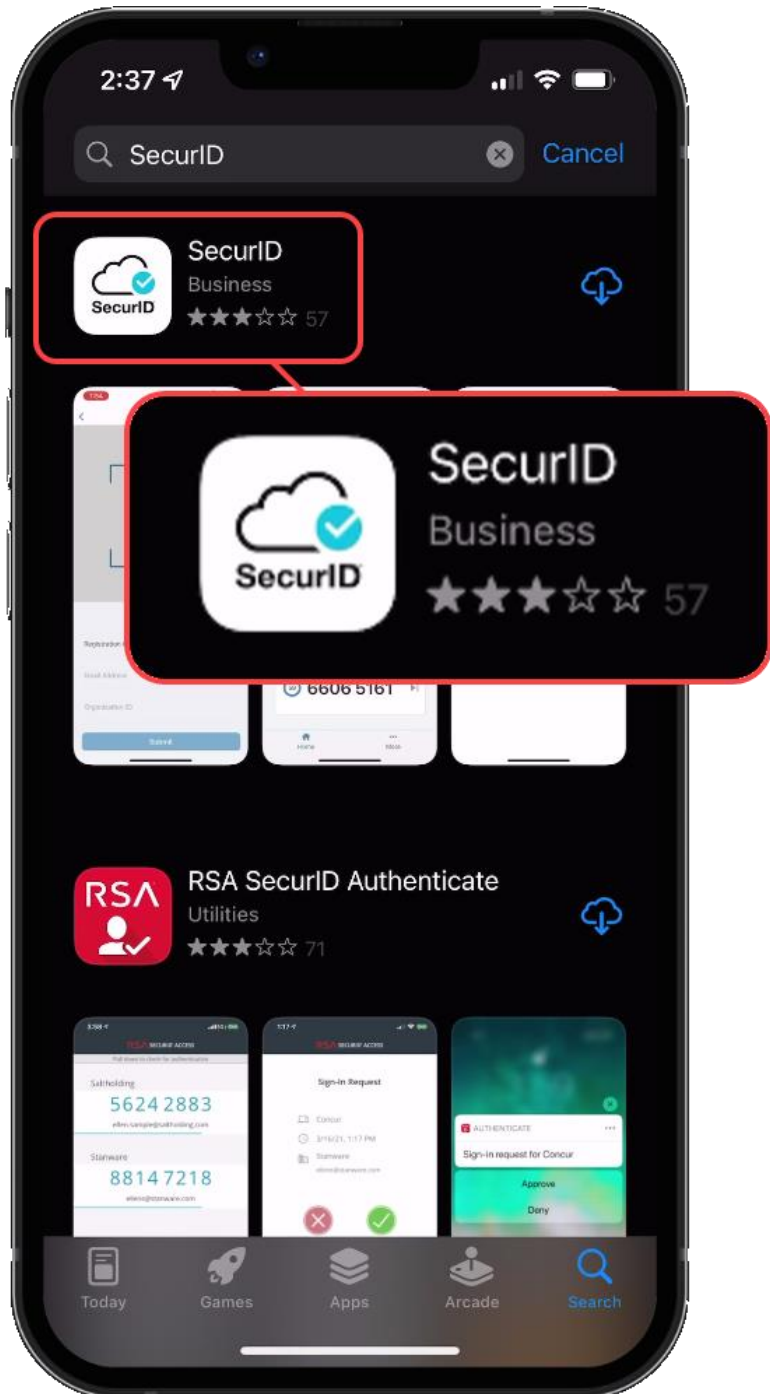
Need Help?

Email: MFASupportHD@kindermorgan.com

Frequently Asked Questions



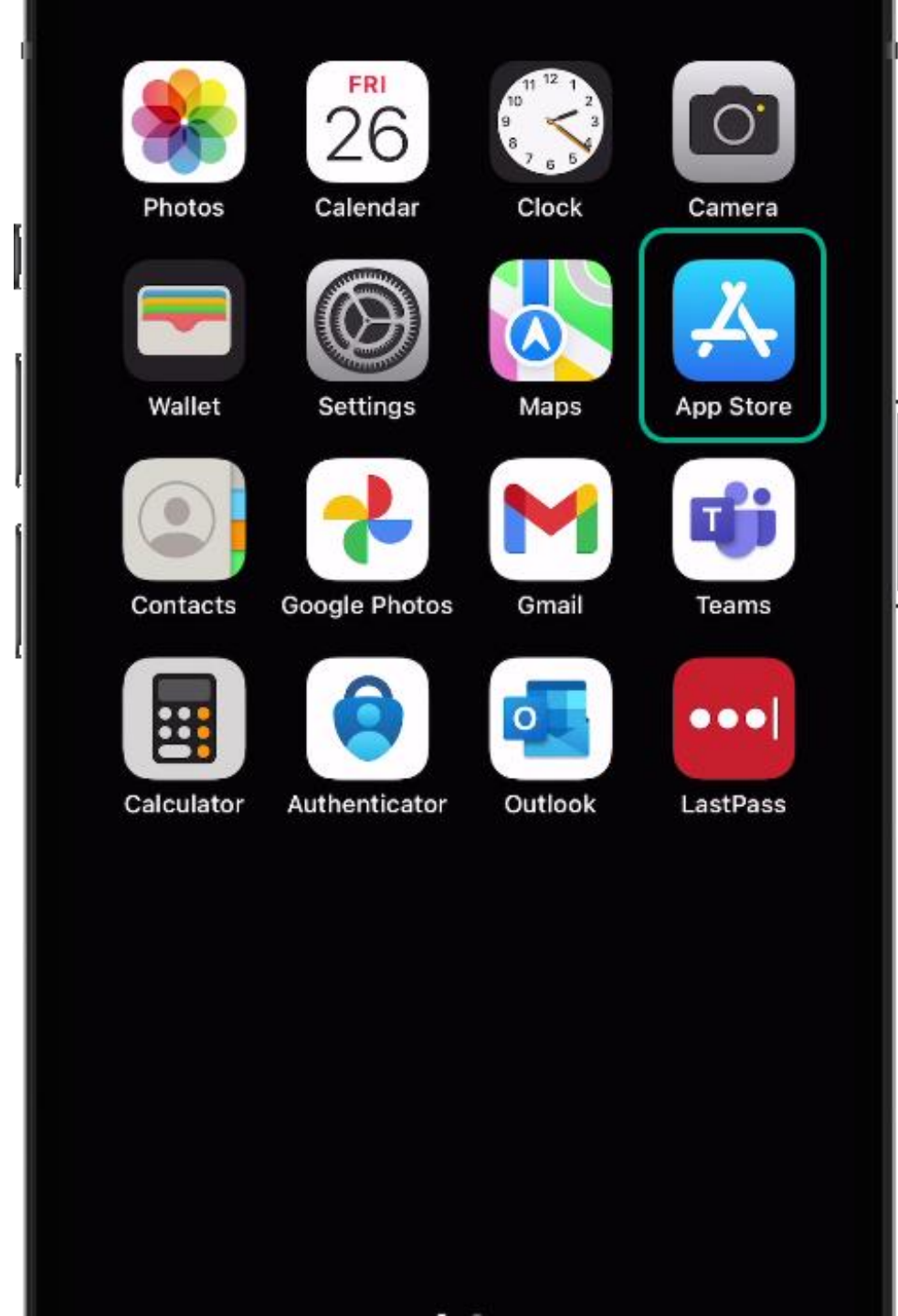
- What is the right App?
 - SecurID – Look for the Cloud
- I log in through my personal computer. Do I need to download anything new to it?
 - No new Apps are needed on personal PCs assuming Citrix Receiver is already installed.
- Can I use a different authentication App? Google Authenticator, Microsoft Authenticator, etc.
 - No, SecurID is the only approved authenticator.
- Does the App require internet access?
 - Internet is not needed to provide the token.
 - Internet is only required to download and register the App.
- SecurID is not available on my mobile device.
 - Please contact the Help Desk for alternative token methods.
- What happens if my token doesn't work?
 - Wait for the token to change and try again.
 - If the problem continues, email MFASupportHD@kindermorgan.com



SecurID Authenticator

- Free
- Available on
 - Apple App Store – IOS 11.0 or later
 - Google Play Store – Android 8.0 or later
- It is **REQUIRED** to have a passcode or biometric security on the mobile device to complete registration.
- Internet access is needed to download and register.
- Internet access is **not** needed for token requests.
- Only one device can be registered at a time.
- If you have multiple User IDs, complete registration for each User ID you have.

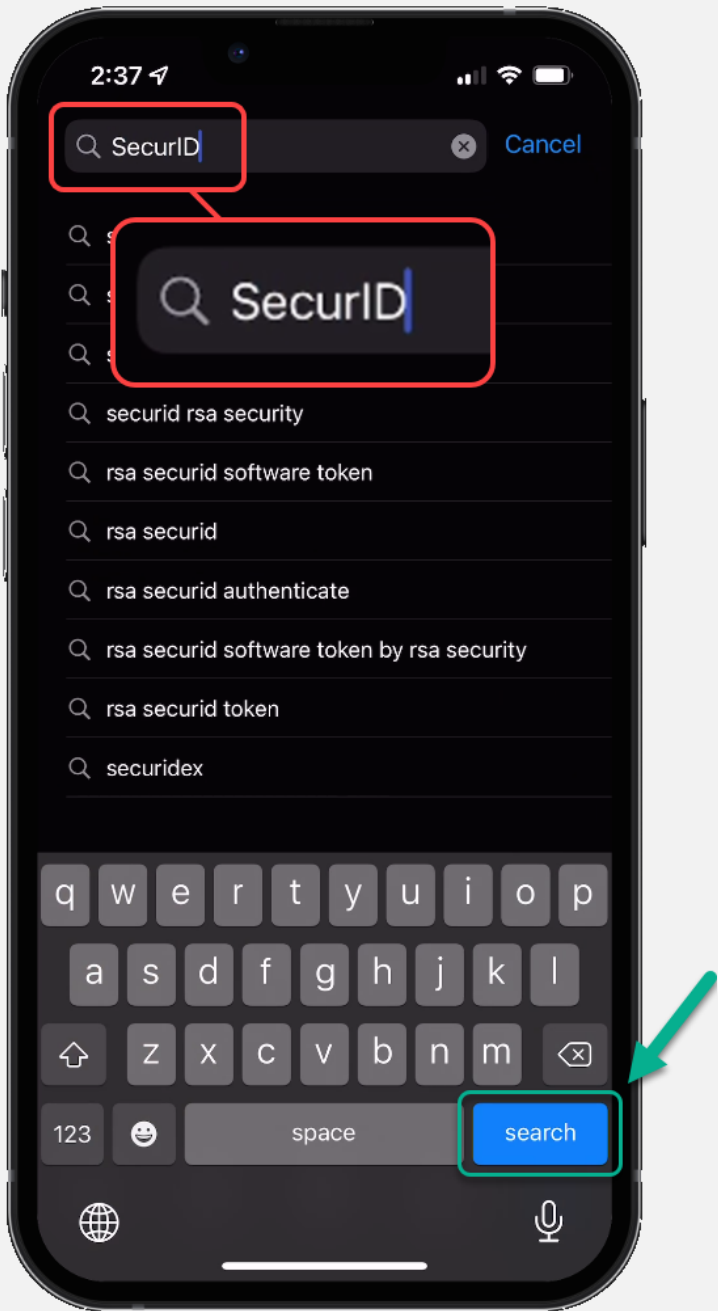
Downloading SecurID

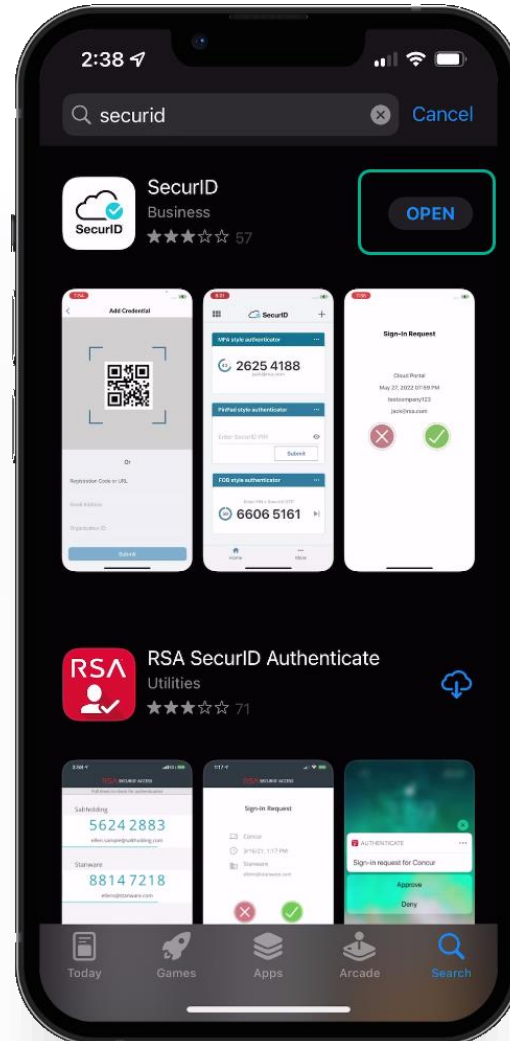
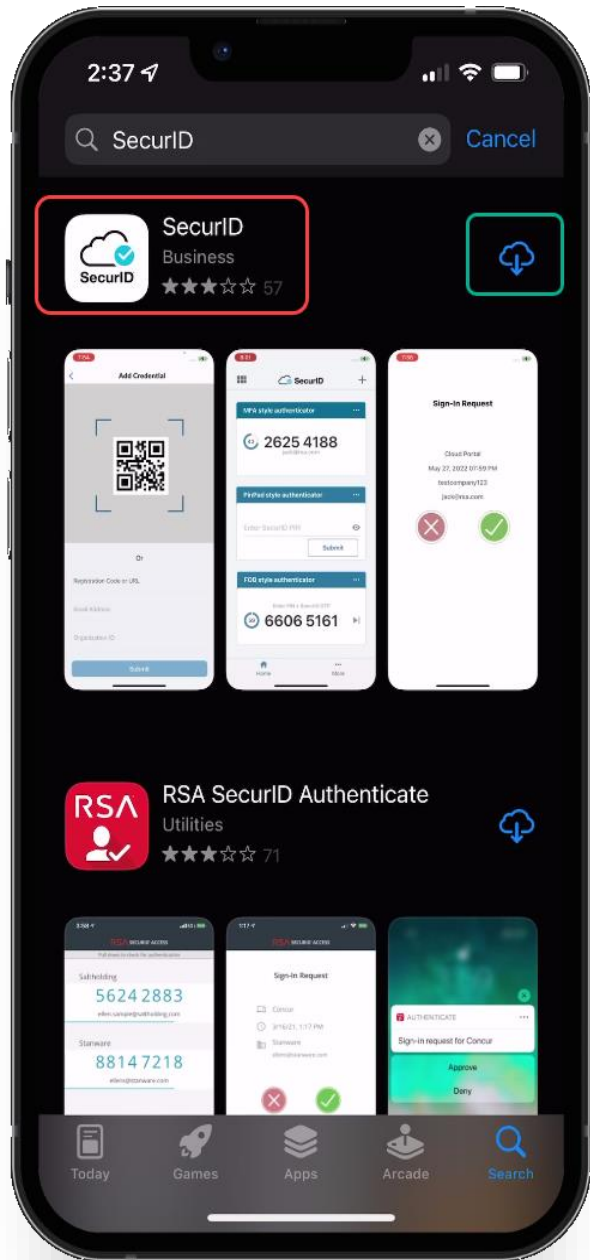


Open the App Store on your device.



Search for “SecurID” in the App Store.





Verify the application is the “SecurID” application with the cloud and a blue checkmark as shown in the red square.

Download the app to your device.

When the app is done downloading, open it by clicking *open*.



**"Authenticator" Would Like to
Send You Notifications**

Notifications may include alerts,
sounds, and icon badges. These can
be configured in Settings.

Don't Allow

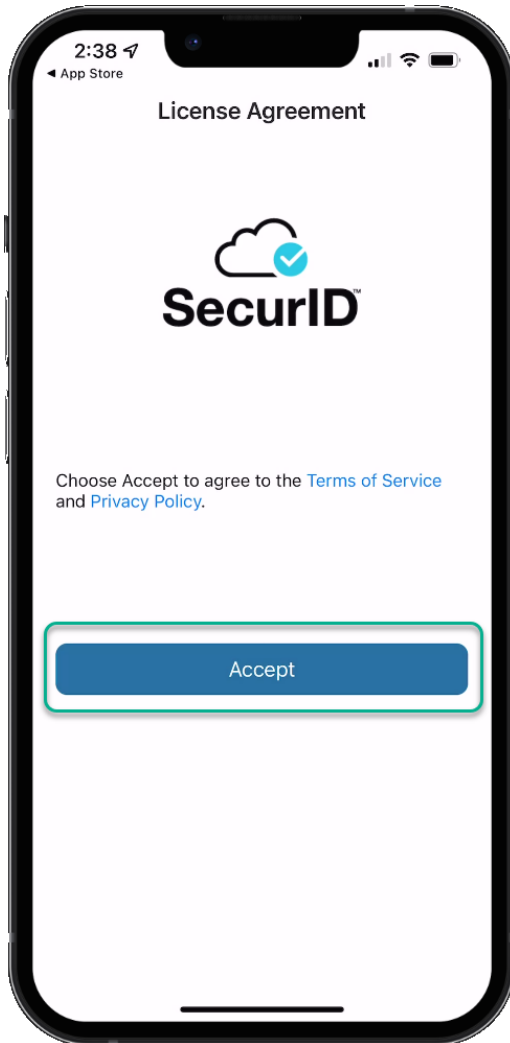
Allow

Accept

The first time you open the app you will be prompted to *Don't Allow* or *Allow* notifications.

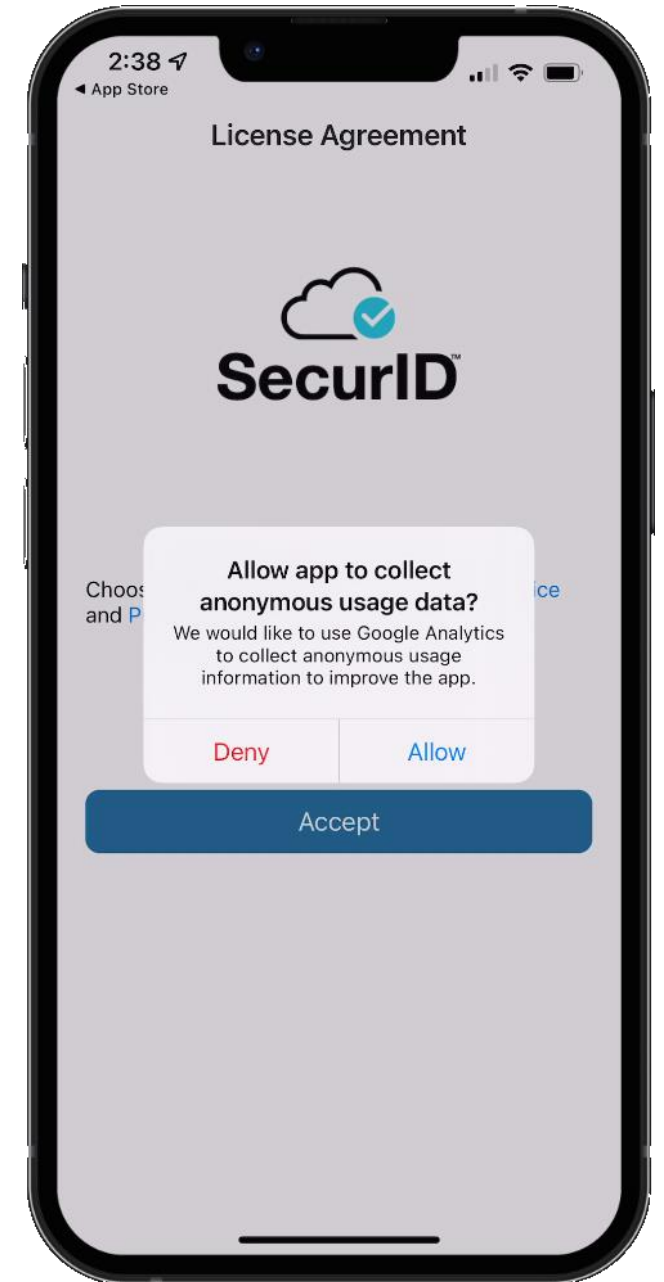
This setting is a user preference. It will not interfere with operation of the token delivery process.

After reading the Terms of Service and the Privacy Policy, click the *Accept* button to accept.



Allow or *Deny* app to collect anonymous usage data.

This setting is a user preference. It will not interfere with the operation of the token delivery process.





Welcome to SecurID.

SecurID helps you quickly and easily access your organization's protected resources.

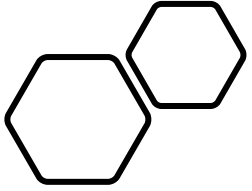


Get started

[Need help?](#)

Once you've reached the Welcome Screen you have completed the SecurID application install process.

You're now ready to move onto the registration process.



Registering SecurID

- Open a new session in your preferred internet browser.
- Navigate to:
<https://pipeportal.kindermorgan.com/PortalUI/HelpInfo.aspx>
- Open *SecurID Registration* by Double-Clicking.

DART Help & Information

The Kinder Morgan family of pipelines invites you to learn more about our pipelines and services. Our pipelines offer a variety of customer oriented services.

This NAESB-compliant web site will allow you to select a pipeline group/pipeline from the menu bar on the left, and easily navigate to the section of this site that interests you by selecting the appropriate section from the expanded menu.

Kinder Morgan is continually looking for new ways to serve current and prospective customers through new service offerings and facility expansions. To obtain information on facility expansions that are proposed or currently underway, please select the EXPANSION PROJECTS link from the menu bar at left.

We have tried to make the sections of this site applicable to all pipelines. However, if a section is not applicable to the pipeline you have selected, no data will be provided when your request is submitted. This website uses Adobe Acrobat Reader® for reading some of its documents. If you don't have Acrobat Reader, download the Reader from the Acrobat button at the bottom of this page. Adobe Acrobat Reader is free software available from Adobe Systems Incorporated. Download the software and install as a browser plug-in, following the instructions available at the Adobe site. The Customer Activities or secured sections (NOMINATION, FLOWING GAS, INVOICING, CAPACITY RELEASE, and CONTRACTS/RATES) require log-on ids and passwords.

DART utilizes a Multi-Factor Authentication process to log in. To learn more about this process, please select the following links:

- [DART Multi-Factor Authentication \(MFA\) FAQs](#)
- [DART Multi-Factor Authentication \(MFA\) User Guide](#)
- [Self Service Password Reset \(SSPR\) User Guide](#)
- [Emergency Token Request \(ETR\) User Guide](#)
- [SecurID User Guide:](#)
 - [First Time Registration](#)
 - [Reregister SecurID](#)

The following links provide access to DART processes:

- [SecurID Registration](#)
- [Emergency Token Request](#)
- [DART Login](#)

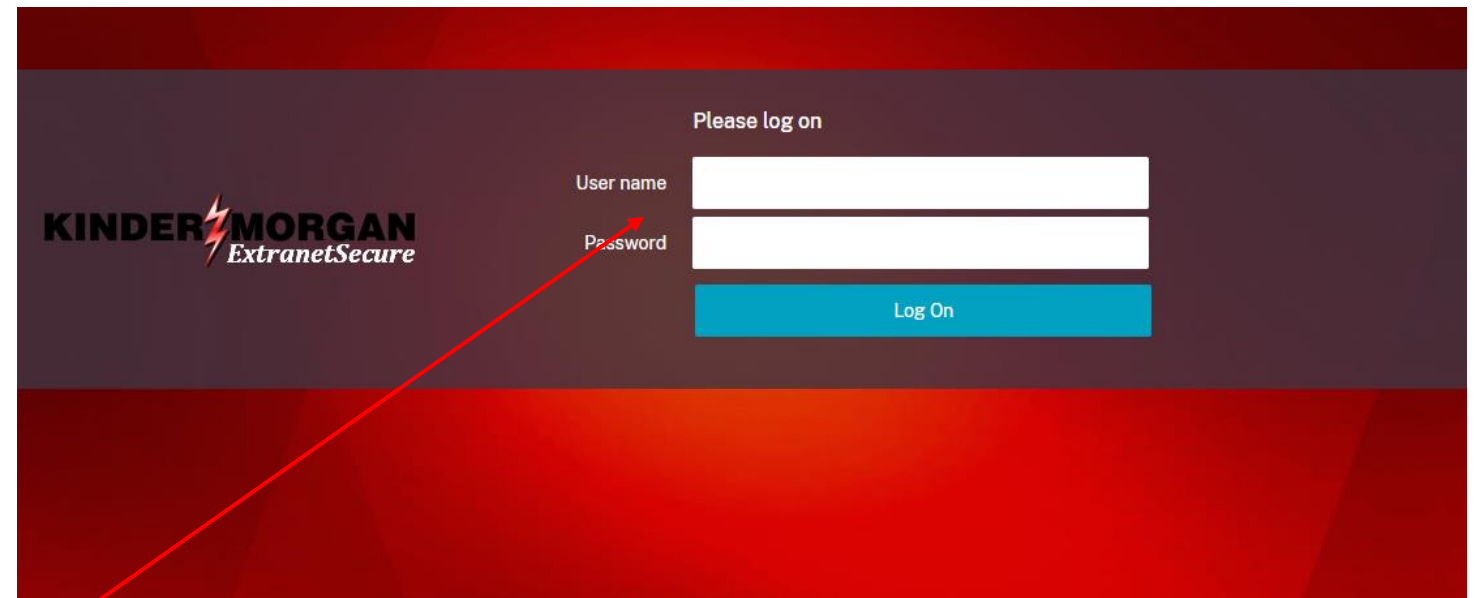
To request a new login ID, modify the security on an existing ID or receive a password reset, contact your company's DSA (DART Security Administrator). When an DSA does not exist for the company, a security form must be sent to the DART Security Coordinator.

- [DART Security Information and Forms](#)
- [DART Access/Firewall Rules](#)
- [DART For Tablets Instructions](#)

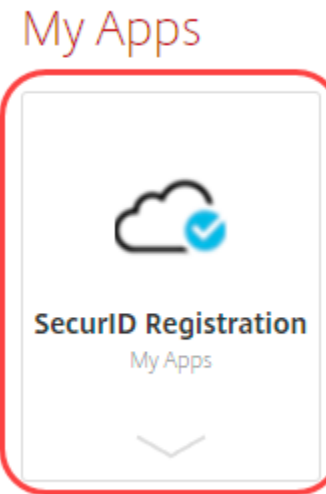
DART Maintenance Windows

WED, SUN	10:30 PM - 1:30 AM
SAT	10:30 PM - 6:30 AM

- Open a new session in your preferred internet browser.
- Navigate to:
<https://pipeportal.kindermorgan.com/PortalUI/HelpInfo.aspx>
- Log into the Kinder Morgan Extranet by clicking *SecurID Registration*, then enter your DART *User ID* and *Password*.
- Open *SecurID Registration* by Double-Clicking.
- *Note: Use only your DART User ID to login to the Extranet. You cannot add @ext.kindermorgan.com*



The image shows the login page for the Kinder Morgan ExtranetSecure. The page has a dark red header with the logo "KINDER MORGAN ExtranetSecure" on the left. On the right, there is a login form titled "Please log on". The form contains two input fields: "User name" and "Password", both with white text boxes. Below these fields is a blue button labeled "Log On". A red arrow points from the "SecurID Registration" app icon in the "My Apps" section below to the "Password" field in the login form.



Enter your DART User ID without the extension **@ext.kindermorgan.com**

Enter your password and press *Submit*.

*Your password will be the same one you log into DART with.



Enter User ID and Password

User ID

Password

Submit

Cancel

A black and white icon of a padlock. Inside the body of the padlock, there are four asterisks (****), indicating a password field.

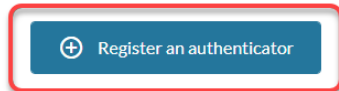
Click *Register an authenticator*



Good afternoon First Name.


My registered authenticators (0)

Register a mobile device, hardware authenticator, or FIDO Security Key so you can authenticate to access protected applications.



Copyright © 2015-2022 RSA Security LLC. All Rights Reserved.

Click the *SecurID App* icon



Back

Register an authenticator

To access your applications, you need to register an authenticator

[See how it works](#)

Choose an authenticator to register.



Copyright © 2015-2022 RSA Security LLC. All Rights Reserved.

If the application is installed on the mobile device, click the *next* button and open the *SecurID* app on your mobile device.

If you have not installed the app, go to [installation instructions](#).

1 Install SecurID Authenticator

2 Register Authenticator

On your iOS, Android, or MacOS device, go to the [App Store](#) or [Google Play](#).

install.step.securid.gotostore.desktop

SecurID Search for the SecurID Authenticator

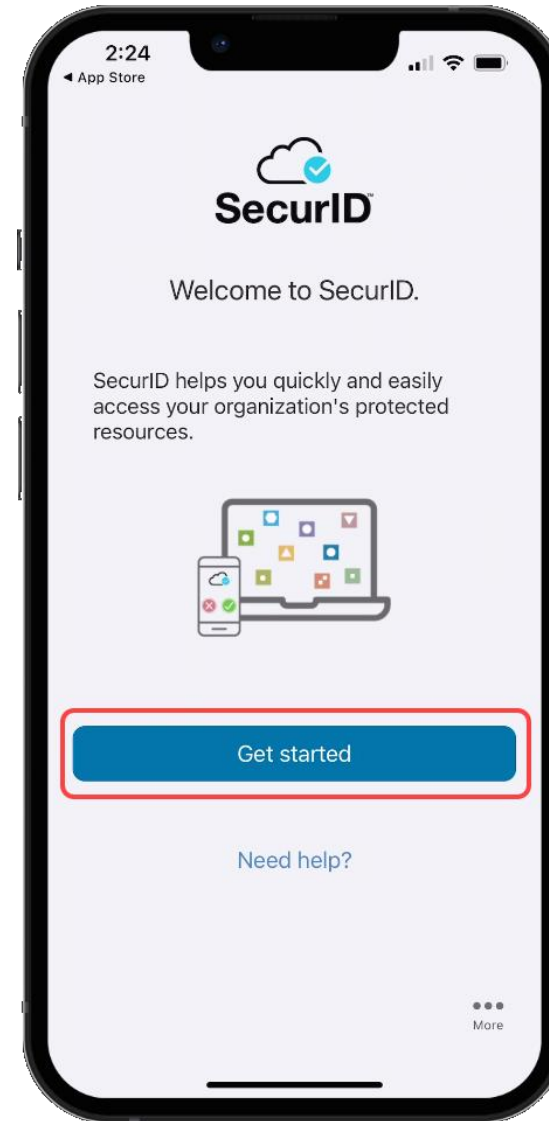
Install the App

Cancel Next

Open the *SecurID* app on your mobile device.



Press the *Get Started* button to begin the credential import process.

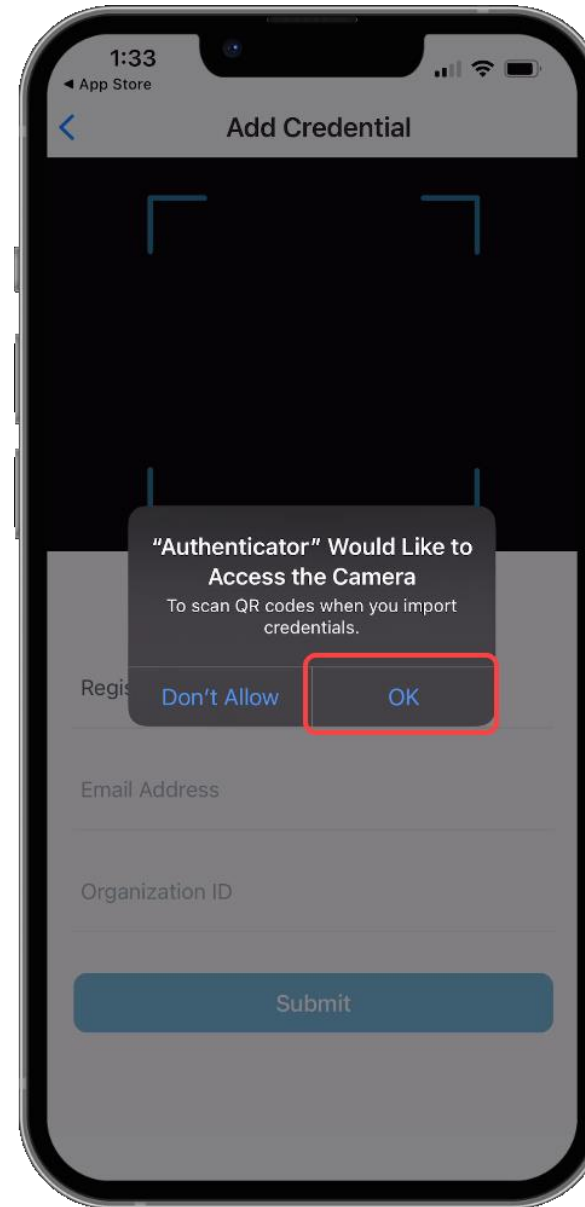


Apple

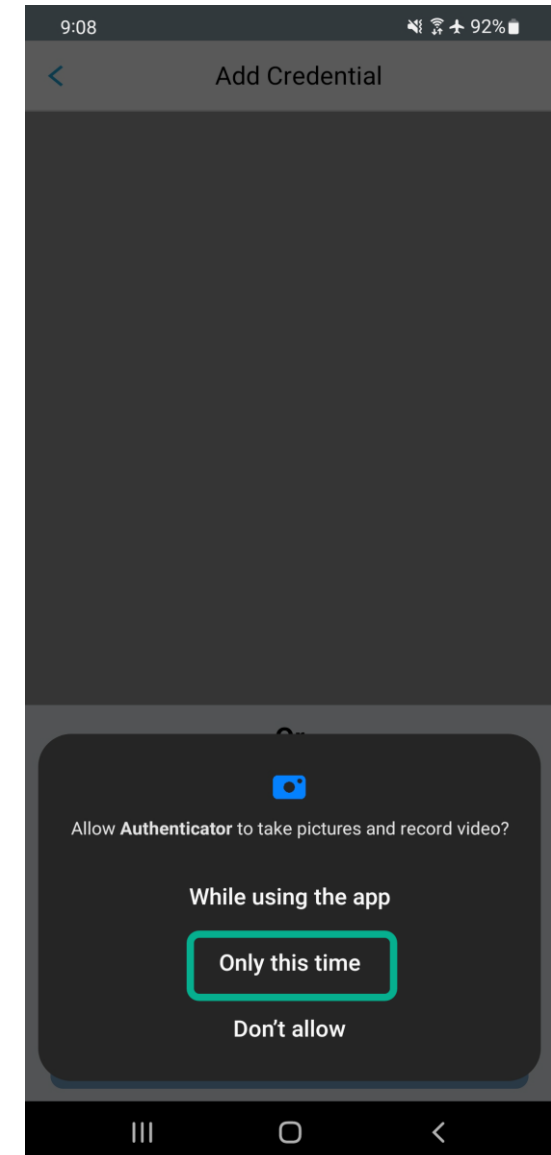
Allow access to the Camera to scan the QR Code displayed in the SecurID Browser.

You can change this setting in your device settings after completing the registration process.

If you do not want to allow access to the camera, press *Don't Allow*. You will need to enter the information manually.



Android



Hold your mobile device up to the screen displaying the QR Code.

DO NOT SCAN THE QR CODE FROM THIS DOCUMENT!

Center the QR Code in the camera viewing window while slowly moving the device backwards until the QR Code is read.

1

Install SecurID Authenticator


2

Register Authenticator

1:38

App Store

Add Credential Code.



Or

Registration Code or URL

Email Address

Organization ID

Submit

Enter Details

Open the app and enter:

Registration Code: 123456789

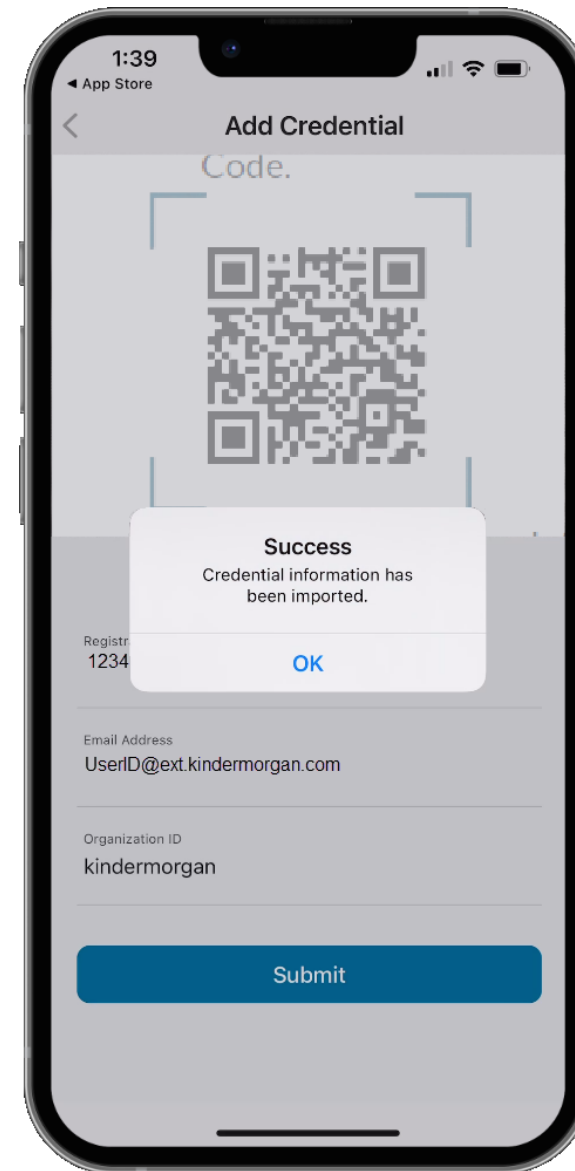
Email Address: UserID@ext.kindermorgan.com

Organization ID: kindermorgan

Information on this page will expire in: 01:41

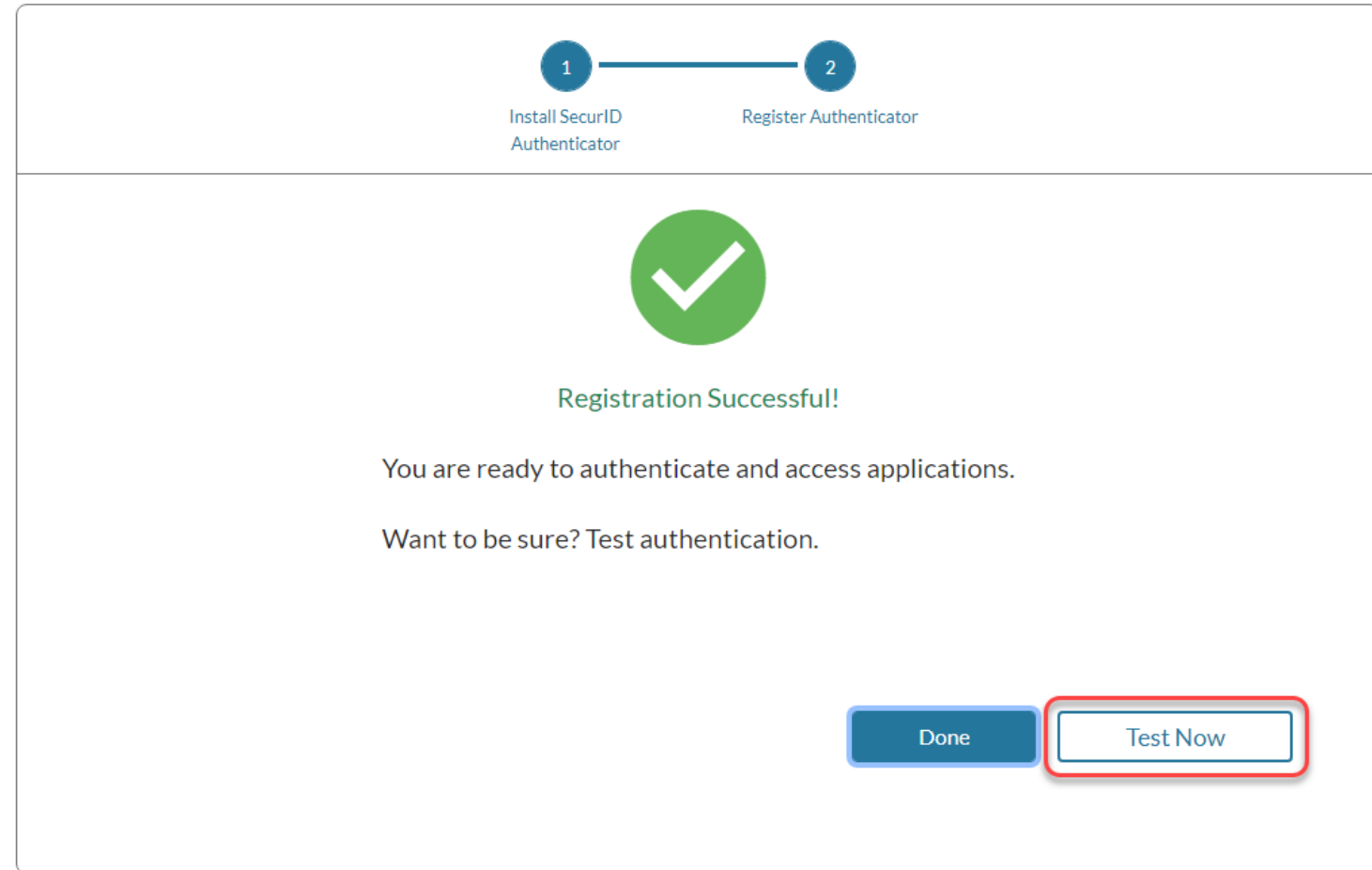
When the credential information is imported successfully, a pop-up will be shown. Press *OK* to continue.

Leave the device and application open to test the authentication token process.



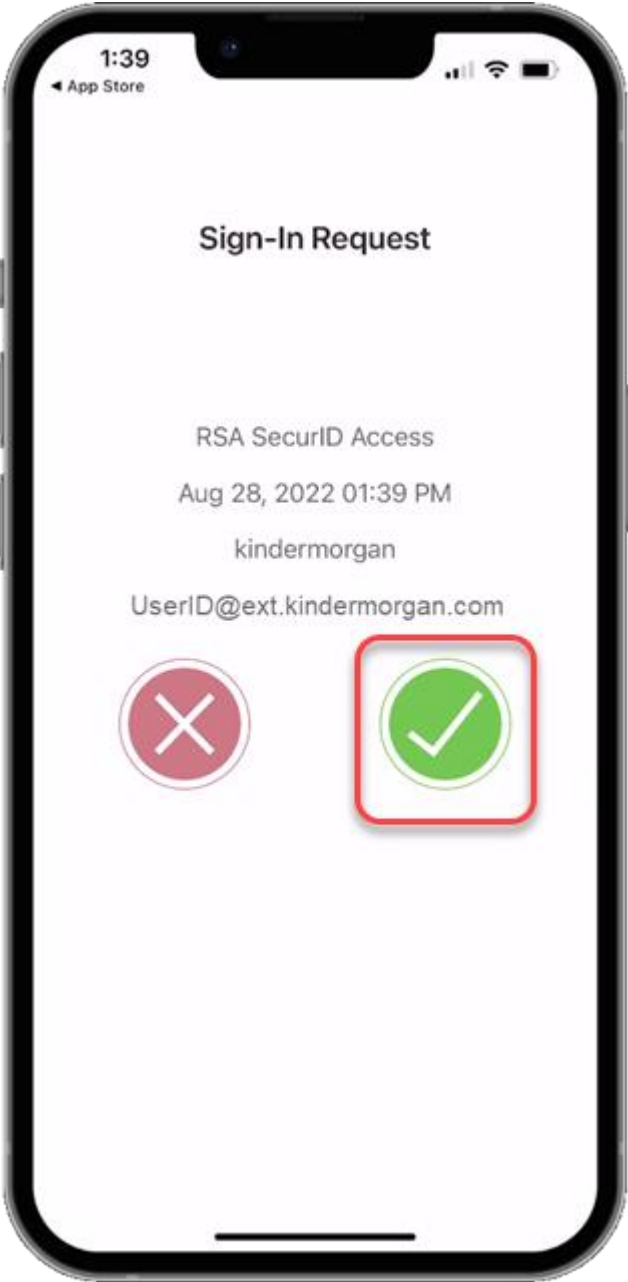
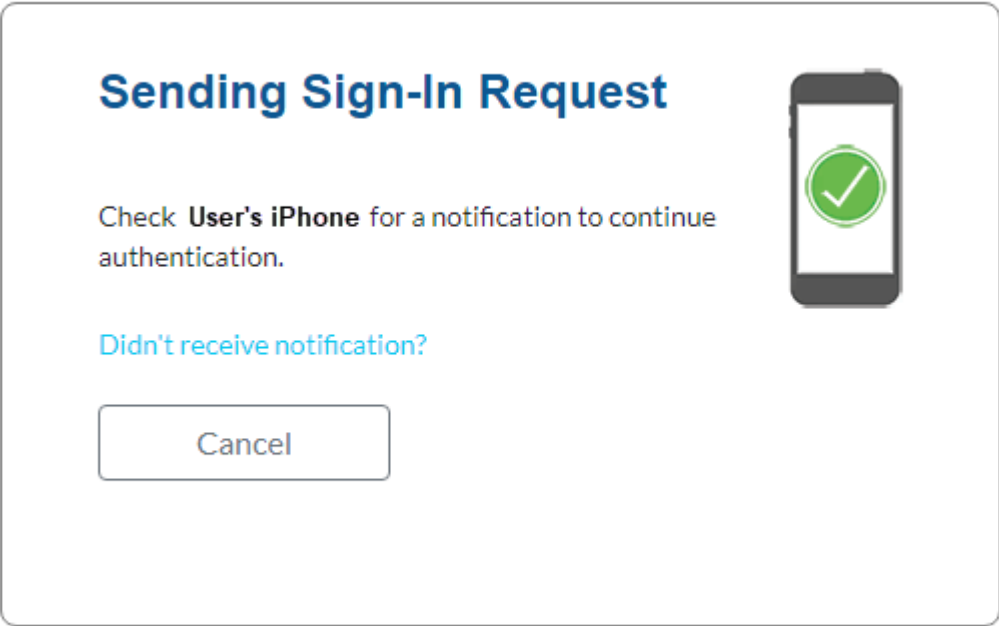
After the mobile device has successfully imported the credential information, the browser screen will change to the one displayed on the right.

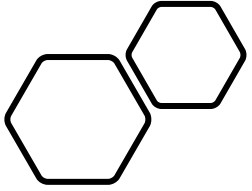
Use the *Test Now* button to ensure the device registration was successful.



The browser window will update to show a screen like below.

Confirm the test by pressing the green check mark on your mobile device.





Logging Into DART



DART Access: <https://pipeline.kindermorgan.com/> > DART Login

Enter your DART User ID with the extension **@ext.kindermorgan.com** click *next*.



Sign in

UserID@ext.kindermorgan.com

[Can't access your account?](#)

Next

Enter your DART Password click *Sign in*.



← UserID@ext.kindermorgan.com

Enter password

Password

[Forgot my password](#)

Sign in

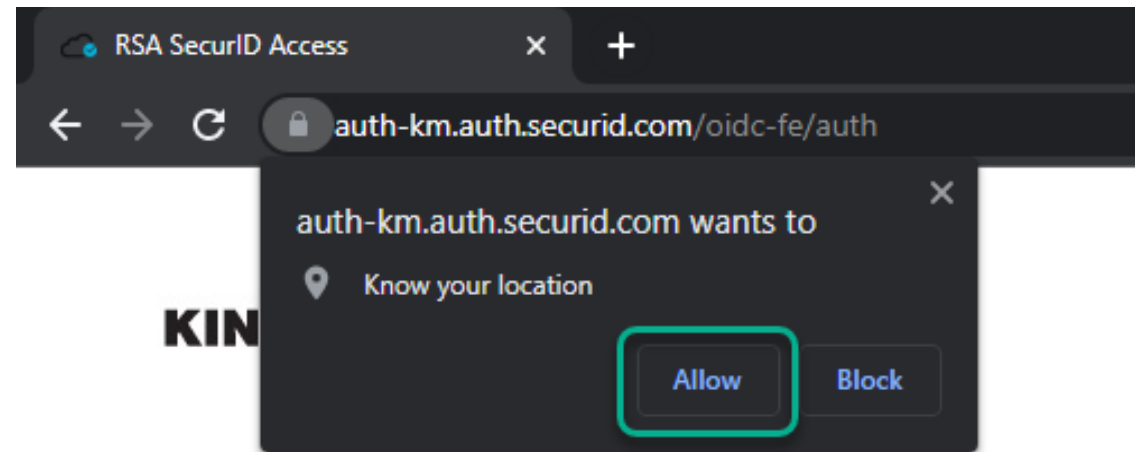
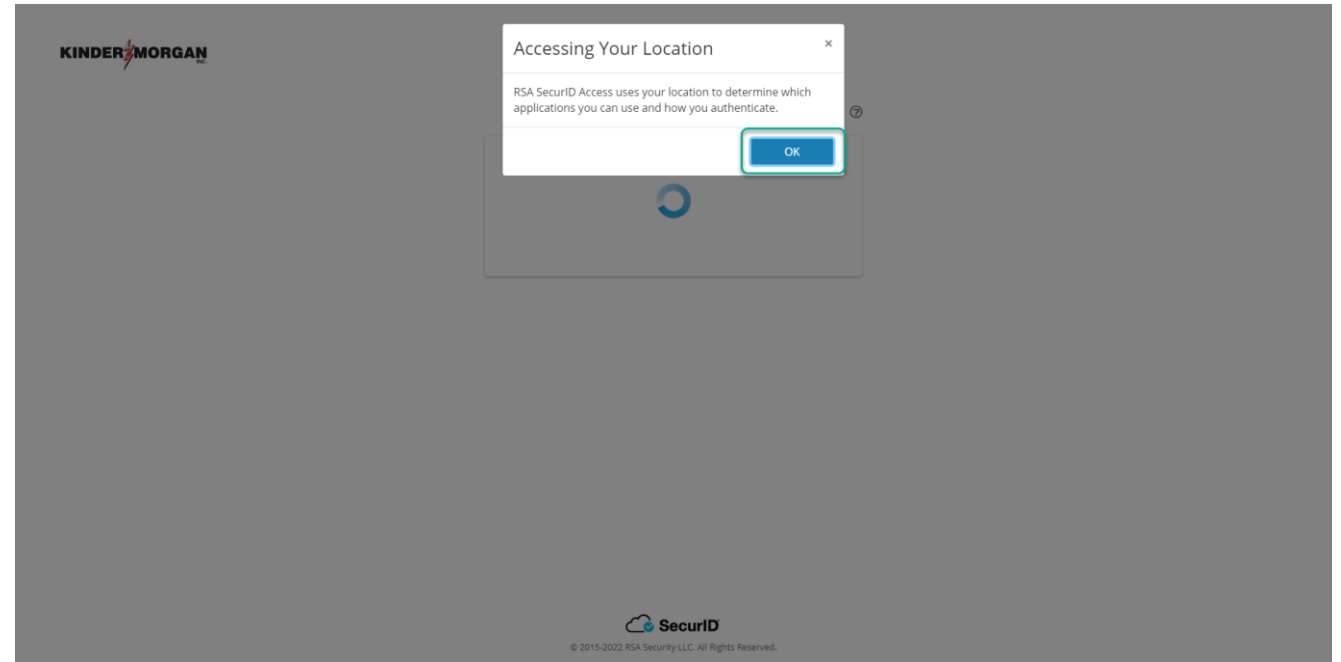
ATTENTION! DO NOT FAVORITE THE SIGN IN PAGE!

The sign in page contains session information for that login. Bookmarking it will result in a HTTP 500 Error. Instead, bookmark <https://pipeline.kindermorgan.com/>

You will be prompted to allow access to your location. Click *Ok*.

The browser may request access to your location. Click *Allow*.

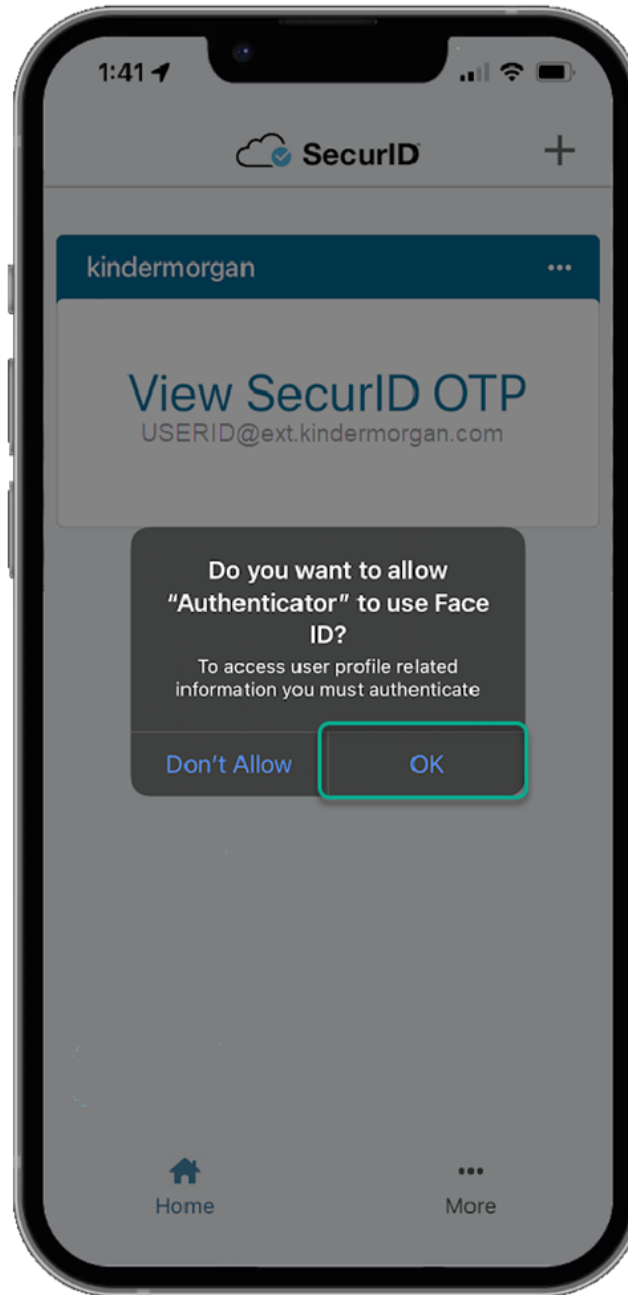
You may not receive these popup's depending on your security settings.



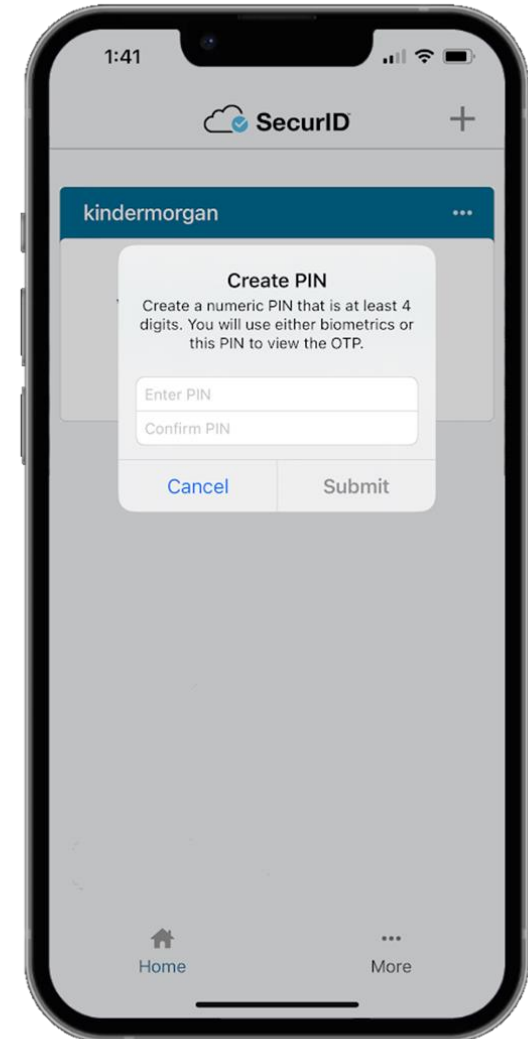
Open your SecurID App and click *View SecurID OTP*.

If your device supports it, you will be prompted to allow biometric security to the SecurID App.

*Depending on your device, you may be prompted to use a different form of biometric security.



The app requires a pin in the event biometric security does not work.



Enter the Authenticate
Tokencode shown on the
mobile device into the text
box.

Hi, ?

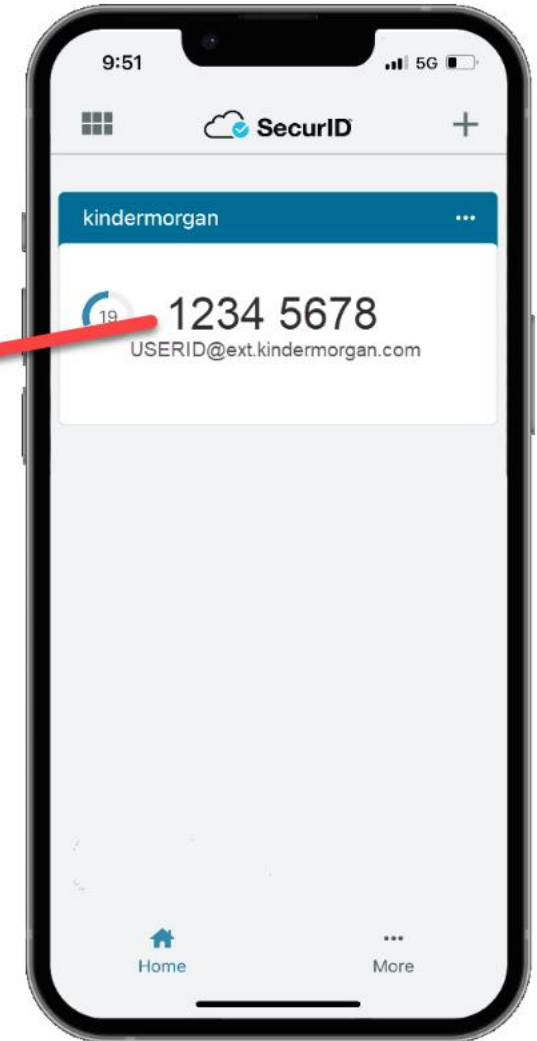

Enter Authenticate Tokencode

1. Open the RSA SecurID Authenticate app.
2. Enter the eight-digit number that displays on the screen.

Submit

Cancel

[Show more](#)





UserID@ext.kindermorgan.com

More information required

Your organization needs more information to keep your account secure

[Use a different account](#)

[Learn more](#)

[Next](#)

System User acknowledges and agrees Kinder Morgan's Management and its authorized agents reserve the right to monitor all aspects of KMI computer infrastructure and systems, without limitation. Computers, accounts and systems issued to System Users are to assist in performing their jobs. System Users should have no expectation of privacy in the use of such systems. These systems are the property of KMI. Use is intended for legitimate business purposes only.

System User agrees affirmative acknowledgment means the System User understands and consents to these terms and conditions. KMI or any authorized agents may monitor, intercept, record, and search any communications, data transiting or stored information on this system. At KMI's sole discretion, KMI may disclose information to the U.S. Government and its authorized representatives to protect the security of critical infrastructure and key resources, ensure information security, comply with applicable law, regulation, legal process or governmental request.

The first time you log in you will be prompted to enter more information. This information will be used for the Self-Service Password Reset. Press *Next* to continue.



Don't lose access to your account!

To make sure you can reset your password, we need to collect some info so we can verify who you are. We won't use this to spam you - just to keep your account more secure. **You'll need to set up at least 2 of the options below.**

- ! Authentication Phone is not configured [Set it up now](#)
- ! Security Questions are not configured. [Set them up now](#)

finish

cancel

Click *Set it up now* to verify your phone number.

Click *text me* to have a text message sent to the number you entered.



Don't lose access to your account!

Please verify your authentication phone number below.

Authentication phone

United States (+1) ▾

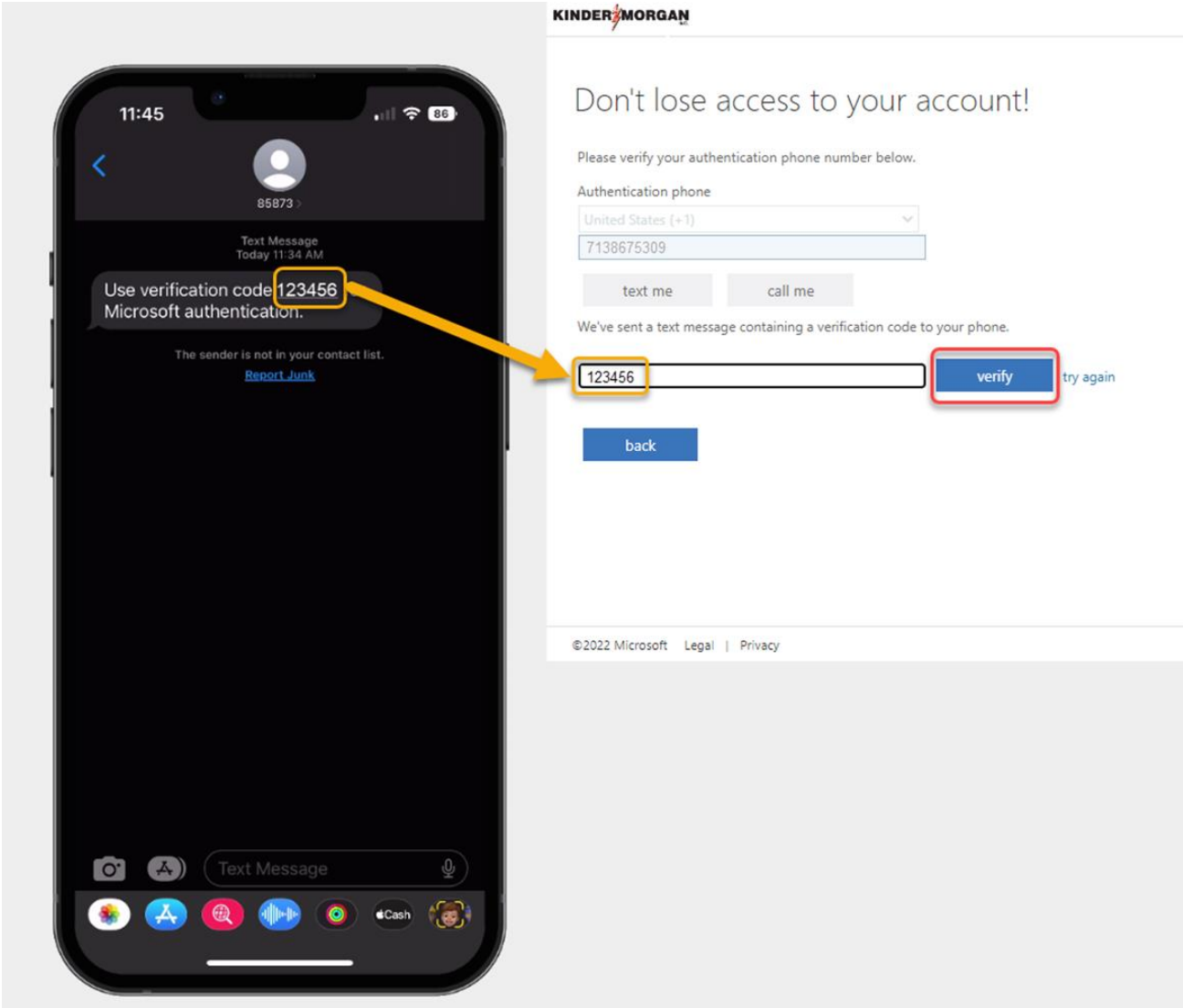
713-867-5309

text me

call me

back

Enter the 6-digit number sent to your device into the text box and press *verify*



Click *Set them up now* to set your Security Questions.

*You will answer these questions if you need to reset your password.

KINDER MORGAN

?

Don't lose access to your account!

To make sure you can reset your password, we need to collect some info so we can verify who you are. We won't use this to spam you - just to keep your account more secure. **You'll need to set up at least 2 of the options below.**

✓

Authentication Phone is set to +1 7138675309 [Change](#)

!

Security Questions are not configured [Set them up now](#)

finish

cancel

©2022 Microsoft

Legal

Privacy

Don't lose access to your account!

Please select questions to answer below. **Your admin requires you to set up 5 questions, and answers must be at least 3 characters long.**

Security question 1

In what city did you meet your first spouse/partner?



Security question 2

In what city does your nearest sibling live?



Security question 3

In what city was your first job?



Security question 4

What is your father's middle name?



Security question 5

What is your favorite food?



save answers

back

Click *save answers* to submit your questions.

Don't lose access to your account!

Thanks! We'll use the info below to recover your account if you forget your password. Click "finish" to close this page.

✓ Authentication Phone is set to +17138675309. [Change](#)

✓ Security Questions are configured. [Change](#)

finish

cancel

Click *finish* to complete the verification.

Home

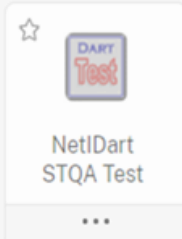
Apps

Desktops

Apps

Recents

Favorites

[View all applications](#)

A Citrix session should open completing the login process.

If you see a blank page, use the *View all applications* to find your favorite DART application(s).

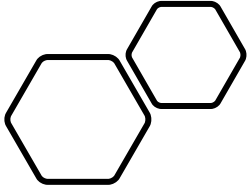
Desktops

Continue to login using this method going forward.



It doesn't look like you have any
desktops

Contact your administrator if this doesn't
seem right.



Emergency Token Registration

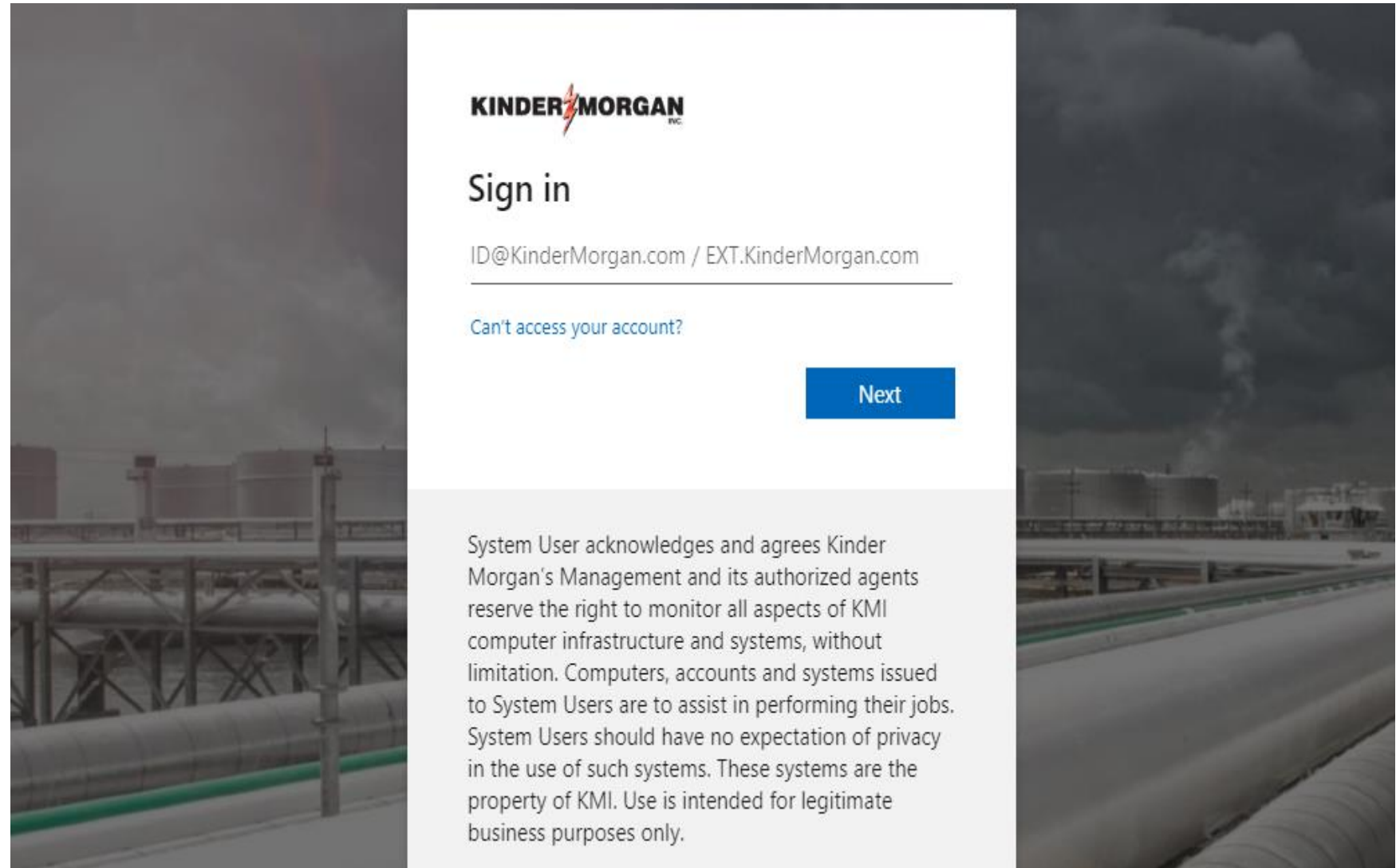
Emergency Token Request Guidelines

- Registration must be completed no sooner than 24-hours after registering for SecurID
- Registration must be completed prior to receiving an Emergency Token
- Contact the help desk if you need your security information updated
 - Email: MFASupportHD@kindermorgan.com

Open a browser and navigate to:
<https://pipeline.kindermorgan.com>

Click *DART Login*

Enter your DART User ID and
Password



KINDER MORGAN
INC.

Sign in

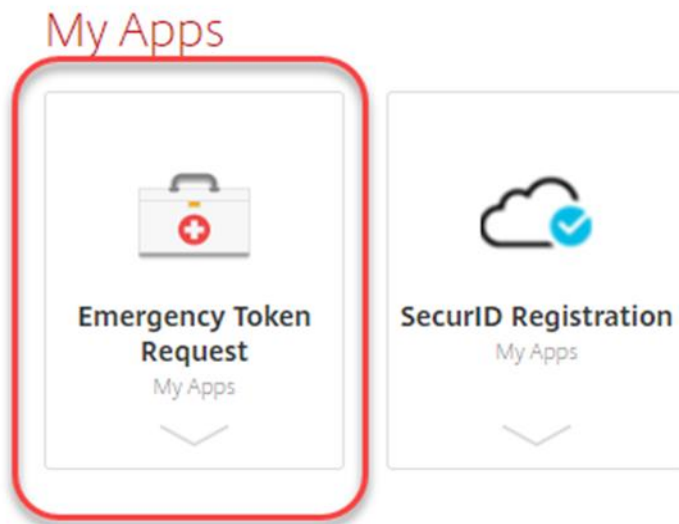
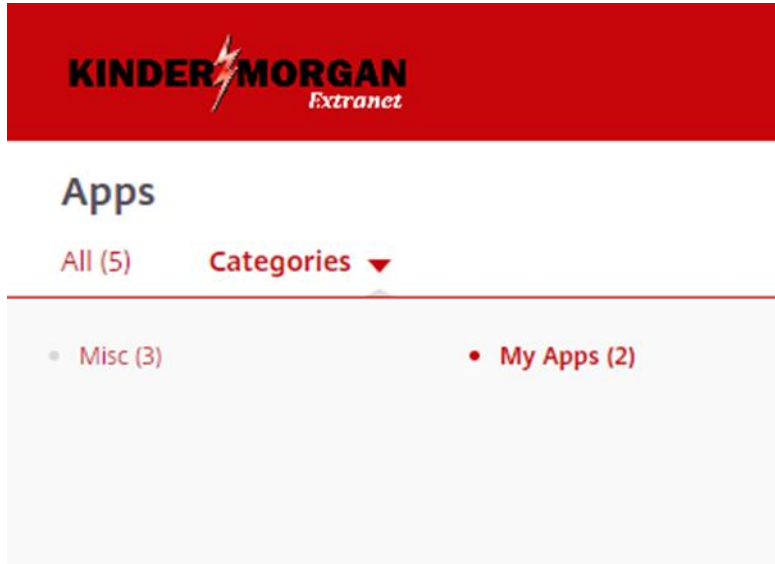
ID@KinderMorgan.com / EXT.KinderMorgan.com

[Can't access your account?](#)

Next

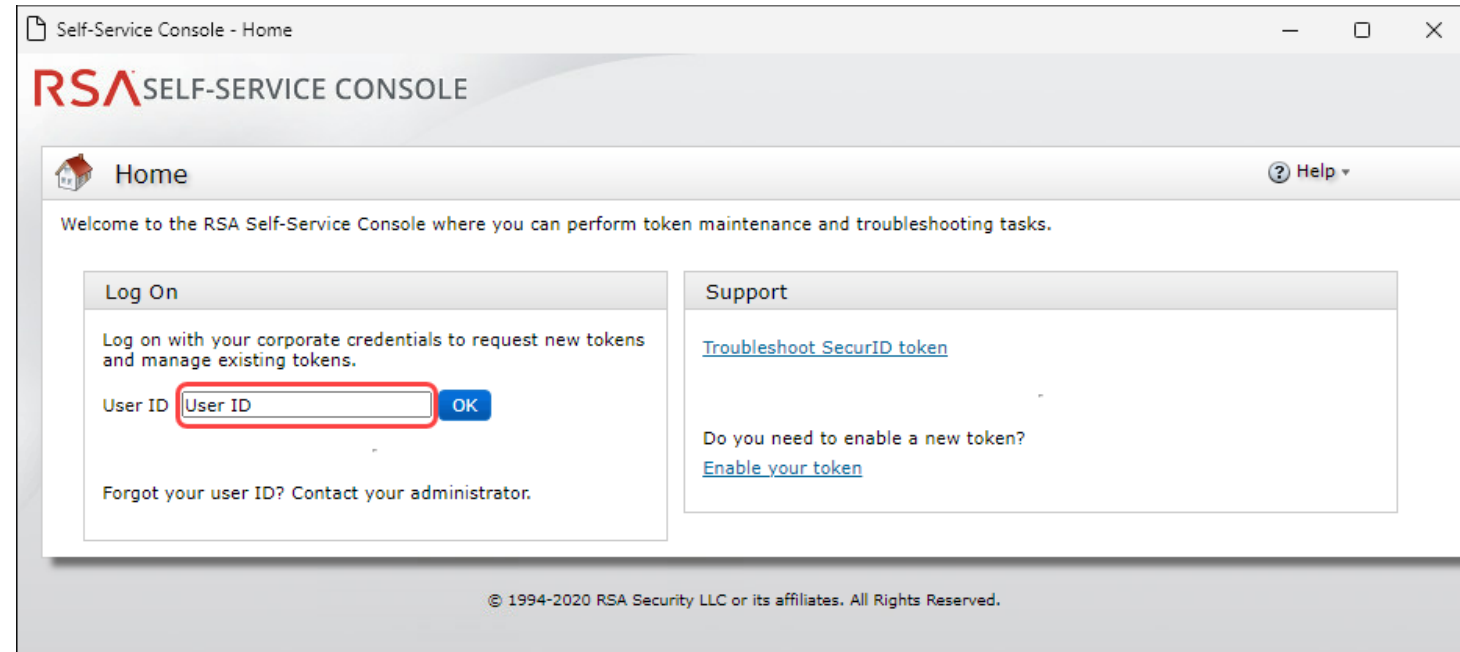
System User acknowledges and agrees Kinder Morgan's Management and its authorized agents reserve the right to monitor all aspects of KMI computer infrastructure and systems, without limitation. Computers, accounts and systems issued to System Users are to assist in performing their jobs. System Users should have no expectation of privacy in the use of such systems. These systems are the property of KMI. Use is intended for legitimate business purposes only.


Click *Emergency Token Request* to launch the application. This will open a new tab in your browser or launch a new Citrix session.



Enter your DART User ID and press *ok*.

Note: Use only your DART User ID on this page. You **do not** need to add @ext.kindermorgan.com




Log On

Log on with your RSA SecurID passcode. If you have lost your token, contact your help desk or a

Log On

User ID:

userID

Authentication Method:

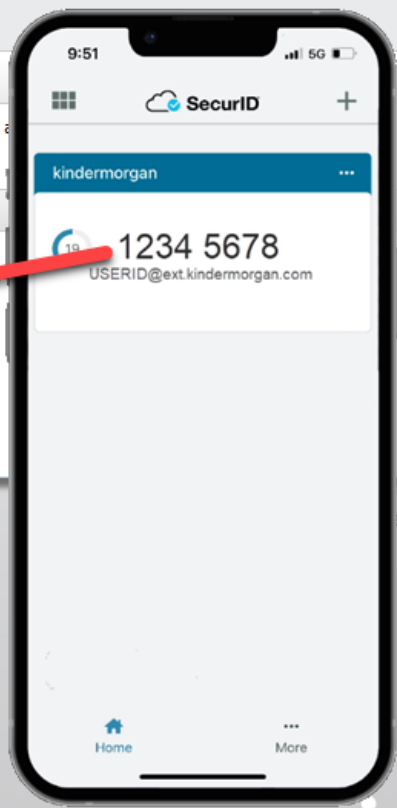
Passcode

Passcode:

[What's a valid passcode?](#)

Cancel

Log On



Enter your token from the SecurID App to the *Passcode* field.



My Account

This page allows you to view your user profile and manage your authenticators. Certain edits to your account require administrator approval. You can also use this page to request authenticators and user group membership, and [view your request history](#).



Notes

You have not answered security questions that are used for emergency authentication. To answer them, click **set up** in the My Authenticators section.

My Authenticators

Tokens - [request a new token](#) | [view SecurID token demo](#)

SecurID Authenticate

[test](#), [Forgot or Lost your Authenticator](#)

PIN:

none [Create PIN](#)

On-Demand Authentication

You are not currently enabled for on-demand authentication.

Security Questions - [set up](#)

Not configured


Please set up your security questions and answers

Once logged into the Self-Service Console, click *set up* to set your Security Questions

Choose five security questions to use in the instance an emergency token is needed

Click *Submit Your Request* to save your questions and answers

RSA SELF-SERVICE CONSOLE

 **Set up**

Select and answer 5 security questions in the language that you choose. If you have trouble logging on, you can answer these questions

* Required Field

Security Questions

Language:

1: *

2: *

3: *

4: *

5: *

You have now successfully registered for Emergency Token Request!

RSA SELF-SERVICE CONSOLE



My Account

This page allows you to view your user profile and manage your authenticators. Certain edits to your account require administrator approval. You can also use this page to request authenticators and user group membership, and [view your request history](#).



Security Questions successfully registered.

My Authenticators

Tokens - [request a new token](#) | [view SecurID token demo](#)

SecurID Authenticate

[test](#), [Forgot or Lost your Authenticator](#)

PIN:

none [Create PIN](#)

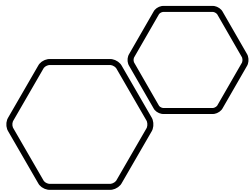


On-Demand Authentication

You are not currently enabled for on-demand authentication.

Security Questions

You've successfully setup your security questions. During logon you may be prompted to answer those questions to verify your identity.

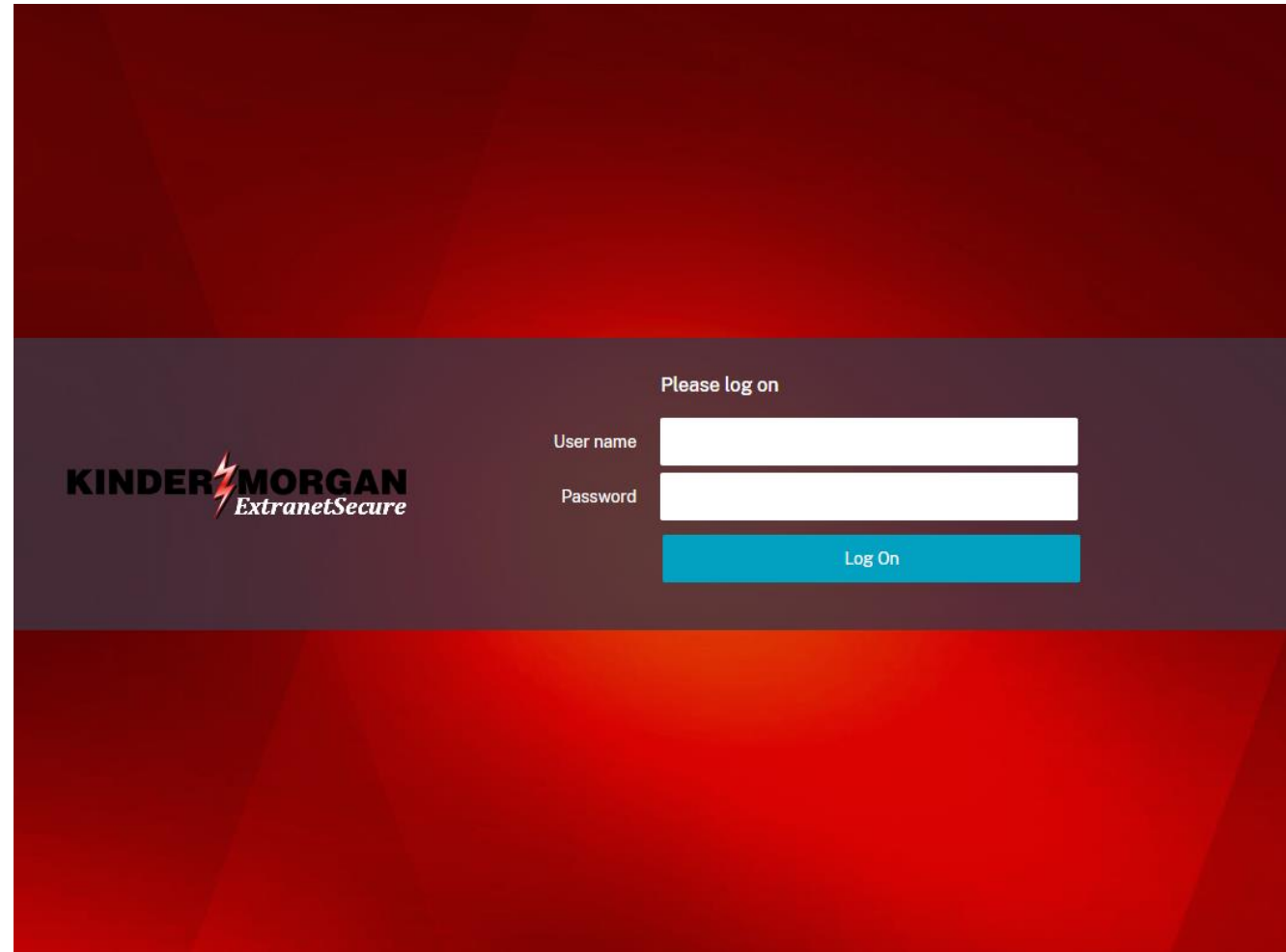


Retrieving an Emergency Token

DART Access: <https://pipeline.kindermorgan.com/> > DART Login Help > Emergency Token Request

Enter your DART User ID and Password

Note: Use only your DART User ID on this page. You **do not** need to add @ext.kindermorgan.com



The screenshot shows a login interface with a dark red background. On the left is the Kinder Morgan ExtranetSecure logo. On the right, under the heading "Please log on", are two white input fields labeled "User name" and "Password". Below these fields is a blue "Log On" button.

ATTENTION! DO NOT FAVORITE THE SIGN IN PAGE!

The sign in page contains session information for that login. Bookmarking it will result in a HTTP 500 Error. Instead, bookmark <https://pipeline.kindermorgan.com/>

Click *Emergency Token Request* to launch the application. This will open a new tab in your browser.

KINDER MORGAN
Extranet


Apps

All (5) Categories ▾


Misc (3)


My Apps (2)

My Apps




Emergency Token Request
My Apps





SecurID Registration
My Apps



RSA SELF-SERVICE CONSOLE

Home

Welcome to the RSA Self-Ser

Click Troubleshoot SecurID Token

Log On

Log on with your corporate credentials to request new tokens and manage existing tokens.

User ID **OK**

Forgot your user ID? Contact your administrator.

Support

[Troubleshoot SecurID token](#)


Do you need to enable a new token?
[Enable your token](#)

© 1994-2020 RSA Security LLC or its affiliates. All Rights Reserved.

Enter your DART User ID and click *OK*

RSA

SECURE LOGON

 Log On

Logon is required. If you have forgotten your logon information, contact your help desk or administrator.


User ID:

OK

Answer the challenge questions and press *Continue*

RSA

SECURE LOGON

 Help Verify Your Identity

For enhanced security, you must verify your identity.

* Required field

Identity Confirmation: Security Questions

Confirm your identity by answering 3 security questions. You must enter answers in the same language that you use.

In what city does your nearest sibling live?

*

What is the name of your favorite childhood friend?

*

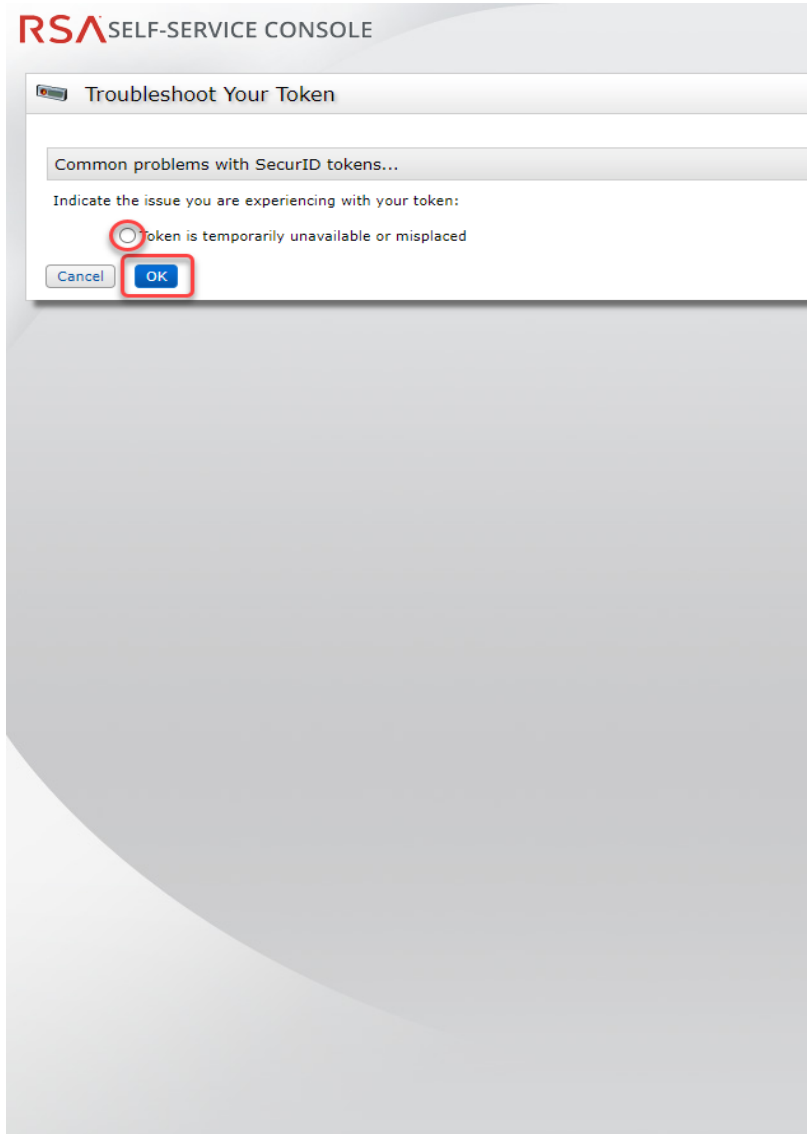
In what city or town was your first job?

*

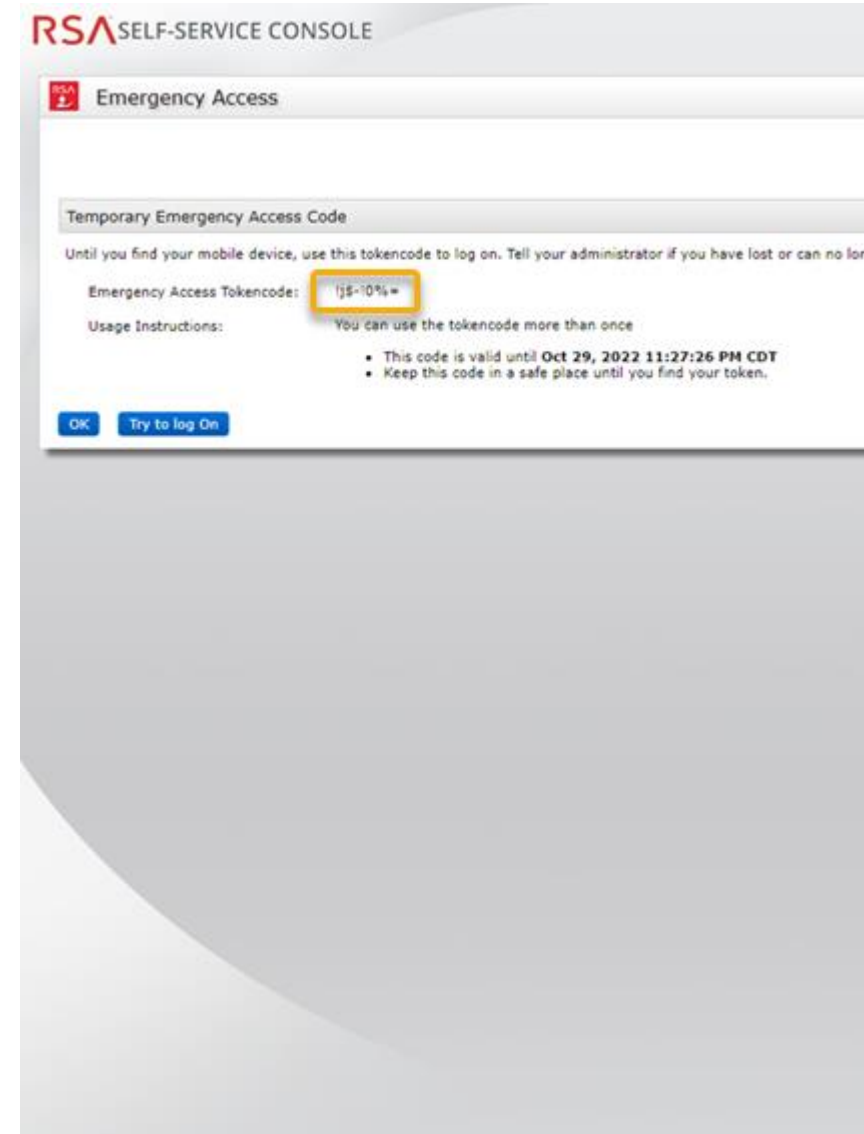
Cancel

Continue

Select the radial button then click *OK*



Your Emergency Access Tokencode will be displayed. You can now close the Self-Service Console



Open a new browser window and navigate to:
<https://pipeline.kindermorgan.com>

Click *DART Login*

Enter your DART User ID with the extension
@ext.kindermorgan.com click *next*.



Sign in

UserID@ext.kindermorgan.com

[Can't access your account?](#)

Next

Enter your DART Password click *Sign in*.



← UserID@ext.kindermorgan.com

Enter password

Password

[Forgot my password](#)

Sign in

DART Access: <https://pipeline.kindermorgan.com>

When you get to the token screen, click *Show More* to show other sign in options

Enter Authenticate Tokencode

1. Open the RSA SecurID Authenticate app.

2. Enter the eight-digit number that displays on the screen.

Submit

Cancel

Show more

Click *RSA SecurID Token*

Enter Authenticate Tokencode

1. Open the RSA SecurID Authenticate app.

2. Enter the eight-digit number that displays on the screen.

Submit

Cancel

Show less

RSA SecurID Token

Emergency Access

Temporary Emergency Access Code

Until you find your mobile device, use this tokencode to log on. Tell your administrator if you have lost or can no longer use your mobile device.

Emergency Access Tokencode: 1j\$-10%*

Usage Instructions:

- You can use the tokencode more than once.
- This code is valid until **Oct 29, 2022 11:27:26 PM CDT**
- Keep this code in a safe place until you find your token.

OK **Try to log On**


Enter the Emergency Access Tokencode into the text box and click *Submit*.

After successfully submitting, a Citrix session should open.

Enter RSA SecurID Passcode

Submit **Cancel**

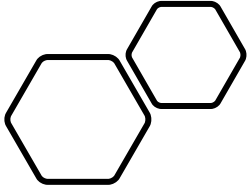
▼ Show more



If you need further assistance, contact the Help Desk:

Phone: 833-941-0066

MFASupportHD@kindermorgan.com



Registering For SSPR



Self-Service Password Reset (SSPR) Rules

- User Id must be registered with SSPR prior to resetting password
- Password can be reset once every 24hrs
 - If your password needs to be reset inside that limit, contact your Dart Security Admin
- You must register two authentication methods
 - Token delivered via SMS
 - Personal Challenge questions
 - Each answer must be unique
- Password cannot be one that you have used in the past
 - Must have eight digits, uppercase, lowercase, special character, and number
- Contact the help desk if you need your security information updated
 - Email: MFASupportHD@kindermorgan.com

DART Access: <https://pipeline.kindermorgan.com/> > DART Login

Enter your DART User ID with the extension **@ext.kindermorgan.com** click *next*.



Sign in

UserID@ext.kindermorgan.com

[Can't access your account?](#)

Next

Enter your DART Password click *Sign in*.



← UserID@ext.kindermorgan.com

Enter password

Password

[Forgot my password](#)

Sign in

ATTENTION! DO NOT FAVORITE THE SIGN IN PAGE!


The sign in page contains session information for that login. Bookmarking it will result in a HTTP 500 Error. Instead, bookmark <https://pipeline.kindermorgan.com/>

Enter the Authenticate
Tokencode shown on the
mobile device into the text
box and click *Submit*.

Hi, ?

Enter Authenticate Tokencode

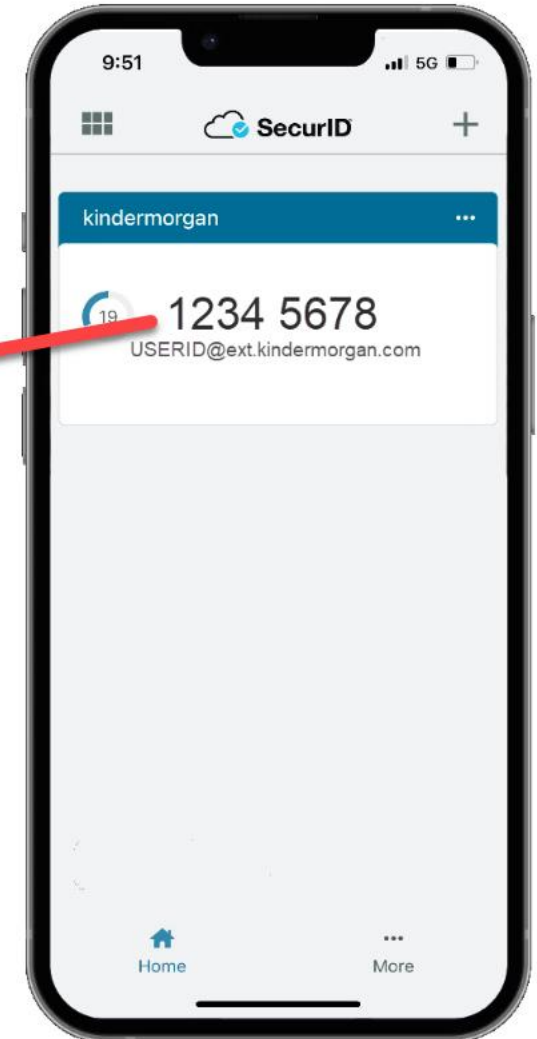
1. Open the RSA SecurID Authenticate app.
2. Enter the eight-digit number that displays on the screen.



Submit

Cancel

[Show more](#)





UserID@ext.kindermorgan.com

More information required

Your organization needs more information to keep your account secure

[Use a different account](#)

[Learn more](#)

[Next](#)

System User acknowledges and agrees Kinder Morgan's Management and its authorized agents reserve the right to monitor all aspects of KMI computer infrastructure and systems, without limitation. Computers, accounts and systems issued to System Users are to assist in performing their jobs. System Users should have no expectation of privacy in the use of such systems. These systems are the property of KMI. Use is intended for legitimate business purposes only.

System User agrees affirmative acknowledgment means the System User understands and consents to these terms and conditions. KMI or any authorized agents may monitor, intercept, record, and search any communications, data transiting or stored information on this system. At KMI's sole discretion, KMI may disclose information to the U.S. Government and its authorized representatives to protect the security of critical infrastructure and key resources, ensure information security, comply with applicable law, regulation, legal process or governmental request.

The first time you log in, you may be prompted to enter more information. This information will be used for the Self-Service Password Reset. Press *Next* to continue.



Don't lose access to your account!

To make sure you can reset your password, we need to collect some info so we can verify who you are. We won't use this to spam you - just to keep your account more secure. **You'll need to set up at least 2 of the options below.**

- ! Authentication Phone is not configured. [Set it up now](#)
- ! Security Questions are not configured. [Set them up now](#)

finish

[cancel](#)

Click *Set it up now* to verify your phone number.

Click *text me* to have a text message sent to the number you entered.



Don't lose access to your account!

Please verify your authentication phone number below.

Authentication phone

United States (+1) ▼

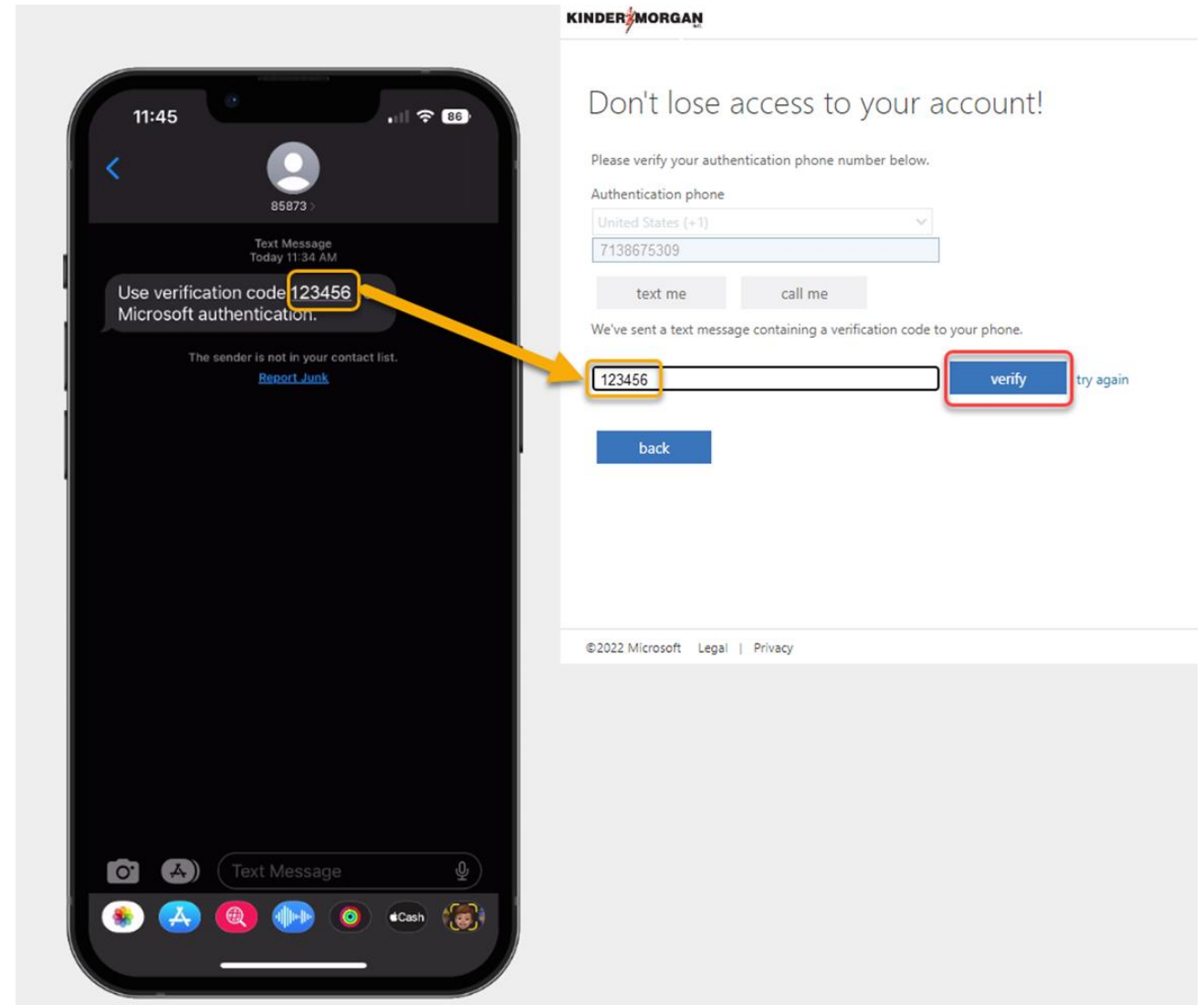
713-867-5309

text me

call me

back

Enter the 6-digit number sent to your device into the text box and press *verify*



Click *Set them up now* to set your Security Questions.

*You will answer these questions if you need to reset your password.

KINDER MORGAN

?

Don't lose access to your account!

To make sure you can reset your password, we need to collect some info so we can verify who you are. We won't use this to spam you - just to keep your account more secure. **You'll need to set up at least 2 of the options below.**

✓

Authentication Phone is set to +1 7138675309 [Change](#)

!

Security Questions are not configured [Set them up now](#)

finish

cancel

©2022 Microsoft

Legal

Privacy

Don't lose access to your account!

Please select questions to answer below. **Your admin requires you to set up 5 questions, and answers must be at least 3 characters long.**

Security question 1

In what city did you meet your first spouse/partner?



Security question 2

In what city does your nearest sibling live?



Security question 3

In what city was your first job?



Security question 4

What is your father's middle name?



Security question 5

What is your favorite food?



save answers

back

Click *save answers* to submit your questions and answers.

Don't lose access to your account!

Thanks! We'll use the info below to recover your account if you forget your password. Click "finish" to close this page.

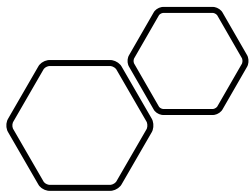
✓ Authentication Phone is set to +17138675309. [Change](#)

✓ Security Questions are configured. [Change](#)

finish

cancel

Click *finish* to complete the verification.



Resetting Your Password With SSPR

DART Access: <https://pipeline.kindermorgan.com/>

Click *DART Login*

Enter your DART User ID with the extension **@ext.kindermorgan.com** click *next*.

Click *Forgot my password*



Sign in

UserID@ext.kindermorgan.com

[Can't access your account?](#)

Next



← UserID@ext.kindermorgan.com

Enter password

Password

[Forgot my password](#)

Sign in

Enter the characters from the picture and click *next*.



Get back into your account

Who are you?

To recover your account, begin by entering your email or username and the characters in the picture or audio below.

Email or Username: *

Example: user@contoso.onmicrosoft.com or user@contoso.com



Enter the characters in the picture or the words in the audio. *

Next

Cancel



Get back into your account

verification step 1 > verification step 2 > choose a new password

Please choose the first contact method we should use for verification:

- ☒ Text my mobile phone

☐ Call my mobile phone

☐ Answer my security questions

In order to protect your account, we need you to enter your complete mobile phone number (*****09) below. You will then receive a text message with a verification code which can be used to reset your password.

Text

[Cancel](#)

Enter the phone number you used during registration into the text box and click *Text*



Get back into your account

verification step 1 > verification step 2 > choose a new password

Please choose the first contact method we should use for verification:

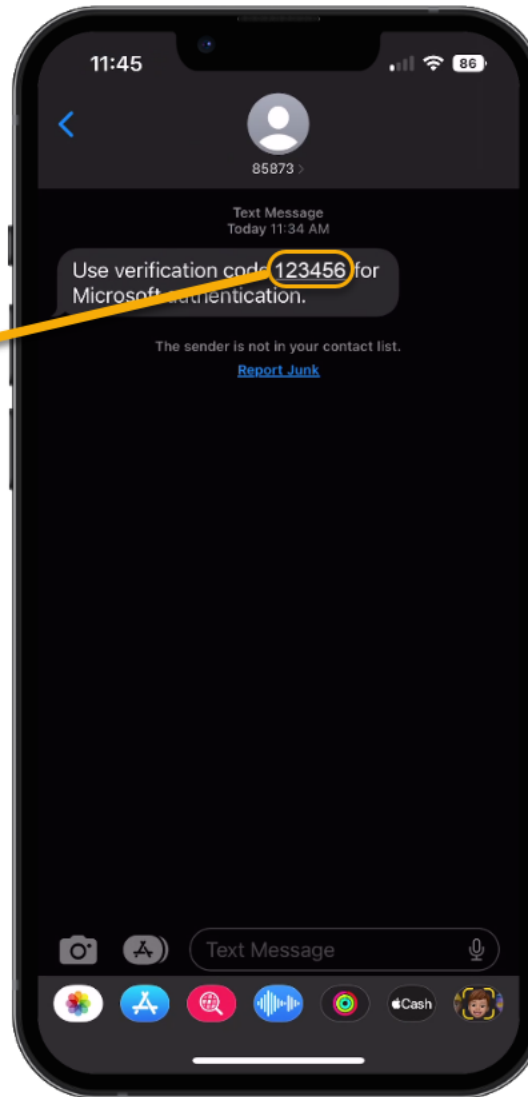
- ☒ Text my mobile phone
- ☐ Call my mobile phone
- ☐ Answer my security questions

We've sent you a text message containing a verification code to your phone.

Enter your verification code

Next

[Cancel](#)



Enter the verification code
into the text box.

Press *Next* to continue.



Get back into your account

verification step 1 ✓ > **verification step 2** > choose a new password

Please choose the second contact method we should use for verification:

☒ Answer my security questions

What is your father's middle name?

In what city was your first job?

In what city did you meet your first spouse/partner?

Next

[Contact your administrator](#)

[Cancel](#)

Answer your security questions
you used during registration.

Press *Next* to continue.



Get back into your account

verification step 1 ✓ > verification step 2 ✓ > **choose a new password**

* Enter new password:

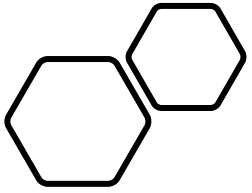
* Confirm new password:

Finish

Cancel

Enter your new password and click *Finish*.

Your password should now be reset, and you can continue to DART



Remove/Register a Device in SecurID

- Open a new session in your preferred internet browser.
- Navigate to:
<https://pipeportal.kindermorgan.com/PortalUI/HelpInfo.aspx>
- Open *SecurID Registration* by Double-Clicking.

DART Help & Information

The Kinder Morgan family of pipelines invites you to learn more about our pipelines and services. Our pipelines offer a variety of customer oriented services.

This NAESB-compliant web site will allow you to select a pipeline group/pipeline from the menu bar on the left, and easily navigate to the section of this site that interests you by selecting the appropriate section from the expanded menu.

Kinder Morgan is continually looking for new ways to serve current and prospective customers through new service offerings and facility expansions. To obtain information on facility expansions that are proposed or currently underway, please select the EXPANSION PROJECTS link from the menu bar at left.

We have tried to make the sections of this site applicable to all pipelines. However, if a section is not applicable to the pipeline you have selected, no data will be provided when your request is submitted. This website uses Adobe Acrobat Reader® for reading some of its documents. If you don't have Acrobat Reader, download the Reader from the Acrobat button at the bottom of this page. Adobe Acrobat Reader is free software available from Adobe Systems Incorporated. Download the software and install as a browser plug-in, following the instructions available at the Adobe site. The Customer Activities or secured sections (NOMINATION, FLOWING GAS, INVOICING, CAPACITY RELEASE, and CONTRACTS/RATES) require log-on ids and passwords.

DART utilizes a Multi-Factor Authentication process to log in. To learn more about this process, please select the following links:

- [DART Multi-Factor Authentication \(MFA\) FAQs](#)
- [DART Multi-Factor Authentication \(MFA\) User Guide](#)
- [Self Service Password Reset \(SSPR\) User Guide](#)
- [Emergency Token Request \(ETR\) User Guide](#)
- [SecurID User Guide:](#)
 - [First Time Registration](#)
 - [Reregister SecurID](#)

The following links provide access to DART processes:

- [SecurID Registration](#)
- [Emergency Token Request](#)
- [DART Login](#)

To request a new login ID, modify the security on an existing ID or receive a password reset, contact your company's DSA (DART Security Administrator). When an DSA does not exist for the company, a security form must be sent to the DART Security Coordinator.

- [DART Security Information and Forms](#)
- [DART Access/Firewall Rules](#)
- [DART For Tablets Instructions](#)

DART Maintenance Windows

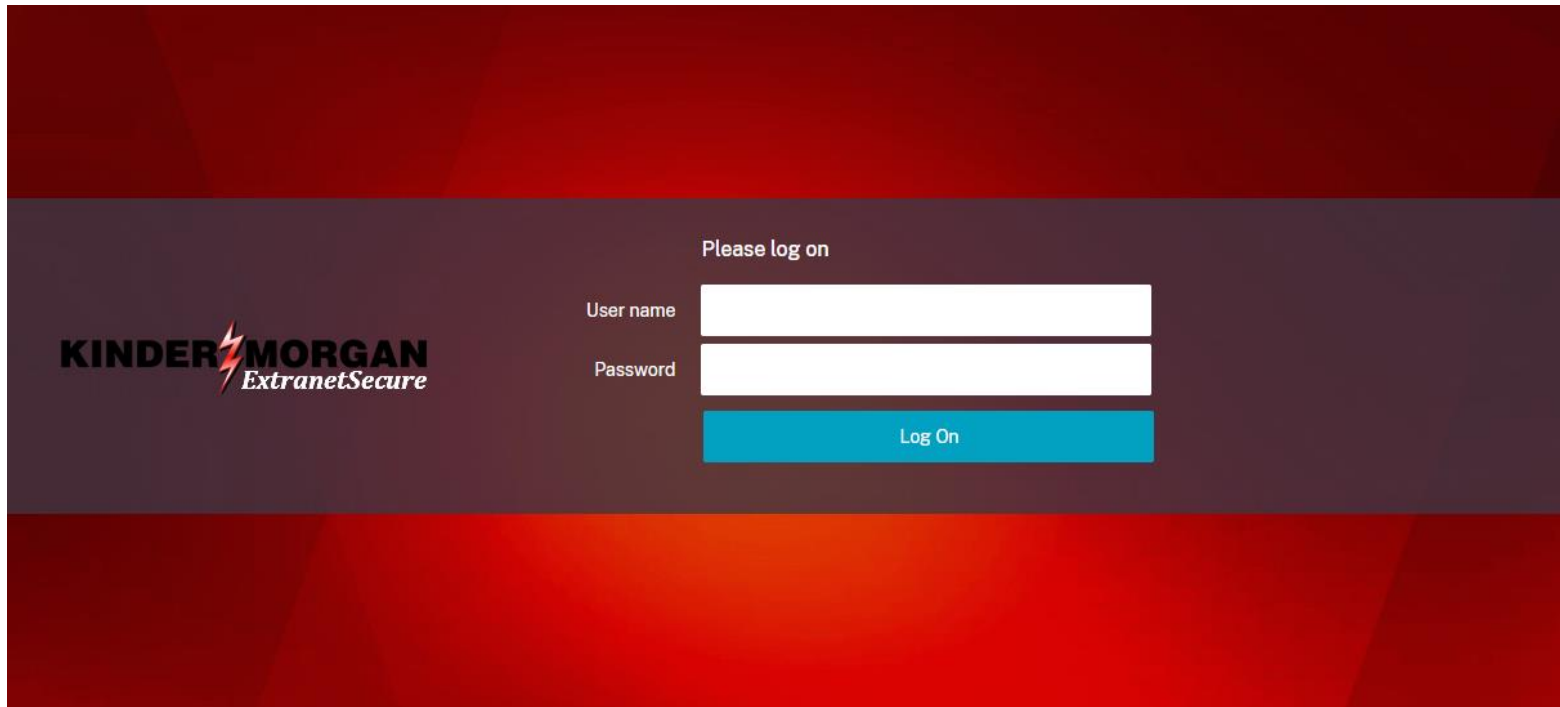
WED, SUN	10:30 PM - 1:30 AM
SAT	10:30 PM - 6:30 AM

DART Access:

<https://extranetsecure.kindermorgan.com/vpn/index.html>

DART Login

- Log into the Kinder Morgan Extranet by entering your DART *User ID* and *Password*.
- *Note: Use only your DART User ID on this page. You cannot add @ext.kindermorgan.com*



KINDER MORGAN
ExtranetSecure

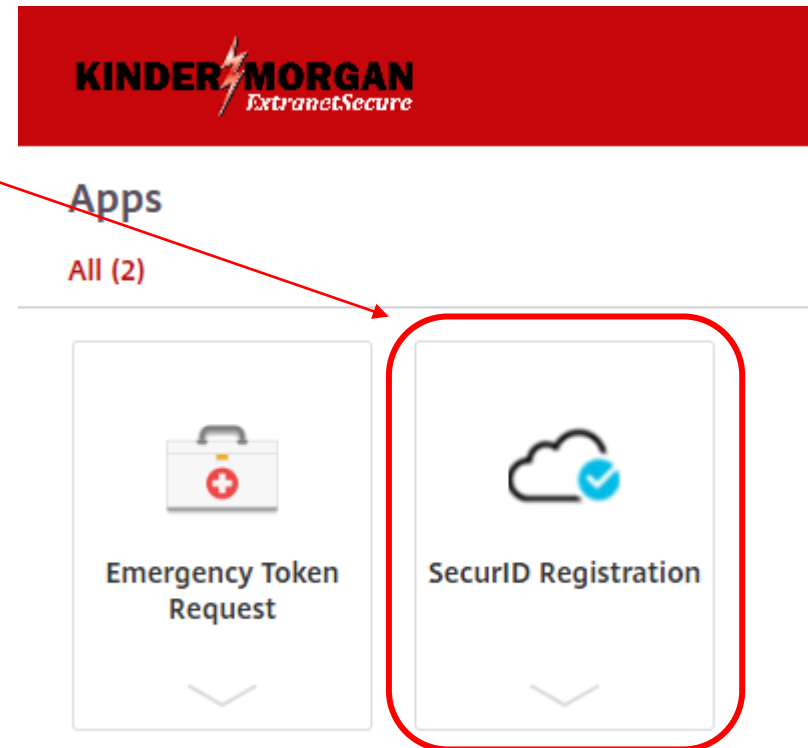
Please log on

User name

Password

Log On

Click the icon for *SecurID Registration*.



Enter your DART User ID without the extension **@ext.kindermorgan.com**

Enter your password and press *Submit*.

*Your password will be the same one you log into DART with.



SecurID



Enter User ID and Password

User ID

Password

Submit

Cancel

A black and white icon of a padlock. Below the padlock, there are four asterisks (****) inside a rectangular box, representing a password field.

Once logged in to SecurID, hover over your registered device and click the trash can icon to delete the device.

5-10 minutes after the device is deleted, you can follow the instructions for [registration](#).

